

# Maryland Basketball

1997-98 MARYLAND TERRAPINS BASKETBALL



Matt Kovarik

Sarunas Jasikevicius

Rodney Elliott



# Welcome to Cole

Head coach Gary Williams, his staff and team would like to welcome you to Cole Field House and hope to make your visit as enjoyable as possible.



Front Row (l to r): Brian Duigan, Kelly Hite, Terrell Stokes, Sarunas Jasikevicius, Rodney Elliott, Matt Kovarik, Atman Smith, Norman Fields, Michael Biftu. Back Row (l to r): Head Coach Gary Williams, J. J. Bush, John Bowie, Jimmy Patsos, LaRon Cephas, Terence Morris, Brian Watkins, Mike Mardesich, Obinna Ekezie, Laron Profit, Matt Hahn, Dave Dickerson, Troy Wainwright, and Billy Hahn.

Maryland basketball is one of the top overall programs in the nation. Head Coach Gary Williams, his staff and players welcome you to College Park and hope that your stay is enjoyable. Cole Field House is one of the top places in the nation to watch a college basketball game and the program would like to thank you for stopping here while on your "Road to the Final Four." The media relations staff is always available to service you and has prepared this media guide as a source of information which can be referred to all season. Welcome to Maryland. We hope that you enjoy your visit and that we will see you along the college basketball road again.

## BEFORE YOUR VISIT

Game credentials are issued to accredited members of the media only. Working space in the press area of Cole is limited and seats are expressly reserved for those working on deadline, with no exceptions. Children and other non-workers are not allowed in the press area. Credentials should be ordered at least one week before each game and are issued through the Media Relations Office. Requests for credentials should be made in writing and on letterhead stationery to Chuck Walsh, Media Relations Director for Men's Basketball. If it is convenient for you to FAX your request, you are welcome to do so. The FAX number in the Media Relations Office is (301) 314-9094. These requests are accepted from Sports Editors and Sports Directors only. The credential requests should be sent so that they reach the Media Relations Office at least one week prior to the desired games. They are carefully screened to insure good working conditions in the press area. When time permits, a working press pass and a parking pass will be mailed. When this is not possible, they will be left at the Press Will Call entrance at the back door of Cole. The back door of Cole directly faces Byrd Stadium..

## FAX MACHINE SERVICE

Fax machine service will be available. If you need any information faxed to your newspaper, please submit your request to a member of the Sports Information Office.

## PRESS SEATING

Press seating is located on the basketball floor in the northwest corner of the arena. The area is manned by members of the Media Relations Office throughout the game. The Media Relations staff desires to help the media be as comfortable as possible during each game.

## PHOTOGRAPHERS

The NCAA has established a policy to control congestion in the photography areas on the basketball court. Only photographers on assignment are given photo passes along with members of working television media. Admission to the court and the photo boxes is by photo pass only. Photographers, both still and electronic must shoot from the baselines at the Northwest (Maryland Bench end/directly in front of press seating) and Southeast (visiting bench) corners of the court.



1997-98

Photographer's floor access is governed by Atlantic Coast Conference policy. Please note that only game photographers no runners, assistants or producers will have access to the photography areas. Photographers are also welcome to shoot from the photo deck on the West side of Cole. Access to the photo deck is from the concourse level opposite the team benches. Photographer positions are at the complete discretion of the basketball game officials and the Media Relations Office AT ALL TIMES. Failure to comply with their directions will result in expulsion for the arena.

### IN-SEASON INTERVIEW POLICY

All Maryland players and Head Coach Gary Williams will be available for interviews with accredited members of the media throughout the season. ALL INTERVIEW REQUESTS must be made through the Media Relations Office, contacting Chuck Walsh. Player interviews are conducted before practice in the media workroom. Please allow for 24 hours prior notice. Player's individual phone numbers will not be given to the media and game day interviews will not be granted until the end of a game.

The Media Relations office is located on the main level of Cole Field House in room 1102. The phone number is (301) 314-7065 and the FAX number is (301) 314-9094. Players will not be available for live call-in radio shows.

### POST GAME PRESS-CONFERENCES

Post game coaches interviews are held in the basketball lounge adjacent to the media work room and the Maryland lockerroom. Coaches from both teams will be brought to the interview area after each game. Coach Gary Williams will appear first, immediately after he talks to his team. He will be followed by the visiting coach. The Maryland lockerroom is open to credentialed media for a brief period after Coach Williams concludes his comments to the media. This is in accordance with ACC rules. The visiting team's locker room access policy is determined by officials of that school.

### POST GAME STATISTICS

Statistics packets, including running play-by-play, first half and final boxscores and post-game quotes are compiled following every game and made available to the media at press row and in the press room. Welcome to the University of Maryland's Cole Field House. We hope you enjoy your visit.

## Atlantic Coast Conference Media Services

### WEEKLY TELECONFERENCE

Beginning the first Tuesday in January and continuing each week through the end of the season, the Atlantic Coast Conference will hold a weekly telephone press conference featuring all nine league coaches beginning at 11 a.m.

Each coach will be available to furnish comments and take questions for 10 minutes beginning with Clemson Head Coach Rick Barnes and continuing in alphabetical order by school. Gary Williams is available from 11:40-11:50.

The weekly press conference, through the services of Darome Phone Service in Alexandria, Va., can be accessed by calling (212) 547-0297. The teleconference will be replayed in its entirety for 24 hours following the conclusion of the original press conference. Please contact Brian Morrison, of the ACC Office at (910) 854-8787 for further information.

Photographers, too, should make their credential requests at least one week in advance. Credential requests for photography passes are welcome. Photographers should note that the Cole Field House lights are color balanced for daylight. An exposure setting of /250 at f2.8 has been found to work well with ASA 400 film and normal processing. Strobe lights may be installed in Cole; but arrangements must be made through the Media Relations Office two weeks in advance. Space for strobe lights is available on a first come, first served basis.

Game Day Press Parking is located on the Byrd Stadium promenade, under the Tyser Tower press box. The parking garage is best accessed from the Stadium Drive entrance to campus. Access is via press parking pass only and is available on an extremely limited basis.

### MEDIA WORK ROOM

A press work room is available for working media only on the court level of Cole. The media workroom is located just off of the basketball court to your left. A limited number of long distance phone lines are available on a first-come, first serve basis and require a credit card for billing.

The room opens well before game time and media representatives are welcome to make themselves comfortable. Food service is available to the media in the press room as a pre-game meal is served buffet style. The pre-game buffet is available one hour before tip-off. A half-time and post-game beverage service is also available.

### MARYLAND SPORTS INFORMATION

**Mailing Address:**  
P.O. Box 295  
College Park, MD 20742-0295  
**Shipping Address:**  
Room 1112  
Cole Field House  
Campus Drive  
College Park, MD 20742

**Main Office Phone:** .....(301) 314-7064  
**Office Fax:** .....(301) 314-9094

**Sports Information Director for**

**Men's Basketball: .....Chuck Walsh**  
Office Phone: .....(301) 314-7065  
Home Phone:.....(301) 890-9671

**Assistant Director: .....Dave Gell**  
Office Phone: .....(301) 314-7066  
Home Phone:.....(301) 890-2756

**Assistant Director: .....Tricia Harris**  
Office Phone: .....(301) 314-7063  
Home Phone:.....(301) 847-8384

**Assistant Director:.....Mark Ragonese**  
Office Phone: .....(301) 314-7062  
Home Phone:.....(301) 982-3068

**Admin. Assistant:.....Sandy Ratke**  
**Students:** Ginette Chelius, Kevin Foley,  
Josh Herman, Andy Krauss, Matt Levy,  
David O'Brian, Nichole Tips, Julius  
Young

### HOTELS NEAR COLE FIELD HOUSE

On Campus -  
University College  
Conference Center.....301.985.7310  
Greenbelt Marriott.....301.441.3700  
Best Western  
Maryland Inn.....301.474.2800  
Greenbelt Holiday Inn...301.982.7000  
College Park  
Holiday Inn.....301.345.6700  
College Park  
Comfort Suites .....301.441.8110

### DIRECTIONS TO COLE FIELD HOUSE

**From Baltimore and North:** Interstate 95 south to Exit 25B, College Park/U.S. Route 1 South. After approximately one mile take a right hand exit off of U.S. 1 onto Maryland Route 193 West. Go two traffic lights to Stadium Drive. Make a left turn onto Stadium Drive and Cole Field House is on your right.

**From Baltimore/Washington International Airport:** Interstate 95 West to Interstate 95 South. Travel to exit 25B and follow the above directions to Cole Field House.

**From Washington National Airport:** Interstate 395 North until it terminates at New York Avenue. Make a right onto New York Avenue and exit at Maryland Route 295 (Baltimore/Washington Parkway). Exit at Maryland Route 193 West (Greenbelt Road) and follow straight for three miles to Stadium Drive.

**From Washington/Richmond South:** Interstate 95 North until exit 25B, College Park/U.S. Route 1 South. Take the above directions to Cole Field House.

**From Dulles International Airport and West:** Dulles Toll Road to Interstate 495 East. Take 495 East (Washington Beltway), which will change 1 onto Interstate 95 South for approximately 25 minutes to exit 25B. Take the above directions to Cole Field House.



# Terp Table

1997-98  
Maryland  
Basketball



go terps

MarylandBasketball

2

Welcome to the University of Maryland.....	IFC-1	Airwaves/Radio Network.....	103
Terp Table .....	2	<b>Divider Page - 1996-97 in Review.....</b>	<b>104</b>
<b>Divider Page - The Season .....</b>	<b>3</b>	Season Statistics .....	105
Team Roster .....	4	Game by Game Statistics.....	106-107
Squad Analysis .....	5	Team Honors .....	108
Season Preview.....	6-8	ACC Standings and Statistics.....	109
<b>Divider Page - The Coaching Staff.....</b>	<b>9</b>	Season Box Scores .....	110-116
Gary Williams, Head Coach.....	10-15	<b>Divider Page - Historical Terps.....</b>	<b>117</b>
Billy Hahn, Assistant Coach.....	16-19	All-Time Letterwinners.....	118-119
Dave Dickerson, Assistant Coach.....	20-21	Award Winning Terps .....	120-122
Jimmy Patsos, Assistant Coach .....	22-23	All-American Terps .....	123-129
Troy Wainwright, Administrative Assistant .....	24	Terps in the NBA.....	130-131
Cleo-Long Thomas, Coaches Secretary .....	24	<b>Divider Page - Terp Records.....</b>	<b>132</b>
Ellie Norman, Administrative Assistant.....	24	Individual Records.....	133-141
Christina Wright, Office Assistant.....	24	Team Records.....	142
Managers, Equipment Manager.....	24	Miscellaneous Records.....	143-144
J.J. Bush, Medical Staff .....	25	Season Leaders .....	145-146
1998 ACC Tournament Bracket.....	26	Maryland Year by Year Statistics .....	147
<b>Divider Page - The Players.....</b>	<b>27</b>	Opponents' Year by Year Statistics.....	148
Obinna Ekezie.....	28-33	Terps vs. All Opponents .....	149-154
Rodney Elliott.....	34-39	Terps Through the Years .....	155-160
Norman Fields.....	40-43	Terps Tournament History .....	161-162
Matt Hahn .....	44-45	Wire Service Rankings .....	163
Sarunas Jasikevicius .....	46-51	<b>Divider Page - Terp Opponents.....</b>	<b>164</b>
Matt Kovarik.....	52-57	Clemson University .....	165
Laron Profit.....	58-63	Duke University .....	165
Atman Smith .....	64-65	Fairleigh Dickinson.....	166
Terrell Stokes .....	66-71	Florida International.....	166
Brian Watkins.....	72-75	Florida State .....	167
LaRon Cephas.....	76-77	George Washington.....	167
Mike Mardesich .....	78-79	Georgia Tech.....	168
Terence Morris.....	80-81	Kansas.....	168
Television/Radio Head Shots .....	176	Missouri.....	169
<b>Divider Page - Welcome to Maryland.....</b>	<b>82</b>	Mt. St. Mary's .....	169
The University at College Park .....	83-85	UMBC.....	170
William E. Kirwan, University President.....	86-87	North Carolina.....	170
Deborah A. Yow, Director of Athletics.....	88-89	North Carolina - Asheville .....	171
Athletic Department Staff Pictures .....	90-91	North Carolina - Wilmington .....	171
Athletic Department Staff Listing .....	92	N.C. State.....	172
Terrapin Club .....	93	South Carolina.....	172
Major Gift Fundraising .....	94	Temple .....	173
Strength and Conditioning .....	95	Wake Forest.....	173
Academic Support Unit .....	96-97	Virginia .....	174
Cole Field House.....	98-101	Terp Watchers - The Media .....	175
Cheerleaders/Band .....	102		

The 1996-97 University of Maryland Men's Basketball Media Guide was published by the Department of Intercollegiate Athletics, Deborah A. Yow Director. It was written, compiled and edited by Chuck Walsh with considerable help from Mark Ragonese, Tricia Harris, Dave Gell, Sandy Ratke, Kevin Foley, Andy Krauss, Josh Hermann, Matt Levy, Dave O'Brien, Nichole Tips, Julius Young and Ginette Chelius. Lisa Helfert is the chief photographer for the publication. Photographs also appear courtesy of Doug Pensinger, Bruce Schwartzman and Mitchell Layton. Layout and design is by Dave Pfeiffer of Concrete Creative in Beltsville, Md. who, simply put, is an artistic genius. The publication was printed by Chromagraphics, Inc of Landover, Md. A great deal of thanks goes to the staff of Chromagraphics (Cathy and Rusty Coolidge and Kathy Myrick) who helped make this book possible. Thank you, Nancy for your neverending love and support. You will never know how much I love you.

The University of Maryland is an equal opportunity institution with respects to both education and employment. The University does not discriminate on the basis of race, color, origin, sex, or handicap in admission or access to, or treatment or employment in, its programs and activities as required by federal (Title VI, Title IX, Section 504) and state laws and regulations. Inquiries regarding compliance with Title VI of the Civil Rights Act of 1964, as amended, Title IX of the 1972 Educational Amendments, Section 504 of the Rehabilitation Act of 1973, or related legal requirements should be directed to Office of Human Relations, 1107 Hornbake Library, University of Maryland, College Park, MD 20742; Telephone 301-405-2838. Inquiries concerning the application of Section 5-4 and Part 34 of the C.F.R. to the University of Maryland, College Park, Maryland, may be directed to Director, Disabled Student Services, 0126 Shoemaker Hall, University of Maryland, College Park, Maryland, 20742; Telephone (301) 314-7682 (voice) or (301) 314-7683 (TTY).




# The Season





# Team Roster



## ALPHABETICAL

Name (No.)	Yr.	Pos.	Ht.	Wt.	LW	Hometown (High School)
LaRon Cephas (21)	Fr.R	F	6-7	220	H.S.	Wilmington, Del. (The Sanford School)
Obinna Ekezie (54)	Jr.	F/C	6-10	256	2	Pt. Harcourt, Nigeria (Worcester Academy)
Rodney Elliott (25)	Sr.	F	6-8	221	3	Baltimore, Md. (Baltimore Dunbar)
Norman Fields (31)	Jr.	G	6-0	183	2	Mt. Vernon, N.Y. (Mt. St. Michael)
Matt Hahn (20)	So.	G	6-0	156	1	Columbia, Md. (Atholton)
Sarunas Jasikevicius (13)	Sr.	G	6-4	197	3	Kaunas, Lithuania (Solanco, Pa.)
Matt Kovarik (11)	Sr.R	G	6-4	196	3	Greensboro, N.C. (Grimsley)
Mike Mardesich (33)	Fr.R	C/F	7-0	250	H.S.	Boston, Mass. (Worcester Academy)
Terence Morris (44)	Fr.	F	6-8	199	H.S.	Frederick, Md. (Thomas Johnson)
Laron Profit (3)	Jr.	F/G	6-5	194	2	Charleston, S.C. (Caesar Rodney, Del.)
Atman Smith (4)	So.	G	6-0	170	1	Baltimore, Md. (Baltimore Dunbar)
Terrell Stokes (12)	Jr.	G	6-0	189	2	Philadelphia, Pa. (Simon Gratz)
Brian Watkins (45)	Jr.R	F	6-9	220	1	Nashville, Tenn. (Overton)

## NUMERICAL

No.	Name	Yr.	Pos.	Ht.	Wt.	LW	Hometown (High School)
3	Laron Profit	Jr.	F/G	6-5	194	2	Charleston, S.C. (Caesar Rodney, Del.)
4	Atman Smith	So.	G	6-0	170	1	Baltimore, Md. (Baltimore Dunbar)
11	Matt Kovarik	Sr.R	G	6-4	196	3	Greensboro, N.C. (Grimsley)
12	Terrell Stokes	Jr.	G	6-0	189	2	Philadelphia, Pa. (Simon Gratz)
13	Sarunas Jasikevicius	Sr.	G	6-4	197	3	Kaunas, Lithuania (Solanco, Pa.)
20	Matt Hahn	So.	G	6-0	155	1	Columbia, Md. (Atholton)
21	LaRon Cephas	Fr.R	F	6-7	220	H.S.	Wilmington, Del. (The Sanford School)
25	Rodney Elliott	Sr.	F	6-8	221	3	Baltimore, Md. (Baltimore Dunbar)
31	Norman Fields	Jr.	G	6-0	183	2	Mt. Vernon, N.Y. (Mt. St. Michael)
33	Mike Mardesich	Fr.R	C/F	7-0	250	H.S.	Boston, Mass. (Worcester Academy)
44	Terence Morris	Fr.	F	6-8	199	H.S.	Frederick, Md. (Thomas Johnson)
45	Brian Watkins	Jr.R	F	6-9	220	1	Nashville, Tenn. (Overton)
54	Obinna Ekezie	Jr.	F/C	6-10	256	2	Pt. Harcourt, Nigeria (Worcester Academy)

Head Coach: Gary Williams (9th year)

Senior Assistant Coach: Billy Hahn (9th year)

Assistant Coaches: Dave Dickerson (2nd Year) Jimmy Patsos (7th Year)

Pronunciations: #3 luh-RON Profit; #4 OT-min Smith; #11 Matt ko-VARR-ick

#12 Tuh-RELL Stokes; #13 shu-ROO-niss yes-uh-KAV-uh-chuss; Ko-nuss, Lithuania

#54 oh-BEE-nuh e-KEE-zee



# Squad Analysis

## LETTERWINNERS RETURNING(10)

No.	Name	Pos.	Ht/Wt/Cl/Exp.	1996-97 Averages	Hometown/High School
*3	Laron Profit	F/G	6-5/194/Jr./2 VL	12.9 ppg/0.8 rpg	Charleston, S.C./Caesar Rodney
4	Atman Smith	G	6-0/170/Sr./1 VL	1.5 ppg/5.3 rpg	Baltimore, Md./Baltimore Dunbar
11	Matt Kovarik	G	6-5/196/SrR./3 VL	2.0 ppg/1.8 rpg	Greensboro, N.C./Grimsley
*12	Terrell Stokes	G	6-0/176/Jr./2 VL	8.2 ppg/4.5 apg	Philadelphia, Pa./Simon Gratz
*13	Sarunas Jasikevicius	G	6-4/203/Sr./3 VL	10.6 ppg, 3.2 apg	Kaunas, Lithuania/Solanco, Pa.
20	Matt Hahn	G	6-0/155/Sr./1 VL	1.0 ppg/0.3 rpg	Columbia, Md./Atholton
25	Rodney Elliott	F	6-8/220/Sr./3 VL	8.6 ppg/6.2 rpg	Baltimore, Md./Baltimore Dunbar
31	Norman Fields	G	6-0/180/Jr./2 VL	1.8 ppg/1.0 rpg	Mt. Vernon, N.Y./Mt. St. Michael
45	Brian Watkins	F	6-9/212/JrR./1 VL	2.8 ppg/2.2 rpg	Nashville, Tenn./Overton
*54	Obinna Ekezie	F/C	6-10/256/Jr./2 VL	10.1 ppg/6.6 rpg	Pt. Harcourt, Nigeria/Worcester Aca.

## NEWCOMERS (3)

No.	Name	Pos.	Ht/Wt/Cl/Exp.	1995-96 Averages	Hometown/High School
21	LaRon Cephas	F	6-7/220/SrR./HS	23/0 ppg/16.0 rpg	Wilmington, Del./Sanford School
33	Mike Mardesich	C	7-0/232/Fr./HS	17.6 ppg/13.4 rpg	Boston, Mass./Worcester Academy
44	Terence Morris	F	6-8/195.Fr./HS	19.5 ppg/12.9 rpg	Frederick, Md./Thomas Johnson

## LETTERWINNERS LOST (3)

No.	Name	Pos.	Ht/Wt/Cl/Exp.	1996-97 Averages	Hometown/High School
5	Matt Raydo	G	5-10/162/Sr./4 VL	0.9 ppg/1.0 rpg	Ft. Lauderdale, Fla./Cardinal Gibbons
*22	Keith Booth	F	6-5/226/Sr./4 VL	19.5 ppg/7.9 rpg	Baltimore, Md./Baltimore Dunbar
10	Kelly Hite	G	6-0/155/Fr./1VL	0.9 ppg/1.0 rpg	Temple Terrace, Fla./Tampa Catholic

\* 1996-97 Starter

### Head Coach:

Gary Williams (Maryland, 1968)  
 Entering his 20th season overall (350-229, .605)  
 Entering his 9th year at Maryland (143-101, .586)

### Senior Assistant

**Coach:** Billy Hahn (Maryland, 1975)  
 Entering his 9th year at Maryland

### Assistant Coaches:

Dave Dickerson (Maryland, 1989; Entering his 2nd year at Maryland)  
 Jimmy Patsos (Catholic, 1989; Entering his 7th year at Maryland)

### Basketball Administrative Assistant:

Troy Wainwright (Maryland, 1991)

### Pronunciations:

Sarunas Jasikevicius (shu-ROO-niss yes-uh-KAV-uh-chuss)

Starters returning/lost:.....4/1

Lettermen returning/lost:.....10/3

Newcomers:..... 3

Fr/So/Jr/Sr:.....3/2/5/3



### Seniors:

Rodney Elliott  
 Sarunas Jasikevicius  
 Matt Kovarik

### Juniors:

Obinna Ekezie  
 Norman Fields  
 Laron Profit  
 Terrell Stokes  
 Brian Watkins

### Sophomores:

Matt Hahn  
 Atman Smith

### Freshmen:

LaRon Cephas  
 Mike Mardesich  
 Terence Morris

# Season Preview

## Terps' Vision Sees Five Consecutive NCAA Tournament Appearances



As Head Coach Gary Williams looks onto the court to begin the 1997-98 season, his ninth at the University of Maryland, he likes what he sees.

Williams sees a veteran team with as much scoring ability, rebounding power and play making genius that he has seen on the court during his tenure at Maryland. The solid nucleus returning from last year's NCAA Tournament team includes three players who averaged in double figure scoring and two more who averaged more than eight points per game, three players who averaged more than five rebounds per game and three players who averaged more than two assists per game.

Williams also sees a team with more quality depth than any of his previous Terrapin teams. He will combine four starters with six returning letterwinners and three special newcomers who have the ability to contribute this season to create what he hopes is a fifth consecutive NCAA Tournament appearance. A fifth consecutive NCAA Tournament appearance would be a school record for the Maryland basketball program.

Maryland's senior class returns as one of the top, yet unheralded, groups in school history. The trio of forward Rodney Elliott and guards Matt Kovarik and Sarunas Jasikevicius has played in three NCAA Tournaments and averaged more than 21 victories per season during their careers. They have played in 12 victories over ranked teams and have helped Maryland finish in the upper echelon of the Atlantic Coast Conference for three straight seasons.

Elliott will inherit the power forward spot formerly held by 1997 Third Team All-American selection and 1st Round NBA Draft Choice Keith Booth. Experience is on Elliott's side as he begins the season having played in 80 consecutive games. He is one of only ten returning players in the ACC to have played in 90 or more games and is the Terps leading returning rebounder with 334 for a 3.7 career rebounds per game average. Starting will be nothing new to Elliott who has started eight career games (including Maryland's 1997 NCAA Tournament game against the College of Charleston). He averages 9.1 points and 5.3 rebounds per game.

Kovarik, who like Elliott started Maryland's NCAA Tournament game against the College of Charleston, enters his fifth season as the most experienced returning player in the ACC in terms of career games played, 97. Kovarik will once again be counted on to provide valuable leadership both on and off the court. He averaged a career-high 12.8 minutes per game as a redshirt junior—more than double what he averaged as a sophomore and 3.5 minutes per game more than he averaged as a freshman. He, too, was a regular in the Terps' rotation last season for the first time since a short stretch his freshman

season. His versatility has enabled Williams to use him at shooting guard and small forward as well as his natural position, point guard, during his career.

Jasikevicius, one of the top three-point shooters in school history, was one of only three players (All-America Keith Booth and current center Obinna Ekezie were the others) to start all 32 games last season. He enters his senior season with 76 three-point shots made and is poised to become only the sixth player in school history to score 100 or more three-point shots during his career. Jasikevicius also plays the role of near perfect passer and crowd pleaser. Numerous times during his career he has passed to teammates for picture perfect alley-oop plays which not only excite the Terps, but the crowd as well.

Maryland's junior class, which consists of guards Terrell Stokes, Laron Profit and Norman Fields, center Obinna Ekezie and forward Brian Watkins, enters the season looking to proclaim themselves as one of the top classes in school history. Together, they have the ability, assertiveness and eagerness to prove themselves to the rest of the ACC and the nation.

Stokes was an All-Tournament team selection at the prestigious Rainbow Classic as a sophomore and was the fourth leading assist man in the conference last season. He became the school record holder for assists in a single game with 14 against Towson University on November 30, 1996. Stokes enters his junior season as the owner of two of the top three single-game assist marks in school history. His 1.43:1 assist to turnover ratio in 1997 was among the best in the conference





among starting point guards for the second consecutive season and has been ranked among the top six in the ACC in each of his first three seasons. He is indeed an All-ACC candidate and national honors candidate.

Profit was a Third Team All-ACC selection and returns as one of the most exciting players in the talent laden ACC. Profit was one of only five sophomores named to one of the first three All-ACC teams in 1996-97 and became only the ninth sophomore in Maryland history to earn All-ACC honors on either the first, second or third team. He joined the likes of Joe Smith, Buck Williams, John Lucas, Len Elmore and Tom McMillen as Maryland players to have been so honored. He displayed his incredible all-around ability last season as he finished as one of only three ACC players to place in the top-15 in the statistical categories of scoring (13.8 ppg, T14th), field goal percentage (.475 %, 5th) and steals (2.0 spg, T3rd). He also displayed his proclivity as a three-point shooter as he scored a career high 35 three-point shots as a sophomore, which ranks as the third best all-time single season effort by a Maryland sophomore. His defensive ability was also on display throughout the season as his 57 steals tied for the third best ever single season effort by a Terp sophomore. Profit enjoyed his second taste of the national basketball scene as he earned a try-out for the United States men's national team.

Ekezie, considered by many to be the most rapidly improving player in the ACC and quite possibly the top center in the conference, looks to be heading into his best season ever. As a sophomore, he averaged a career high 10.1 points and 6.6 rebounds which was more than double his averages from his first season at Maryland. Ekezie scored his career-high of 21 points as he helped the Terps recover from a 24-point deficit to win at North Carolina on January 8, 1997. He ranked among the top ten in two categories last season, He was the ninth top rebounder in the ACC and ranked tenth with a career-high .639 percentage from the free throw line. His .639 percentage was the second best among starting centers in the ACC behind only Duke's Greg Newton, who ranked ninth in the conference. Ekezie displayed his offensive ability as he tied a school record for shooting perfection from the field as he hit all eight of his shots against American University.

Fields, a guard, and Watkins, a forward, are two players capable of adding valuable minutes to the rotation. Maryland will look towards Fields for his ball handling and shooting abilities while Watkins, at 6'9 is among the tallest of the Terps. Fields adds depth to Maryland's back court and plays an important role on scout teams as he emulates the opposing team's point guard against the

## SeasonPreview

*Williams also sees a team with more quality depth than any of his previous Terrapin teams.*





## SeasonPreview

*Maryland will continue its tradition of playing the nation's toughest teams throughout the season.*

first team while Watkins established career-highs in virtually every statistical category including points and rebounds per game last season. Both players have worked hard to improve their overall games and will figure prominently in the Terps' game plan each night.

The sophomore class of Matt Hahn and Atman Smith will add depth to the already strong back court position for the Terps. Both players are valuable members of the squad and play an important role in helping the Terps prepare for each game. Maryland was undefeated, 4-0, in the games which both Hahn and Smith appeared in season.

Much will be expected of the Terps' ballyhooed freshman class of forwards LaRon Cephas and Terence Morris and center Mike Mardesich. Cephas and Mardesich are both redshirt freshmen and begin their second years with the program. Morris joins the Terps as one of the nation's most heralded recruits entering the 1997-98 season.

Cephas joined the team in January and immediately made his presence felt. He is a bruising rebounder with a tenacious appetite to tangle with opponents in the paint. He was a First Team



All-State selection as a senior while averaging 23 points, 16 rebounds and five blocked shots per game and shooting 69 percent from the floor. During his high school career, he scored 1,614 career points, grabbed 1,199 career rebounds and blocked 365 career shots. He will be a valuable addition to the Terps' frontcourt rotation.

Mardesich, the first seven-footer ever to play at Maryland, will also make his presence known after redshirting last season. He was nominated as a member of the McDonald's All-American team following his senior season in high school after averaging 17.6 points, 13.4 rebounds, 3.7 blocks, 2.3 steals and 1.9 assists while shooting 64 percent from the field and 79 percent from the free throw line. He improved his overall game and strength while sitting out last season.

Morris was rated as the eighth best player entering the collegiate ranks for the 1997-98 season. His all-around ability will force opponents to notice his game quickly. Morris averaged 19.5 points, 12.9 rebounds, 5.0 blocked shots and 3.9 assists as a senior. During his illustrious career he scored 1,509 points in 79 games for a 19.1 career points per game average. As a member of the Capital All-Star team in the Capital Classic at USAirways Arena following his senior season and scored a team-high 20 points, grabbed a team-high 10 rebounds and blocked a team-high three shots.

Maryland's schedule will once again rank among the nation's toughest throughout the season. The Terps open the season versus highly ranked South Carolina in the Black Coaches Association Classic and play Kansas, who could begin the season as the top ranked team in the nation in the Franklin National Bank/Children's Charities Classic in December. In between South Carolina and Kansas, the Terps will travel to Clemson and then play Big 12 power Missouri before January and the brunt of the ACC schedule begins. In addition, Maryland will continue its tradition of playing the nation's toughest teams throughout the season as it plays Temple in the Baltimore at the conclusion of the conference slate.

Williams has displayed an awesome vision of his basketball program during his tenure in College Park. Entering the 1997-98 season he sees not only an extremely bright future but a glistening present. He has assembled one of his most talented teams which sees a fifth consecutive NCAA Tournament appearance in its future.



# The Coaches





# Gary Williams

**Head Coach**

**GRADUATED:**  
University of  
Maryland, 1968



9th year







**G**ary Williams, a finalist for National Coach of the Year honors in both 1995 and 1997, has clearly established himself as one of the top coaches in all of college basketball.

Entering his 20th season as a collegiate head coach, Williams has compiled a record of 350-229 (.605 winning percentage.) He was the second runner-up for National Coach-of-the-Year honors in 1983, has twice been named a Regional Coach-of-the-Year and has earned District Coach-of-the-Year honors once.

Williams enters the 1997-98 season looking to become the first coach in school history to lead the Terps to five consecutive NCAA Tournament appearances.

What Williams has accomplished during his career at Maryland is outstanding:

- Four consecutive NCAA Tournament appearances (1994-97) for only the second time in school history;
- Four consecutive upper division finishes in the Atlantic Coast Conference (1994-97) for only the fourth time in school history;
- One of only three ACC teams (Maryland, North Carolina, Wake Forest) to have played in each of the last four NCAA Tournaments;
- Maryland has been ranked within the Associated Press top-25 in each of the last four seasons and been ranked among the top-20 in two of the last four seasons;
- Maryland spent ten consecutive weeks during the 1995 season and three consecutive weeks during the 1997 season ranked in the top-10;
- Three first-round draft choices during his career at Maryland including two lottery picks;
- The No. 1 overall selection in the 1995 NBA Draft, Joe Smith;
- His players have garnered first-team All-America honors twice, first-team All-ACC honors four times and conference Rookie and Player-of-the-Year honors.

Williams enters the 1997-98 season with a 143-101 (.586) record at Maryland. Under Williams, the Terps have won all but one non-conference game at home and have not lost a non-conference home game in Cole Field House since 1989.



## Signature Facts

*Gary Williams, a finalist for National Coach of the Year honors in both 1995 and 1997, has clearly established himself as one of the top coaches in all of college basketball.*

## The Williams File

### COACHING EXPERIENCE

1989-90-present	University of Maryland, Head Coach
1986-1989	Ohio State University, Head Coach
1982-1986	Boston College, Head Coach
1978-1982	American University, Head Coach

### YEAR-BY-YEAR HEAD COACHING RECORD

Year	School	Overall Record/Conference Finish	Post Season Play
1996-97	Maryland	21-11/9-7 (T4th)	NCAA, 0-1
1995-96	Maryland	17-13/8-8 (T4th)	NCAA, 0-1
1994-95	Maryland	26-8/12-4 (T1st)	NCAA, 2-1
1993-94	Maryland	18-12/8-8 (T4th)	NCAA, 2-1
1992-93	Maryland	12-16/2-14 (8th)	
1991-92	Maryland	14-15/5-11 (8th)	
1990-91	Maryland	16-12/5-9 (7th)	
1989-90	Maryland	19-14/6-8 (T5th)	NIT, 1-1

**8-Year Record at Maryland—143-101 (.5866)/55-69**

1988-89	Ohio State	19-15/6-12 (8th)	NIT, 2-1
1987-88	Ohio State	20-13/9-9 (6th)	NIT, 4-1 (finalist)
1986-87	Ohio State	20-13/9-9 (6th)	NCAA, 1-1

**3-Year Record at Ohio State—59-41 (.590)/24-30**


1985-86	Boston College	13-15/4-12 (7th)	
1984-85	Boston College	20-11/7-9 (6th)	NCAA, 2-1
1983-84	Boston College	18-12/8-8 (4th)	NIT, 1-1
1982-83	Boston College	25-7/12-4 (T1st)	NCAA, 1-1

**4-Year Record at Boston College—76-45 (.628)/31-33**

1981-82	American Univ.	21-9/8-3 (3rd)	NIT, 0-1
1980-81	American Univ.	24-6/11-0 (1st)	NIT, 0-1
1979-80	American Univ.	13-14/5-6 (5th)	
1978-79	American Univ.	14-13/7-4 (4th)	

**4-Year Record at American University—72-42 (.631)/31-13**

**19-Year Head Coaching Record—350-229 (.604)/141-145**







Williams helped return Maryland to the upper echelon of college basketball by teaching his teams to play with relentless intensity. Williams's teams play the game from end line to end line for 40 minutes. That style reflects Williams's own dedication and commitment.

Williams, who gained his 350th career victory during the 1997 ACC Tournament, is in his 20th season as a head coach on the collegiate level. Thirteen times in his 19 years as a head coach, Williams has led teams to post-season play. American University, Boston College, Ohio State and Maryland —each stop on his head coaching resume—went to post-season action.

Williams is the only coach to direct programs in the three most powerful conferences in college basketball - The Atlantic Coast, The Big East and The Big 10. During Williams's combined 15 years in those three conferences, the national champion has come from Williams's league six times (three in his seven years in the ACC, twice in his four years in the Big East and once in his three years in the Big 10.)

A 1968 graduate of Maryland, Williams lettered as the Terps' starting point guard from 1964-67 under Head Coach Bud Millikan. He served as team captain during his senior season. It was as a player in the ACC that Williams developed his basketball philosophy. He studied the game under Millikan, and it was then that he developed his penchant for the full-court pressure defenses for which his teams are known. He learned his half court man-to-man defense from Millikan, who learned from the the legendary Hank Iba. The fast-breaking offense that Williams's teams employ is similar to the style Vic Bubas's Duke teams used when Williams was a player.

Williams began his coaching career as a graduate student at Maryland under a future boss, Tom Davis. Williams was Davis's assistant coach for the Maryland freshman team during the 1969 season. The team finished with a 12-4 record.

After earning a degree in business, he continued his coaching career as an assistant at Woodrow Wilson High School in Camden, New Jersey. After one year, he took over as the head coach and guided his first team to a perfect 27-0 record and the state title. Williams has called that season "the ultimate; there wasn't another game to win."

Williams spent one more year at Wilson before accepting an invitation from Davis in 1972 to become an assistant at Lafayette College. While an assistant at Lafayette, Williams

#### WILLIAMS IN POST-SEASON TOURNAMENTS

Opponent	Games	Won	Lost	Pct	Last Game
NCAA	15	8	7	.533	1996-97
NIT	14	8	6	.571	1989-90
ACC	12	5	7	.417	1995-96
BIG EAST	6	2	4	.333	1985-86
East Coast	7	3	4	.429	1981-82
Totals	54	26	28	.481	1996-97

also served as the head soccer coach. In 1978, Williams accompanied Davis to Boston College. After one year there, Williams became the head coach at American University.

Williams immediately began making his mark. His 1981 squad set the still-standing school record for victories with a 24-6 mark, won the East Coast Conference Championship, and played in the NIT. Williams was named the District Coach of the Year. American returned to postseason play the next season as the Williams-led Eagles went 21-9 and played in the NIT for the second consecutive year. Only once prior to Williams's arrival had AU gone to a postseason tournament, and the Eagles have not returned to postseason play since. Williams's four-year record at AU was 72-42.

In 1983, Williams succeeded Davis at Boston College. He was once again an instant success, posting a 25-7 record, and leading the Eagles to the regular season championship of the Big East in his first season. Making his first appearance in the NCAA Tournament, Williams directed the Eagles to the "Sweet 16." He finished third in the balloting for National Coach-of-the-Year, and was honored as the Eastern Coach-of-the-Year by his peers. He went on to duplicate that NCAA Tournament success again in 1985, when he again led BC to the "Sweet 16."

In 1987, Williams accepted the head coaching job at Ohio State, becoming the tenth basketball coach in that school's illustrious history. He succeeded Eldon Miller and once again enjoyed success. In four years, the Buckeyes made three post-



## SignatureFacts

*Entering his 20th season as a collegiate head coach, Williams has compiled a record of 350-229 (.605 winning percentage). He was the second runner-up for National Coach-of-the-year honors in 1983, has twice been named a Regional Coach-of-the-Year and has earned District Coach-of-the-Year honors once.*



## The Williams File

### COACHING HONORS

Naismith National Coach of the Year Finalist, 1995, 1997  
Eastern Basketball Magazine Seaboard Region Coach of the Year, 1997  
U.S. Olympic Team Selection Committee, 1988  
Eastern Coach of the Year, 1983  
National Coach of the Year, Second Runner-Up, 1983  
District Coach of the Year, 1981

### INTERNATIONAL EXPERIENCE

Six-game, nine-day tour of France with Maryland basketball team, 1994  
Six-game, nine day tour of Germany with ACC All-Star Team, 1990  
Eight-game, 12-day tour of Yugoslavia with Big East All-Star Team, 1984

### PLAYING EXPERIENCE

1964-67, University of Maryland, basketball letterwinner  
1961-64, Collingswood High School, lettered four years in basketball and baseball

### PLAYING HONORS

Maryland Team Captain, 1967  
Maryland Record Field Goal Percentage (1.00, 8-8) vs. South Carolina 12-10-66  
Member 1965 Sugar Bowl Tournament Championship Team  
Member 1966 Charlotte Invitational Tournament Championship Team

### EDUCATION

University of Maryland, 1968, B.S. in business  
Collingswood High School, 1964

### DATE OF BIRTH

March 4, 1945 in Collingswood, N.J.

### FAMILY

Daughter - Kristin (25) and son in law Geoff.



season appearances. His first squad defeated then No. 1 and unbeaten Iowa (coached by Tom Davis) in the regular season, in what would be the first of many giant-killings. During Williams's three year term at Ohio State, OSU defeated a second ranked Purdue team, perennial power Kansas and highly regarded Big Ten powers Michigan and Illinois. Each of Williams's three Ohio State teams advanced to post-season play, and he laid the groundwork for the highly successful teams that followed when he left Columbus for College Park.

In November of 1994, Williams signed a seven-year contract that he says will allow him to finish his coaching career at Maryland. It is the third contract that Williams has signed since his return to his alma mater on June 13, 1989.

#### GARY WILLIAMS RECORD IN OVERTIME

##### At American (4-2)

December 28, 1978	American 98 vs. Stetson 94 (2OT)
December 29, 1978	American 85 vs. Central Florida 83 (OT)
January 13, 1979	American 83 vs. Bucknell 85 (2OT)
January 15, 1979	American 89 vs. George Washington 91 (OT)
February 24, 1981	American 84 vs. St. Joseph's (Pa.) 83 (OT)
February 2, 1982	American 65 vs. William & Mary 64 (OT)

##### At Boston College (0-0)

None

##### At Ohio State (1-2)

December 29, 1986	Ohio State 79 vs. Kansas 78 (OT)
February 27, 1988	Ohio State 77 vs. Michigan State 78 (OT)
March 23, 1989	Ohio State 80 vs. St. John's 83 (OT) - NIT

##### At Maryland (3-4)

February 10, 1989	Maryland 111 vs. #14 Duke 114 (OT)
March 2, 1991	Maryland 78 at Virginia 74 (OT)
January 18, 1992	Maryland 83 vs. Florida State 91 (OT)
November 15, 1993	Maryland 84 at #15 Georgetown 83 (OT)
March 11, 1995	Maryland 92 vs. #2 North Carolina 97 (OT) - ACC Tournament
January 6, 1996	Maryland 86 vs. #16 North Carolina 88 (OT)
January 20, 1996	Maryland 77 vs. N.C. State 74 (OT)



## GARY WILLIAMS DATEBOOK

**June 13, 1989**-Named Maryland's seventh head coach. He becomes only the second former Terp player and only the third alumnus to be named head coach.

**November 25, 1989**-Defeated Delaware State, 87-53, in his first game as head coach. He becomes the sixth head coach in school history to win his first game.

**December 24, 1989**-Defeated Cal State-Sacramento, 98-68, to complete a three game tournament sweep and help lead Maryland to the championship of the Chaminade Christmas Classic in Honolulu, Hawaii.

**January 4, 1990**-Defeated Wake Forest, 88-82, in his first career ACC game as Maryland's head coach. He is only the second coach to win his first ACC game in his first attempt.

**January 10, 1990**-Defeated North Carolina, 98-88, to gain his first victory over a ranked team as Maryland's head coach.

**March 15, 1990**-Defeated Massachusetts, 91-81, in the first round of the National Invitation Tournament at Cole Field House. Williams is the first Maryland coach to take a team to the post season in his first year as Maryland's head coach.

**March 19, 1990**-Closed his first season at Maryland with a 19-14 record making him the winningest first year coach in Terp history.

**December 29, 1990**-Guided the Terps to victories over Rutgers and South Carolina to gain the championship of the ECAC Holiday Festival in New York City's famed Madison Square Garden.

**March 2, 1991**-Closed his second season with a 16-12 overall record making him only the second head coach in school history to record winning seasons in each of his first two years.

**March 1, 1992**-Defeated No. 10 North Carolina at home.

**January 19, 1993**-Defeated No. 12 Oklahoma at the Baltimore Arena.

**November 26, 1993**-Defeated No. 15 Georgetown, 84-83, in overtime at USAir Arena.

**January 17, 1994**-Ranked No. 25 in the weekly Associated Press Poll. It marked the first time since the 1985 season that Maryland was represented in the weekly national writers and broadcasters poll.

**March 13, 1994**-Maryland named to the NCAA Tournament for the first time since 1988, earning the No. 10 seed in the Midwest Region.

**March 17, 1994**-Defeated Saint Louis, 74-66, in his first NCAA Tournament game as the Terps head coach.

**March 19, 1994**-Defeated second seeded Massachusetts, 95-87, in the biggest upset of the 1994 NCAA Tournament to advance the Terps to the "Sweet 16" for the first time since 1985.

**November 7, 1994**-Signed a seven-year contract extension.

**December 26, 1994**-Ranked No. 9 in the weekly Associated Press Poll. It marked the first time the Terps had been ranked in the top-10 since the 1984 season.

**January 22, 1995**-Defeated N.C. State, 84-67, at Raleigh to gain his 300th career coaching victory.

**February 7, 1995**-Defeated No. 1 North Carolina, 86-73, for his first win as Maryland's coach over the nation's top-ranked team.

**February 22, 1995**-Defeated N.C. State, 84-71, in Cole Field House to gain his 100th coaching victory while at the University of Maryland.

**March 12, 1995**-Maryland named to NCAA Tournament for second consecutive season earning No. 3 seed in the West Region.

**March 13, 1995**-Ranked No. 10 in the final Associated Press poll. It is the first time since the final poll of the 1980 season that the Terps are ranked within the top-10.

**June 28, 1995**-Unanimous National Player-of-the-Year selection Joe Smith selected as the No. 1 overall pick in the 1995 NBA Draft in Toronto, Ontario, Canada.

**February 6, 1996**-Defeated No. 11 North Carolina, 84-78, for his ninth win over a ranked team in the last three seasons.

# Billy Hahn

**Senior Assistant  
Coach**

**GRADUATED:**  
University of  
Maryland, 1975

**BIRTHDATE:**  
June 22, 1953



9th year





Senior Assistant Coach Billy Hahn, one of the most successful and respected coaches in the nation, is in his ninth season as an assistant coach under Gary Williams. A great deal of Maryland's success under Williams is credited to Hahn who is the Terp's chief recruiter and scout.

Hahn's recruiting on a national and local scope has helped return the Maryland basketball program to the national limelight. His recruiting classes are annually ranked among the top in college basketball.

Since Hahn joined the Terrapin staff, Maryland has played in four NCAA Tournaments, one National Invitational Tournament and won a regular season ACC championship. In addition, Maryland has established school records for most points in a single game, and most points scored, free throws made, assists, steals and blocks in a single season. The Terps are one of only four ACC teams to average 20 victories in each of the last three seasons and have won 82 games over that period.

His ability to scout opponents has helped Maryland advance to the "Sweet 16" of the NCAA Tournament in 1994 and 1995 and finish as the regular season co-champions of the Atlantic Coast conference in 1995.

His basketball expertise became evident in 1995 as he guided Maryland to the semifinals of the Atlantic Coast Conference Tournament and to a victory at Duke's Cameron Indoor Stadium while the Terp's interim head coach for four games during the season.

Hahn drew nationwide praise as he guided the Terps to a 2-2 record as Maryland's interim head coach while Gary Williams recovered from pneumonia during the later stages of the 1995 season. He coached the Terps to a 94-92 victory at Duke, a 71-64 victory over Florida State in the first round of the ACC Tournament, into overtime versus No. 2-ranked North Carolina in the ACC tournament semifinals and versus Virginia during the regular season. Maryland's victory over Duke clinched a tie for the ACC regular season championship.

Each of those four games put Hahn into a spotlight which he had never before experienced. The victories over Duke and Florida State and the overtime loss to North Carolina were nationally televised by ESPN and the game versus Virginia was shown regionally on ABC.

His hard work and dedication as a recruiter has also propelled him into the spotlight. Hahn was recently named one of



## The Hahn File

### Signature Facts

*Hahn drew nationwide praise as he guided the Terps to a 2-2 record as Maryland's interim head coach while Gary Williams recovered from pneumonia during the later stages of the 1995 season.*



#### COACHING EXPERIENCE

1989-90-present, University of Maryland, Assistant Coach  
 1986-89, Ohio University, Head Coach  
 1980-86, Ohio University, Assistant Coach  
 1977-80, Rhode Island University, Assistant Coach  
 1976-77, Davidson College, Assistant Coach  
 1975-76, Morris Harvey College, Assistant Coach

#### YEAR-BY YEAR HEAD COACHING RECORD

Year	School	Overall Record	Conference Finish
1988-89	Ohio University	12-17/7-9	(T7th)
1987-88	Ohio University	16-14/9-7	(3rd)
1986-87	Ohio University	14-14/6-10	(T7th)
Record: 42-45 (.423)/22-26			

#### ASSISTANT COACHING POSITIONS

Years	School	Accomplishments
1996-97	University of Maryland	NCAA Tournament, Southeast Region
1995-96	University of Maryland	NCAA Tournament, West Region
1994-95	University of Maryland	NCAA Tournament, West Regional Semifinals
1993-94	University of Maryland	NCAA Tournament, Midwest Regional Semifinals
1992-93	University of Maryland	
1991-92	University of Maryland	
1990-91	University of Maryland	
1989-90	University of Maryland	NIT, 2nd Round
1985-86	Ohio University	NIT, 1986, 1st Round
1984-85	Ohio University	NCAA Tournament, 1985, Southeast Regional Mid American Conference Championships
1983-84	Ohio University	
1982-83	Ohio University	NCAA Tourn., 1983, 2nd Round, Midwest Regional Mid American Conference Championships
1981-82	Ohio University	
1980-81	Ohio University	Consecutive 20-Win Seasons, 1983-86
1979-80	Univ. of Rhode Island	Marquette City Classic Champions, 1980
1978-79	Univ. of Rhode Island	NIT, 1979, 1st Round Motor City Classic Champions, 1979
1977-78	Univ. of Rhode Island	NCAA Tourn. 1978, 1st Rnd. East Regional ECAC New England Champions, 1978
1976-77	Davidson College	
1975-76	Morris Harvey College	

#### INTERNATIONAL EXPERIENCE

Six game, nine-day tour of France with Maryland basketball team, August 1994  
 Six game, nine day tour of Germany with ACC All-Star team, July 1990  
 Six game, 12-day tour of Germany, France and Belgium with Ohio University basketball team, August 1986  
 World Cup Games (Buenos Aires, Argentina) with Rhode Island basketball team, July 1979  
 Played in World Cup Games as member of Maryland basketball team in 1972 (Tournament Champions)

#### PLAYING EXPERIENCE

1972-1975, University of Maryland Basketball Letterwinner  
 1968-1972, Penn High School, lettered four years in basketball, baseball and cross country

#### PLAYING HONORS

Maryland Team Captain, 1975  
 Alvin Aubinoe Greatest Career Achievement Award, University of Maryland, 1975  
 Member 1972, 1973, 1975 Maryland Invitational Tournament Championship Teams  
 Member 1973 Cable Car Classic Championship Team  
 Member 1975 Atlantic Coast Conference Regular Season Championship Team  
 Member 1975 NCAA Tournament Team, University of Maryland

#### EDUCATION

University of Maryland, 1975, B.S. in distributive education; Penn High School, 1971

#### DATE OF BIRTH

June 22, 1953

#### FAMILY

Wife Kathi (married, June 25, 1976); son Matthew (19) and daughter Ashley (14).



the top 10 recruiters in the Eastern United States by Eastern Basketball Magazine. Said EB: "The former head coach at Ohio University helped corral the Terps; 1995 senior class which was the backbone of Maryland's reversal of fortunes."

His recruiting prowess is reflected by the Terps roster of players during his career at Maryland. Hahn's national and local recruiting knowledge helped in the superior evaluation of former All-ACC players Exree Hipp, Mario Lucas, Johnny Rhodes and Duane Simpkins—four players who helped Maryland return to the Top-10 and the national spotlight. Most recently, he won intense recruiting battles which convinced current Terp juniors Laron Profit, Terrell Stokes and Obinna Ekezie to attend Maryland. Profit was labeled as "one of the top high school players in the country" while Stokes earned the title as the "No. 1 pure point guard in the nation" by many recruiting experts.

Hahn became a member of the Maryland coaching staff in July of 1989, immediately after Gary Williams became the Terps head coach.

Prior to joining the Terps staff, Hahn was the head coach at Ohio University for three years. He compiled a 42-45 record with only one losing season. He led Ohio to the Mid-American Conference Tournament Championship game in 1988. He recruited and coached Paul Graham, the MAC Player of the Year in 1989. During his head coaching tenure, 100 percent of his senior players earned their degrees.

Prior to his appointment as head coach, Hahn was an assistant coach at Ohio for six seasons under Danny Nee. He served as the Bobcats primary recruiter during that span and landed the school's all-time leading rebounder and the all-time leading assist holder. Hahn recruited and coached two future NBA draft choices and the 1985 MAC Player of the Year. While Hahn was an assistant, Ohio posted a school record four 20 win seasons, won two conference tournament championships, earned two trips to the NCAA Tournament and played in one NIT.

Hahn began his college coaching career immediately following his playing days at Maryland. His first stop came at Morris Harvey College in West Virginia (1975-76). He moved on to Davidson College (1976-77) and the University of Rhode Island (1977-80) before going to Ohio. At each of his first three coaching stops, he successfully recruited and coached future NBA draft choices. While at Rhode Island, he recruited future New York Knicks star Sly Williams and four other NBA selections.

Hahn is a 1975 alumnus of the University of Maryland. While an undergraduate here, he was a three-year varsity letterwinner on three of the best basketball teams Maryland has ever fielded. He was a freshman in 1971-72 when the Terps won the National Invitation Tournament; he was a key reserve on the team that lost what is considered to be the greatest game in ACC history - Maryland's 103-100 overtime loss to N.C. State in 1974 - and was captain of the team his senior year when the Terps won the ACC regular season championship and advanced to the Midwest Regional Finals of the NCAA Tournament.

Hahn is the only player in Maryland basketball history to appear in the NCAA Tournament as both a player and a coach. As a player, he appeared in two NCAA Tournament regional finals and now as a coach, he has appeared in two regional

## On Top of Their Game

When it comes to recruiting, no one in the East does it better than these assistant coaches

### THE TOP 10

<b>BILLY HAHN</b>	<b>MARYLAND</b>
Tom Abatemarco	Rutgers
Scott Beeten	George Washington
Howie Dickenman	Connecticut
Bernie Fine	Syracuse
James Flint	Massachusetts
Phil Ford	North Carolina
Bobby Gonzalez	Providence
Phil Hewitt/John Leonard	Villanova
Bobby Jones	Pittsburgh

In this era of reduced contact between college coach and prospective player, the role of an assistant coach in the recruiting process has never been more significant. Generally, it is the assistant coach who makes the initial contact and works on developing a rapport with the youngster.

With this in mind, Eastern Basketball takes a look at ten of the top recruiters among assistant coaches at major programs in the East. This is clearly a subjective poll - no exact science exists to evaluate these men - and certainly there are more than ten aides doing exceptional work in the area of player procurement. However, these are the names we hear mentioned most often when it comes to the standouts.

Hahn found himself in the glare of the spotlight in the latter stages of the 1994-95 season when he assumed command of the Terrapins bench when Gary Williams was ill. On the recruiting trail, Hahn is a standout. The former head coach at Ohio University helped corral the present senior class which has been the backbone of Maryland's reversal of fortunes in the past two seasons.

semifinals.

He earned the Alvin Aubinoe Award for "Greatest Career Contribution" following his senior season. Maryland fashioned a 70-19 overall record during his playing career. The Terps finished with a 24-5 record as it won the ACC regular season championship his senior season.

Hahn has become a very accomplished seminar and banquet speaker. He has delivered numerous motivational speeches to area businesses and at many graduations.

Hahn and his wife Kathi were married on June 25, 1976; they have two children, a son Matthew (19) and daughter Ashley (14).

Hahn received his bachelor's degree from Maryland in distributive education in 1975.

### CAREER STATISTICS AT MARYLAND

SEASON	GP	FGM	FGA	.PCT	FTM	FTA	.PCT	PF/DO	REB	AVG.	PTS.	AVG
1972-73	16	53	108	.491	39	51	.765	37/1	43	2.7	145	9.1
1973-74	16	5	7	.714	0	2	.000	8/0	0	0.0	10	0.6
1974-75	20	12	23	.522	4	5	.800	13/0	9	0.4	28	1.4
TOTALS	52	70	138	.576	43	58	.741	58/1	52	1.1	183	3.5

# Dave Dickerson

**Assistant Coach**

**GRADUATED:**  
University of  
Maryland, 1989

**BIRTHDATE:**  
March 29, 1967



2nd year



In only his second year as an assistant coach at the University of Maryland, Dave Dickerson has established himself as one of the hardest working and most successful recruiters in the nation. He has been able to quickly establish an impressive recruiting base throughout the nation which is paying dividends for the Maryland program.

Dickerson was a four-year letterwinner for the Terps from 1986-1989 and served as the team captain during the 1989 season.

Dickerson, 30, spent four years at Radford University (1992-96) and had one-year stints at James Madison (1991-92) and Gardner-Webb College (1990-91). In May of 1996 he was appointed an assistant at Marshall and left there to come back to Maryland.

Dickerson's addition makes Maryland's one of only two staffs in the Atlantic Coast Conference and one of only a handful in the nation where each of the three-full time coaches (head coach and assistants) are alumnus of the university at which they are currently working.

While Dickerson was at Radford, the Highlanders gained national acclaim and became one of the most successful programs in the Big South Conference. Radford defeated Louisiana State, 73-72, on December 30, 1993 to gain the biggest victory in school history. The Highlanders scored the

game winning basket with 2.8 seconds remaining in the game just after LSU had taken its first lead of the second half. Dickerson was the assistant coach in charge of scouting LSU that night. Radford had winning seasons during each of Dickerson's four years at the school.

Dickerson's recruiting efforts are among the main reasons why the Radford Basketball program has become one of the most successful in the Big South. Dickerson recruited Eric Parker, a 6-10 center who was selected as one of the top 10 players in the state of Georgia during his senior season. In addition, Dickerson's recruits in 1994 included Chibi Johnson the Class A Player of the Year in the State of South Carolina. Radford's 1994 recruiting class was rated as the top class in the Big South by many experts. Dickerson's recruits remain as the nucleus of the Highlanders who will be considered among the conference favorites this season.

A native of Olar, S.C., Dickerson earned his bachelor's degree in government and politics from Maryland in 1990. In addition to serving as team captain in 1989, he earned the team award for Greatest Career Contribution in 1989 and for Most Improved Player in 1987. He played on Maryland's 1986 team that advanced to the West Regional Quarterfinals of the NCAA Tournament in 1986 and the 1988 Terp team that advanced to the NCAA Tournament Southeast Regional quarterfinals.

## The Dickerson File

### COACHING EXPERIENCE

1996-Present, University of Maryland, Assistant Coach  
 1993-96, Radford University, Assistant Coach  
 1991-92, James Madison University, Assistant Coach  
 1990-91, Gardner Webb College, Assistant Coach

### ASSISTANT COACHING POSITIONS

Years	School	Accomplishments
1996-97	University of Maryland	NCAA Tournament, Southeast Region
1995-96	Radford University	Big South Tournament, Semifinals
1994-95	Radford University	Big South Tournament, Semifinals
1993-94	Radford University	Big South Tournament, Semifinals
1992-93	Radford University	Big South Tournament, Semifinals
1991-92	James Madison U.	
1990-91	Gardner Webb	

### PLAYING EXPERIENCE

1986-89, University of Maryland, 4-year varsity letterwinner

### PLAYING HONORS

Maryland team captain, 1989  
 Career Contribution Award, 1989  
 Most Improved Player Award, 1987

### EDUCATION

University of Maryland. 1989, B.S. in government and politics

### DATE OF BIRTH

March 29, 1967

### CAREER STATISTICS AT MARYLAND

Year	G-GS	FG-FGA-Pct.	3pt-3ptA-Pct.	FT-FTA-Pct.	Pts-Avg	O	REB	D	Reb	Reb-Avg	PF-DQ	Asst	TO	Blk	Stl	Min
1985-86	15	11-25-.440	0-0-.000	10-13-.769	32-2.1	11	11	22	1.5	20	7	4	1	112		
1986-87	26	86-168-.512	0-1-.000	44-61-.721	216-8.3	47	98	145	5.6	99	48	10	13	858		
1987-88	30	51-108-.472	12-22-.545	21-29-.724	135-4.5	23	39	62	2.1	65	30	30	11	4	411	
1988-89	29	45-149-.302	12-57-.211	30-45-.667	132-4.6	46	59	105	3.6	80	55	39	9	8	655	
Totals	100	193-450-.429	24-80-.300	105-148-.709	515-5.2	116	218	334	3.3	264	140	34	26	2036		



# Jimmy Patsos

**Assistant Coach**

**GRADUATED:**  
Catholic University,  
1989

**BIRTHDATE:**  
October 1, 1966



7th year





Jimmy Patsos is in his seventh season as an assistant coach at the University of Maryland. His work with the Terps players, both on and off the court, has been instrumental in the program's four consecutive NCAA Tournament appearances. Patsos joined Gary Williams's staff in 1991 and has been involved in all aspects of the program since then.


Patsos's numerous responsibilities center around opponent scouting and the academic development of all of Maryland's players. He coordinates Maryland's film exchange program and spends countless hours breaking down game films of the Terps and their opponents. His role as an academic mentor has proven prosperous, as the team's overall academic performance has improved since Patsos accepted the challenging assignment. He works closely with the academic support unit of the athletic department and many of the professors on campus.

Patsos also serves as the director of the highly respected and successful Gary Williams summer basketball camp. In that role, Patsos coordinates counselor management, facility and participant scheduling, housing and meals and guest speakers, to mention a few.

Patsos joined the staff as a volunteer assistant during the 1991-92 season. During his first season, he was exposed to the coaching and administration side of college basketball, which allowed him to gain a greater understanding of the game. His work ethic and relationship with the Terps players allowed him to gain a full-time spot on the staff for the 1992-93 season.

Prior to his appointment to Gary Williams's staff at Maryland, Patsos was the assistant coach at Archbishop Carroll High School in Washington, D.C. He helped Carroll to a 21-8 record and a national ranking of No. 6 during his first season. The team lost to the famed DeMatha Catholic High School in the city playoffs to end its stellar season. Patsos was involved in the maturation of Charles Harrison (Wake Forest) and Lawrence Moten (Syracuse), both who became stars on the collegiate level.

A native of Boston, Mass., Patsos played three years of varsity basketball at Catholic University in Washington, D.C. He served as team captain his senior season. He earned his bachelor's degree in history from Catholic in 1989.



## The Patsos File

### COACHING EXPERIENCE

1991-present, University of Maryland, Assistant Coach  
 1989-1991, Archbishop Carroll (D.C.) High School, Assistant Coach

### ASSISTANT COACHING POSITIONS

Years	School	Accomplishments
1996-97	University of Maryland	NCAA Southeast Regional
1995-96	University of Maryland	NCAA West Regional
1994-95	University of Maryland	NCAA, West Regional Semifinals
1993-94	University of Maryland	NCAA, Midwest Regional Semifinals
1992-93	University of Maryland	
1991-92	University of Maryland	

### INTERNATIONAL EXPERIENCE

Six-game, nine-day tour of France with Maryland basketball team, August 1994  
 One month tour of Australia with junior (15-17) team, August 1991

### PLAYING EXPERIENCE

1985-89, Catholic University, 3-year basketball letterwinner

### PLAYING HONORS

Catholic Team Captain, 1989

### EDUCATION

Catholic University, 1989, B.S. in history

### DATE OF BIRTH

October 1, 1966



# Troy Wainright

## Administrative Assistant

Troy Wainright, a University of Maryland alumnus and former manager of the men's basketball team, is in his second season as the administrative assistant to head basketball coach Gary Williams. Wainright works with the day-to-day operations of the team including budgetary matters, team travel, on-campus housing, dining contracts and all business involving the student-athletes campus accounts. In addition, Wainright is responsible for scheduling and contractual arrangements for all-non conference games and works with the ACC to coordinate the Terps' ACC schedule.

Wainright served as head manager for the basketball team during Williams's first season at Maryland, 1990. He accompanied the Terps as they advanced to the second round of the National Invitation Tournament. He had served as assistant team manager for the three years preceding Williams's arrival in College Park.

Wainright earned his bachelor's degree from the University in 1990 and served the men's basketball team from 1986 to 1990.

The Berlin, Md., native comes back to Maryland after working as an Advertising Account Executive at the Washington Times (1994-1996) and an Account Manager with the Washington Bullets (1992-94). He earned his B.S. degree in sociology from the university.

While with the Bullets, he helped facilitate 20 sold out games, then a franchise record. In addition, he was involved with Walt Williams night at USAir Arena. He assisted in the planning of the program which helped raise contributions for the Walt Williams scholarship fund at the University of Maryland. During his tenure at the Washington Times, he was named the salesperson of the month on two different occasions.



## The Basketball Office

Cleo Long-Thomas is in her seventh year as head secretary to the Maryland basketball coaches. Long-Thomas serves as the basketball office manager and coordinates the day-to-day professional schedules of the coaching staff. She helps in the planning and scheduling of Coach Williams's numerous local and national speaking engagements and appearances, organizes all recruiting correspondences and coordinates the many requests of the players and coaches.

Long-Thomas also helps in the coordination, planning, preparation, registration and day-to-day responsibilities of the annual Gary Williams summer basketball camp.

A native of Washington, D.C., Long-Thomas has worked at the University of Maryland for nine years. She was an employee of the federal government for 17 years prior to coming to the University.

Long-Thomas and her husband, Jocquin, have three children: Tyrone, 28, Jabari, 22, and Raven, 13, her pride and joy.



**Cleo Long-Thomas**  
Administrative Assistant



**Ellie Norman**  
Administrative Assistant




**Christina Wright**  
Student Assistant



**John Bowie**  
Equipment Manager

## The Managers



From right to left: Richie Porac, Matthew Zebersky, Allison Donohue, Michael Biftu, Head Coach Gary Williams, Brian Duigan, David Soskin, Josh Hollander, Chris Underwood, Louis Twigg

2nd year



# Medical Staff

## University of Maryland Medical Center Chosen to Provide team Doctors to Terrapin Athletes

The University of Maryland Department of Intercollegiate Athletics and the University of Maryland Medical Center's sports medicine program have joined forces to provide the best possible medical attention and care to all Terrapin student-athletes.

Orthopedic surgeon Leigh Ann Curl, M.D., will serve as the head physician and Tom Terrell, M.D., will provide primary care to the student-athletes.

The doctors are part of the growing University Sports Medicine program of the University of Maryland Medical Center, which also provides medical care for the Baltimore Ravens of the NFL, UMBC, Coppin State University and 14 high schools.

In making the announcement, William E. Kirwan, Ph.D., President of the University of Maryland, College Park said: "I'm impressed with the stature of the University of Maryland Sports Medicine program and with the caliber of the physicians who will now attend to the health of our student-athletes."

"When we recruit student-athletes to play for Maryland, we owe them the best education, the best coaching and the best comprehensive health care," said UM Athletic Director Dr. Deborah A. Yow. "Drs. Curl and Terrell are excellent physicians who understand college athletics. It's especially gratifying for us to partner with our medical center in the same fashion as other ACC institutions do with their medical schools, like North Carolina, Virginia, Duke and Wake Forest."

### LEIGH ANN CURL, M.D.-TEAM PHYSICIAN

Leigh Ann Curl, M.D., begins her first year as Maryland's head physician. She will work with all Terrapin student-athletes.

Dr. Curl was most recently assistant director of sports medicine and team physician at Johns Hopkins University. Previously, she was team physician for St. John's university and the New York Mets. Dr. Curl received her medical degree from Johns Hopkins, where she served her internship and residency. She was a fellow in sports medicine and shoulder surgery at The Hospital for Special Surgery at Cornell University Medical center in New York City.

In addition, Dr. Curl is a member of the University of Maryland School of Medicine faculty as an assistant professor of orthopedic surgery.

She was an All-American basketball player at the University of Connecticut.

### TOM TERRELL, M.D.-PRIMARY CARE DOCTOR

Tom Terrell, M.D., is in his first year as the primary care doctor for all of the Terrapin student-athletes.

Dr. Terrell, who was in private practice in Atlanta before coming to Maryland, received his M.D. from Emory University Medical School in Atlanta and a master of philosophy from the University of Cambridge in England. He was a fellow at Michigan State University in primary care sports medicine and a medical officer for the 1996 Olympics.

He is a member of the University of Maryland School of Medicine faculty as a clinical assistant professor of family medicine.

He was a forward on Jacksonville University's 1986 NCAA basketball tournament team and was an honorable mention All-America selection that season. He was named Jacksonville's Male Scholar Athlete of the year in 1986.

### J.J. BUSH-BASKETBALL TRAINER

J.J. Bush returns is the athletic trainer for Gary Williams and the Terps men's basketball program. Bush is in his fifth season

working with the men's basketball program. This is his second stint working with the program as he was the team's trainer from 1972-1976.

As the trainer for the basketball team, Bush coordinates the daily medical treatments for all the players and supervises all rehabilitative efforts in case of injury.

Bush came to the University in 1972, as an assistant trainer. He began working immediately with the men's basketball team. The team won the regular season championship of the Atlantic Coast Conference in 1975 and averaged 23 wins a season during his tenure.

Beginning with the 1976 football season, Bush worked with the Terp football team until 1992, when he returned to Cole Field House and the basketball team. Bush was the head trainer for the football team as it claimed 4 ACC Championships and played in nine bowl games.

In addition to his training duties, Bush also teaches a kinesiology course on care and prevention of athletic injuries for the University, and is a frequent lecturer throughout the mid-Atlantic region of the United States on the latest training methods.

Bush is active in the National Athletic Trainers Association, and he has worked extensively within the organization on improving athletic training methods.

A native of Ft. Lauderdale, Fla., Bush, 49, graduated from Florida State University in 1969. He and his wife Gina have two children; Brandon and Jordan.



J.J. Bush  
Men's Basketball Trainer



Dr. Leigh Ann Curl  
Team Physician



Dr. Tom Terrell  
Primary Care Doctor

## Student Health Center

Much of the non-orthopedic medical care the Maryland student-athletes receive is performed on campus at the University's Student Health Center. Dr. Sacred Bodison and Dr. Stephen Fahey are the two full-time Health Center physicians who specialize in sports Medicine.

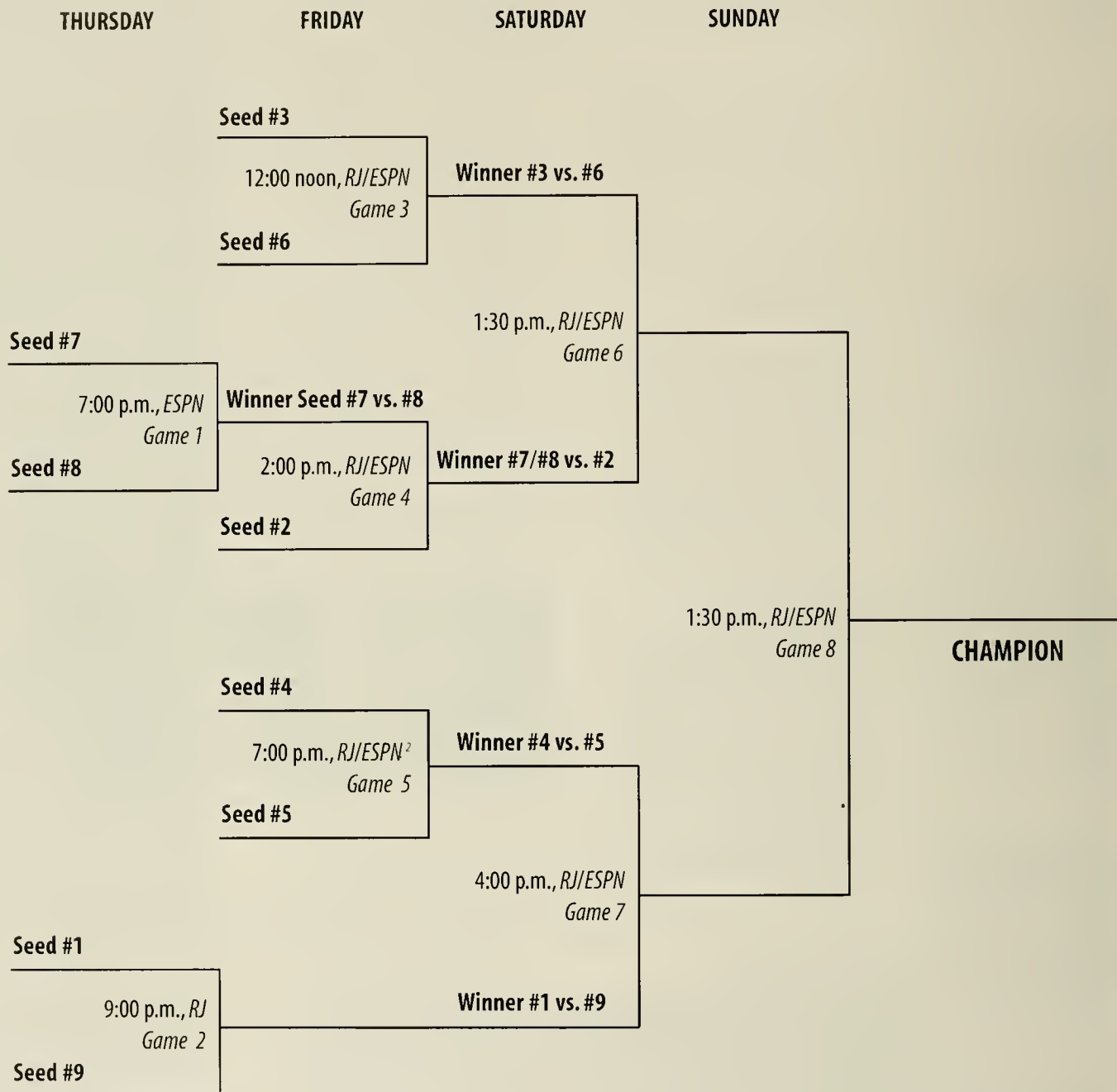
Both Drs. Bodison and Fahey are available to treat student-athletes 24 hours a day, and both have scheduled hours in which they staff the University Training rooms and consult with student-athletes on a walk-up basis.

Dr. Bodison, in her 15th year as the Health Center's assistant director for medical services, has been coordinator of sports medicine since 1982. She is a graduate of the University of Buffalo and received her medical degree from SUNY Down State Medical School in 1975.

Dr. Bodison and her husband have two children have two children, Sasha, 15, and Brenton, 11. The family resides in Silver Spring.

Dr. Fahey is an emergency physician who is in his eighth year working with the athletic department. He received his undergraduate degree from Dartmouth, where he competed in rugby and freshman basketball. He received his medical degree from Harvard in 1975.

# The ACC Tournament **Bracket**





# The Players





#54

# Obinna Ekezie

**Forward/Center**

**Ht. 6-10**


**Wt. 256**

**HIGH SCHOOL:**

Worcester Academy,  
Boston, Mass.  
(Tom Blackburn)

**BIRTHDATE:**

August 22, 1975  
(Port Harcourt,  
Nigeria)



junior





## OnEkezie:


The most rapidly improving player in the Atlantic Coast Conference...Averaged a career high 10.1 points and 6.6 rebounds as a sophomore - more than double his averages from his first season at Maryland...Scored his career-high of 21 points as he helped the Terps recover from a 24-point deficit to win at North Carolina on January 8, 1997...The ninth top rebounder in the ACC with a per game average of 6.6...Ranked tenth in the ACC with a career-high .639 percentage from the free throw line...His .639 percentage was the second best among starting centers in the ACC behind only Duke's Greg Newton who ranked ninth in the conference...His career-high 1.0 blocked shots per game average ranked him tenth among all ACC players...Tied a school record for shooting perfection from the field as he hit all eight of his shots versus American University on December 21...Called "The most improved player in America" by noted broadcaster Dick Vitale who also added "he will become a special player"... Attributes much of his improved skills to the extra work he has put in on the court and in the weight room...Much of his extra work on the court has been done against former Terp Tony Massenburg of the Vancouver Grizzlies and Chris Webber of the Washington Wizards...On his increased skills, Ekezie has stated: "I know that I can play with anybody in the ACC when it comes to strength and quickness. I know what I have to do to help this team win."...Was an Honorable Mention All-ACC Freshman Team selection in 1996... Chose the University of Maryland not only to compete at the highest level of college basketball, but also to take a challenging IBM business and engineering course... Ekezie is one of a select group of students enrolled in the IBM Total Quality Program...The program, sponsored by IBM, is a joint business and engineering program focusing on skills training in teamwork, problem solving, customer satisfaction and cross-functional communication...The IBM-TQ program offered him the unique opportunity of pursuing his dual interest in engineering and business...His father, Obi Ekezie, is a petroleum engineer in Nigeria...His physical stature runs in his family...Despite his father standing only 5'6', his mom stands 5'8' and his grand-



Obinna Ekezie with University President Dr. William E. Kirwan.

## SignatureGame

*Ekezie scored a career-high 21 points to lead Maryland to its amazing come-from-behind victory, 85-75, over North Carolina on January 8, 1997. Ekezie was six-of-eight from the field and hit nine free throws in addition to grabbing eight rebounds during the contest. He scored nine points in the second half comeback while committing only two fouls and playing all but 11 seconds of the final 14:24 of the game. The only 11 seconds he did not play came during the final 30 seconds of the historic victory.*



father on his mother's side is 6'9"...Patterns his game after Hakeem Olajuwon of the Houston Rockets...Depends on his footspeed for quickness...Has a soccer background which has helped him develop his defensive skills.

### As a Sophomore:

Averaged a career-best 10.1 points and 6.6 rebounds as Maryland's starting center...A starter in all 32 games and enters his junior season having started 49 of his last 50 games...The only game he did not start during that stretch was senior day his freshman season...His 10.1 points per game average ranked fourth on the team, his 6.6 rebounds per game average ranked second on the team and ninth in the ACC and his 1.0 blocked shots per game average led the Terps and ranked tenth in the conference...His 33 blocked shots is the sixth best ever total by a Maryland sophomore... His 23 steals is the 13th best single season total by a Terp sophomore...Very important player for the Terps to have on the floor...Maryland was 1-3 in games that he fouled out of and 11-4 in games in which he had committed three fouls or less...Averaged 3.6 fouls per game in ACC play as Maryland fashioned a 9-7 record in conference play...Averaged 3.1 fouls per game in non-conference and post-season play as Maryland recorded a 12-4 record... Fouled out of four ACC games and Maryland was 1-3 in those games...A career-high four double/ doubles with back-to-back efforts coming versus Florida State (Feb. 13) and Massachusetts (Feb. 15)...Averaged 13.0 points and 10.5 rebounds as the Terps defeated the Seminoles in Cole Field House and traveled to play the Minutemen in Worcester, Mass... Played maybe his best game of his sophomore season and possibly of his collegiate career as the Terps defeated Clemson in the first-round of the ACC Tournament...He led four Maryland players with 20 points (one below his career-best) and dominated the paint with 10 rebounds...Ekezie's inside dominance set an early tone for the Terps to recover from an early 11-2 deficit and take a first-half lead that it did not relinquish...The victory over Clemson was the Terps first victory of the season versus Clemson and sent the Terps into the ACC quarterfinals for the third consecutive season...Played a non-overtime game season high of 38 total minutes and shot six-of-ten from the field versus the Tigers...Opened the season with a flourish as he scored a then career-high 19 points versus Howard on November 26 with 10 points in the second half...Tied that career-

high with a team-best 19 versus American on December 21...Tied a school record as he shot 1.00 percent (eight-for-eight) versus American...Tied, among others, Terp Head Coach Gary Williams...Grabbed a career-high of 10 rebounds versus Chicago State in Cole Field House on December 2...Played well in helping the Terps to the Championship of the Franklin National Bank/Children's Charities Classic with averages of 10.0 points and 6.5 rebounds per game...A career-high 12 rebounds came versus Georgia in the championship game of the Rainbow Classic...A career-high tying five offensive rebounds in a career-high 40 minutes of playing time versus the Bulldogs...A career-high 21 points in the Terps' amazing comeback, 85-75, victory at North Carolina on January 8...The Terps' 22-point comeback was the largest in school history and second largest in the annals of the ACC...Maryland trailed 66-44 with just over 14 minutes to play in regulation but outscored the Tar Heels, 41-9, over the remainder of the contest...Shot six-of-eight from the field and sank nine free throws to lead all scorers...11 points and four rebounds in the first half and 10 points and four rebounds in the second half versus North Carolina...Scored nine points in the comeback while committing only two fouls and played all but 11 seconds of the final 14:24 of the game...The only 11 seconds which he did not play came during the final 30 seconds of the historic victory...Followed his career-best outing at North Carolina with a second consecutive strong outing as he scored 14 points and grabbed four rebounds in only 22 minutes of playing time as the Terps defeated N.C. State in Raleigh...It marked the first time in school history that the Terps had won at Chapel Hill and at Raleigh in the span of the same week...Enjoyed a career-best four game stretch in February as he scored in double figures in four consecutive games, Florida State (15 points, 11 rebounds), at Massachusetts (11 points, 10 rebounds), at Georgia Tech (10 points, five rebounds) and the home finale versus

North Carolina (14 points and seven rebounds)... Averaged 12.5 points and 8.3 rebounds during the span to help keep Maryland in the upper echelon of the ACC race.

### As a Freshman:

An Honorable Mention All-ACC Freshman Team selection as he played in all 30 Terp games while starting 18...Scored in double figures twice, 16 versus Delaware State and 12 versus N.C. State, in back-to-back games... Averaged 14 points, nine rebounds and 3.5 blocked shots during the two game stretch...Performed very well versus the top centers in the ACC and the nation...May have been at his best as he limited Todd Fuller, N.C. State's unanimous First Team All-ACC selection, to eight points (14 below his season average) on January 20, 1996...His 20 blocked shots was the sixth best single season effort by a Maryland freshman in school history...Grabbed a career high 11 rebounds versus No. 18 Clemson on January 24...His three-game total of 29 rebounds, Delaware State (Jan.




# GameStats

## OBINNA EKEZIE'S 1996-97 GAME BY GAME STATISTICS

GAME	S	FG-FGA	3PT-3PTA	FT-FTA	PTS	OR-TR	PF	ASST	TO	BLK	STL	MIN
Howard	S	8-10	0-0	3-4	19	3-7	2	1	3	1	1	24
Towson State	S	4-9	0-0	7-10	15	5-7	4	1	2	1	1	25
Chicago State	S	2-6	0-0	2-2	6	3-10	2	0	1	2	1	24
UMBC	S	1-3	0-0	0-2	2	0-3	4	1	2	1	0	25
California	S	3-3	0-0	4-6	10	0-7	4	0	1	1	1	26
Geo. Washington	S	5-8	0-0	0-0	10	2-6	4	1	2	0	0	22
Georgia Tech	S	1-3	0-0	1-2	3	3-6	4	1	4	0	0	27
American	S	8-8	0-0	3-6	19	1-3	4	1	0	1	0	20
Lafayette	S	0-6	0-0	1-2	1	3-5	4	1	3	3	3	31
Pittsburgh	S	4-9	0-0	1-4	9	1-3	3	0	1	0	1	24
Hawaii	S	3-4	0-0	0-0	6	3-9	3	0	3	0	3	30
Georgia	S	4-9	0-0	1-2	9	5-12	1	0	4	1	2	40
Virginia	S	3-5	0-0	3-4	9	4-10	3	0	1	0	0	26
North Carolina	S	6-8	0-0	9-10	21	5-8	4	0	4	0	0	36
N.C. State	S	7-8	0-0	0-0	14	2-4	2	0	4	2	1	30
Clemson	S	1-4	0-0	3-4	5	2-4	4	2	1	1	0	22
Wake Forest	S	1-2	0-0	0-2	2	0-5	5	0	1	1	0	24
Penn	S	5-7	0-0	5-6	15	5-8	1	0	4	1	1	27
Duke	S	4-9	0-0	1-2	9	1-6	3	2	3	3	1	34
Florida State	S	5-14	0-0	8-10	18	4-11	5	2	2	2	1	29
Wake Forest	S	3-4	0-0	3-4	9	2-2	5	0	0	0	0	15
N.C. State	S	3-4	0-0	5-9	11	0-6	3	0	3	1	1	27
Clemson	S	1-2	0-0	0-0	2	1-3	5	0	4	0	0	12
Florida State	S	5-11	0-0	5-8	15	3-11	2	1	2	0	1	30
Massachusetts	S	4-10	0-0	3-5	11	3-10	4	1	5	1	1	33
Georgia Tech	S	4-9	0-0	2-2	10	2-5	4	1	1	0	0	21
North Carolina	S	5-7	0-0	4-4	14	2-7	3	0	3	2	2	33
Duke	S	1-5	0-0	2-4	4	3-7	4	1	5	0	0	25
Virginia	S	1-3	0-0	3-5	5	1-4	4	0	1	1	0	19
Clemson (ACC)	S	6-10	0-0	8-12	20	3-10	2	1	3	3	0	38
N.C. State (ACC)	S	5-6	0-0	2-3	12	2-7	2	2	4	3	1	29
Charleston (NCAA)	S	2-3	0-0	3-4	7	1-6	2	1	3	1	0	30

## 1995-96 GAME BY GAME STATISTICS

GAME	S	FG-FGA	3PT-3PTA	FT-FTA	PTS	OR-TR	PF	ASST	TO	BLK	STL	MIN
Kentucky		2-7	0-0	2-5	6	1-4	3	1	1	2	1	20
Towson State		0-1	0-0	0-0	0	0-0	0	0	2	0	0	5
Massachusetts		1-1	0-0	0-0	2	0-0	1	0	1	0	0	4
Geo. Washington		3-3	0-0	2-2	8	2-2	3	0	3	0	0	16
Howard		3-3	0-0	0-0	6	2-6	2	0	1	0	0	15
UCLA	S	0-6	0-0	3-6	3	5-9	3	0	1	1	1	20
Rider		1-4	0-0	2-5	4	3-8	4	0	4	1	0	20
American		2-2	0-0	3-5	7	0-7	5	0	2	3	0	12
Md. Eastern Sh.		3-5	0-0	0-0	6	2-7	3	0	1	1	0	17
Georgia Tech		0-0	0-0	0-1	0	0-1	2	0	0	0	0	3
North Carolina		2-5	0-0	0-0	4	2-4	4	0	0	0	0	16
Wake Forest		1-1	0-0	0-0	2	0-0	2	0	0	0	0	6
Del. State	S	5-8	0-0	6-9	16	5-9	2	2	0	3	2	24
N.C. State	S	4-13	0-0	4-6	12	5-9	3	0	0	4	1	27
Clemson	S	2-3	0-0	2-3	6	3-11	2	3	5	0	1	31
Duke	S	2-8	0-0	0-2	4	2-2	5	0	1	0	1	16
Virginia	S	1-1	0-0	0-0	2	0-1	2	0	1	0	1	13
Georgia Tech	S	2-7	0-0	0-0	4	1-1	3	1	0	1	1	19
North Carolina	S	3-4	0-0	0-1	6	1-2	2	0	0	1	0	16
Florida State	S	0-0	0-0	0-0	0	0-0	4	0	0	0	0	9
Wake Forest	S	3-5	0-0	1-2	7	4-7	2	0	2	0	0	25
Missouri	S	2-3	0-0	0-0	4	2-2	3	1	4	0	0	14
N.C. State	S	0-2	0-0	0-0	0	0-2	2	0	1	0	0	9
Clemson	S	0-0	0-0	0-0	0	0-1	3	0	0	0	0	12
Duke	S	1-1	0-0	4-8	6	2-5	2	0	1	0	1	16
Virginia	S	4-5	0-0	1-1	9	1-2	0	0	1	1	0	19
Florida State	S	0-1	0-0	1-2	1	0-0	2	0	1	1	0	14
Duke (ACC)	S	1-5	0-0	0-0	2	2-4	2	1	3	1	0	13
Ga. Tech (ACC)	S	1-2	0-0	2-2	4	0-0	2	1	1	0	1	13
Santa Cl. (NCAA)	S	2-2	0-0	0-0	4	2-5	5	0	2	0	2	19



## SignatureGame

*Ekezie scored 12 points, had nine rebounds, four blocked shots and one steal as Maryland defeated N.C. State, 77-74, in overtime on January 20, 1996. He helped limit Todd Fuller, a First-Team All-ACC selection and the First Round Draft choice of the Golden State Warriors, to eight points below his senior season average.*

17), N.C. State (Jan. 20) and Clemson (Jan. 24) gave him a per game average of 9.7, the highest three-game average during his inaugural season... Grabbed seven or more rebounds in eight different games... Gained his first collegiate start in only his sixth career game, versus UCLA in the Wooden Classic, scoring three and grabbing nine rebounds... Played well versus 1996 NCAA National Champion Kentucky in the Terps' season opener, scoring six points with four rebounds and two blocked shots in 20 minutes of play... A strong three-game performance came versus Rider (four points, eight rebounds), American (seven points, seven rebounds) and Maryland Eastern Shore (six points, seven rebounds) from December 12-28... Averaged 5.7 points and 7.3 rebounds during the stretch, one of four three game winning streaks for the Terps during the season... Highest scoring game on the road was nine points as the Terps won at Virginia... Blocked 20 shots, the sixth best single season total by a Maryland freshman... Blocked a career high four shots versus N.C. State on January 20... Blocked three or more shots three times, three versus American, three versus Delaware State and four versus N.C. State... Had multiple blocked shots in four outings... A career high five field goals came versus Delaware State... Field goal perfection came versus seven teams with three-for-three each versus George Washington and Howard... Made a career high six free throws versus Delaware State and four versus N.C. State and Duke.

### At Worcester Academy:

Considered by recruiting experts to be among the top three post players in the Eastern part of the United States his senior season... Caught the eyes of Division I recruiters with his size, strength and rebounding skills as his senior season progressed... Made his Cole Field House debut in the 1995 Capital Classic as a member of the U.S. All-Star Team... Scored four points and grabbed six rebounds in only 12 minutes of play... Was among the game leaders in rebounds per minute... Showed his soft shooting touch during the game as he hit his only field goal attempt and was a perfect two-of-two from the free throw line... Averaged 20 points and 10 rebounds as a junior for Worcester Academy which dominated a schedule peppered with junior varsity Ivy League foes... Worked during his senior season on perfecting his low post moves and developing a hook shot... Played on the championship team at the 1995 Boston Shootout, one of the top AAU Tournaments in the country... Averaged 7.7 points and four rebounds including 11 points, five rebounds and two blocked shots in the championship game.

### Personal:

Born August 22, 1975... Full name is Obinna Ralph Ekezie... Is the third oldest in a family of six children... Two older sisters, Chika and Sylvia, attend Maryland.



## CareerHighs

PTS	.....21.....	at North Carolina (1-8-97)
FGM	.....8.....	vs. Howard (11-26-96)
	8	vs. American (12-21-96)
FGA	.....14.....	at Florida State (1-29-97)
FG%	.....1.00.....	vs. nine teams (last vs. American, 12-21-96) (8-8)
3FGM	.....0	
3FGA	.....0	
3FG%	.....000	
FTM	.....9.....	at North Carolina (1-8-97)
FTA	.....16.....	at North Carolina (1-8-97)
FT%	1.00	vs. six teams (last vs. North Carolina, 2-22-97)
OR	.....5.....	vs. seven teams (last vs. Penn, 1-21-97)
DR	.....8.....	vs. Clemson (1-24-96)
	8	vs. Florida State (2-13-97)
REBS	.....12.....	vs. Georgia (12-30-96)
AST	.....3.....	vs. Clemson (1-24-96)
BLK	.....4.....	vs. N.C. State (1-20-96)
STL	.....3.....	vs. Lafayette (12-23-96)
MIN	.....40.....	vs. Georgia (12-30-96)



**OBINNA EKEZIE'S STATISTICS VS. ACC TEAMS**

TEAM	GAMES STARTS	FG-FGA PERCENTAGE	3PT-3PT ATT PERCENTAGE	FT-FTA PERCENTAGE	POINTS AVERAGE	OFF DEF REBOUNDS	REBOUNDS AVERAGE	FOULS DO'S	ASSISTS	TURN OVERS	BLOCKS	STEALS	MINUTES
Clemson	5-5	10-19-.526	0-0-.000	13-19-.684	33-6.6	9-20	29-5.8	17-1	3	1	5	2	125
Duke	5-5	9-28-.321	0-0-.000	7-16-.438	25-5.0	10-14	24-4.8	16-1	3	13	4	3	104
Florida State	4-4	10-26-.385	0-0-.000	14-20-.700	34-8.5	7-15	22-5.5	13-1	1	5	3	2	82
Georgia Tech	5-4	8-21-.381	0-0-.000	5-7-.714	21-4.2	6-7	13-2.6	15-0	3	6	1	2	83
North Carolina	4-4	16-24-.667	0-0-.000	13-21-.619	45-11.3	10-11	21-5.3	13-0	1	7	3	2	101
N.C. State	5-5	19-33-.576	0-0-.000	11-18-.611	49-9.8	7-19	26-5.2	12-0	4	12	10	4	122
Virginia	4-4	9-14-.643	0-0-.000	7-10-.700	25-6.3	6-11	17-4.3	9-0	1	4	2	1	77
Wake Forest	4-4	8-14-.571	0-0-.000	4-8-.500	20-5.0	6-8	14-3.5	14-2	0	3	1	0	70

**ALL GAMES**


YEAR	GAMES STARTS	FG-FGA PERCENTAGE	3PT-3PT ATT PERCENTAGE	FT-FTA PERCENTAGE	POINTS AVERAGE	OFF DEF REBOUNDS	REBOUNDS AVERAGE	FOULS DO'S	ASSISTS	TURN OVERS	BLOCKS	STEALS	MINUTES
1996-97	32-32	115-209-.550	0-0-.000	92-144-.639	322-10.1	75-137	212-6.6	106-4	22	80	33	23	858
1995-96	30-18	51-108-.472	0-0-.000	33-60-.550	135-4.5	47-64	111-3.7	78-3	10	39	20	13	463
CAREER	62-50	166-317-.524	0-0-.000	125-204-.613	457-7.4	122-201	323-5.2	184-7	32	119	53	36	1,321

**ACC STATISTICS**

YEAR	GAMES STARTS	FG-FGA PERCENTAGE	3PT-3PT ATT PERCENTAGE	FT-FTA PERCENTAGE	POINTS AVERAGE	OFF DEF REBOUNDS	REBOUNDS AVERAGE	FOULS DO'S	ASSISTS	TURN OVERS	BLOCKS	STEALS	MINUTES
1996-97	16-16	51-98-.520	0-0-.000	49-76-.645	151-9.4	35-64	99-6.2	57-3	9	39	13	7	410
1995-96	16-12	25-56-.446	0-0-.000	13-26-.500	63-3.9	21-27	48-3.0	40-1	4	13	8	6	251
CAREER	32-28	76-154-.494	0-0-.000	62-102-.608	214-6.7	56-91	147-4.6	97-4	13	52	21	13	661

**NCAA TOURNAMENT STATISTICS**

YEAR	GAMES STARTS	FG-FGA PERCENTAGE	3PT-3PT ATT PERCENTAGE	FT-FTA PERCENTAGE	POINTS AVERAGE	OFF DEF REBOUNDS	REBOUNDS AVERAGE	FOULS DO'S	ASSISTS	TURN OVERS	BLOCKS	STEALS	MINUTES
1996-97	1-1	2-3-.667	0-0-.000	3-4-.750	7-7.0	1-5	6-6.0	2-0	1	3	1	0	30
1995-96	1-1	2-2-1.00	0-0-.000	0-0-.000	4-4.0	2-3	5-5.0	5-1	0	2	0	2	19
CAREER	2-2	4-5-.800	0-0-.000	3-4-.750	11-5.5	3-8	11-5.5	7-1	1	5	1	2	49



# #25

# Rodney Elliott

**Forward**

**Ht. 6-8**

**Wt. 221**

**HIGH SCHOOL:**

Dunbar,  
Baltimore, Maryland  
(Pete Pompey)

**BIRTHDATE:**

March 4, 1974  
(Baltimore, Maryland)



# Senior






## OnElliott:

Will inherit the power forward spot formerly held by 1997 Third Team All-American selection and 1st Round NBA Draft Choice Keith Booth...Has played in 91 of 93 career games including 80 consecutive dating back to January 8, 1995, his freshman season...He is one of only ten returning players in the ACC to have played in 90 or more games entering his senior season... Established personal career bests in virtually every statistical category as a sophomore while doubling his career rebounding average and nearly doubling his scoring average...Continued his career-long proclivity for performing well in big games as he scored 12 points and added eight rebounds versus the College of Charleston in the first round of the 1997 NCAA Tournament, a game in which he earned his first career tournament start...He enters his senior season averaging more points (9.0 - 5.1), more rebounds (6.5 - 3.7) and more minutes per game (14.5 - 14.2) during the NCAA Tournament versus his entire 91 game career...Is the Terps leading returning rebounder with 334 for a 3.7 career rebounds per game average...Honed his game prior to his senior season and he played against former Terps and current pros Tony Massenburg (Vancouver Grizzlies), Joe Smith (Golden State Warriors) and Cedric Lewis... In eight career starts entering his senior season he averages 9.1 points and 5.3 rebounds per game...Is a very athletic player who excels when the Terps go to their full-court trapping defense...Has continuously gotten stronger which has allowed him to improve his game every year.

### As a Junior:

Enjoyed his finest and most productive season as a Terp as he averaged a career-high 8.6 points (fifth best on the team) and a career-high 6.2 rebounds (third best on the team)...Played in a career-high 32 games and averaged a career-high 23.3 minutes per game...Said Elliott about coming off the bench: "I'm the first man off the bench, and I have no problem with coming in and helping us get some wins"...Shot a career-best 72.8 percent from the free throw line as he made more shots from the line (75) than he attempted combined as a freshman and sophomore (53)...His 72.8 percent from the free throw line was




Rodney Elliott with Athletic Director Deborah A. Yow.



## SignatureGame

*Elliott scored a career-high 22 points as the Terps defeated Penn, 104-74, on January 21, 1997, as he returned to his home city and played in the Baltimore Arena. He was near perfect, 10-of-11 (.909) from the field as he hit each of the first nine shots that he attempted. He also grabbed four rebounds and dished off three assists in only 20 minutes of playing time.*



more than 12 percentage points above his career average entering the 1996-97 season and nearly 21 percentage points better than his freshman season percentage of 51.9...Scored in double figures a career-high 15 times including in a career-high seven ACC games...Started two games including Maryland's First Round NCAA Tournament game versus the College of Charleston when he scored 12 points and grabbed eight rebounds in 29 minutes of play...Also started the Terps' Franklin National Bank/Children's Charities Classic victory over NCAA Tournament participant California...In two starts as a junior he averaged 11.5 points and seven rebounds...Scored a career-high 22 points in his annual return to Baltimore as the Terps defeated Penn, 103-73, on January 21 at the Baltimore Arena...Shot a stellar 10-11 (.909) from the field versus the Quakers including hitting his first 9 shots...Before he missed from the field in the second half, he was on target to establish a school record for single game field goal perfection...No player in Maryland history has shot better than eight-for-eight...On the missed shot, Elliott said: "It was a tough shot. I sort of forced it, but I thought I was feeling hot. It doesn't matter. I wasn't concerned with a record - I was concerned with winning."...In addition to his career-high 22 points, he dished off three assists in only 20 minutes of playing time... Averaged a career-high 1.1 points per minute in the game... "Tonight was our night in front of the hometown fans. It feels tremendous. I couldn't have written a better script," said Elliott after the victory over the Quakers...Scored in double figures in a career-high five consecutive games, December 8 (California) through December 23 (Lafayette)...Averaged 11.8 points during the span with a high of 14 points during the streak...Averaged 11.7 rebounds in a three-game stretch, December 21 (American) through December 27 (Pittsburgh)... Grabbed 10 rebounds versus American, a career-high 13 versus Lafayette and 12 versus Pittsburgh in the first round of the Rainbow Classic in Honolulu, Hawaii...Scored an ACC career-high of 14 points versus Duke on February 27 as he shot four-of-nine from the field and six-of-eight from the free-throw line...Also grabbed nine rebounds in only 27 minutes of play...Hit five or more free throws in a single game a career-high six times during the season...Career-best of a perfect eight-for-eight came as the Terps defeated Florida State, 73-57, in Cole Field House... Hit a personal-best 13 consecutive free throw attempts as he was good on his final four attempts at Clemson on February 8, was perfect on eight consecutive versus Florida State on February 13 and hit his first attempt versus Massachusetts February 15 before missing from the line...His second best ever streak of 11 consecutive free throws came as he sank a perfect six-for-six versus Chicago State on December 2, hit both of his shots versus UMBC on December 4 and he hit his first five versus California in the first round of the Franklin National Bank/Children's Charities Classic on December 8...Was 33-of-44 (75.0 percent) over a seven game stretch in December as he helped the Terps win all of their games in December and run out to an 11-1 start and advanced to the championship game of the Rainbow Classic...His 33 free throws made during the early season stretch was more than he had made during his first two seasons combined...Was once again strong from the three-point arc, hitting six for the season...The Terps were 4-2 when he hit a three-point shot during a game...His three versus Towson State came as the Tigers had cut into the Terps lead and closed to within their closest margin of the second half...Stroked a three versus Georgia Tech to help the Terps stretch their early lead to 20 points on their way to the early season 77-63 victory in Cole Field House...Another three in the closing minutes versus Lafayette to stretch the Terps lead and help up their record to 9-0...Said aloha from long range versus Hawaii in the Rainbow Classic to give the Terps a 28-22 first-half lead and sent Maryland into the championship game of the prestigious holiday tournament...Also dialed long range versus Virginia in the regular season finale and versus N.C. State in the semifinals of the ACC Tournament.

### As a Sophomore:

Averaged a career high 4.9 points and 3.1 rebounds per game...Played a career high 13.4 minutes per game and played his most impressive minutes when the Terps needed him the most...Played more than twice as many minutes as a sophomore (388) than he played as a freshman (166) and improved in almost every statistical category...Established career highs for field goals made (58), field goals attempted (116), three-point shots made (8), three-point shots attempted (24), three-point percentage (.333), free throws made (18), free throw percentage (.692), points (142), points per game (4.9), rebounds (91), rebounds per game (3.1), blocks (7) and steals (10)...Averaged 7.7 points and 5.3 rebounds in Maryland's three post-season games in 1995-96 with strong outings coming versus Duke in the ACC Tournament (10 points/8 rebounds) and versus Santa Clara in the NCAA Tournament (13 points/6 rebounds)...Marked the second consecutive NCAA Tournament that Elliott had been a shining star...He scored 13 points on five-of-nine shooting from the field, one-of-three from three point range and was a perfect two-of-two from the free throw line versus Santa Clara...Also played well versus Duke in the ACC Tournament with 10 points and eight rebounds in 20 minutes of play...Was the Terps' fifth leading scorer and fourth leading rebounder during post season play...An important two-game stretch in mid-February saw Elliott score 28 points in 28 minutes of play in helping the Terps defeat Missouri at home and N.C. State on the road...Scored five first half points (all consecutively) versus the Tigers allowing the Terps to stretch a five-point lead into a 12-point half-time lead...Scored 10 second half points,



# GameStats

## RODNEY ELLIOTT'S 1996-97 GAME BY GAME STATISTICS

GAME	S	FG-FGA	3PT-3PTA	FT-FTA	PTS	OR-TR	PF	ASST	TO	BLK	STL	MIN
Howard		2-7	0-1	0-0	4	3-9	4	2	1	1	0	21
Towson State		5-9	1-1	1-3	12	2-8	5	0	0	0	0	19
Chicago State		2-8	0-3	6-6	10	4-8	1	3	1	0	0	25
UMBC		3-5	0-1	2-2	8	1-4	1	0	1	0	0	22
California	S	3-9	0-1	5-6	11	3-6	2	0	1	0	1	29
Geo. Washington		3-5	0-1	6-9	12	0-4	3	2	2	0	0	30
Georgia Tech		4-7	1-1	3-4	12	2-6	3	4	2	0	0	23
American		3-3	0-0	4-6	10	2-10	2	3	0	1	2	30
Lafayette		3-5	1-1	7-9	14	6-13	3	2	0	0	0	21
Pittsburgh		2-3	0-0	2-4	6	5-12	3	2	3	0	3	29
Hawaii		4-6	1-1	0-1	9	2-6	3	3	1	0	0	25
Georgia		1-5	0-2	1-2	3	1-2	5	1	1	0	1	23
Virginia		2-8	0-1	0-0	4	3-8	4	1	0	2	0	27
North Carolina		4-6	0-1	0-1	8	2-5	5	2	0	0	2	20
N.C. State		3-6	0-1	1-2	7	2-7	1	1	1	0	1	23
Clemson		3-4	0-1	0-0	6	0-5	3	2	2	2	2	32
Wake Forest		2-4	0-0	1-2	5	2-3	4	0	2	0	0	18
Penn	10-11	0-0	0-0	2-3	22	3-4	4	3	1	0	0	20
Duke		4-6	0-1	3-4	11	2-5	3	0	1	1	0	20
Florida State		4-6	0-0	3-4	11	2-2	3	0	1	0	0	21
Wake Forest		2-8	0-1	2-3	6	3-7	3	1	2	1	0	25
N.C. State		1-4	0-1	1-2	3	4-7	2	2	0	1	2	20
Clemson		3-5	0-0	4-5	12	2-5	4	0	3	1	0	25
Florida State		2-5	0-0	8-8	13	0-8	1	0	3	1	0	19
Massachusetts		2-5	0-1	1-2	5	1-3	2	0	1	1	0	19
Georgia Tech		1-4	0-0	2-2	4	1-9	5	2	1	0	0	15
North Carolina		4-6	0-0	2-2	10	1-2	3	0	2	0	0	21
Duke		4-9	0-0	6-8	14	4-9	2	3	2	0	0	27
Virginia		3-8	1-1	2-2	9	1-4	4	1	2	0	1	26
Clemson (ACC)		0-4	0-1	0-0	0	1-6	4	1	1	0	0	17
N. C. State (ACC)		2-6	1-1	0-1	5	1-2	3	0	0	1	1	26
Charleston (NCAA)	S	6-13	0-1	0-0	12	8-8	5	1	0	0	1	29

## 1995-96 GAME BY GAME STATISTICS

GAME	S	FG-FGA	3PT-3PTA	FT-FTA	PTS	OR-TR	PF	ASST	TO	BLK	STL	MIN
Kentucky		0-0	0-0	0-0	0	0-1	5	3	1	0	0	11
Towson State		2-4	0-0	0-0	4	2-6	2	0	1	0	1	18
Massachusetts		1-3	0-1	2-4	4	1-2	2	0	0	0	0	12
Geo. Washington		0-2	0-0	0-0	0	3-8	2	0	2	0	0	12
Howard		3-5	0-1	0-1	6	7-8	1	0	0	0	1	19
UCLA		5-8	1-2	2-4	13	3-7	3	0	1	0	3	19
Rider	S	7-12	0-3	1-2	15	1-5	4	2	2	2	0	25
American	S	0-5	0-2	3-4	3	0-5	3	0	6	1	0	20
Md. Eastern Sh.	S	4-7	1-2	2-1	11	3-8	2	2	0	0	1	21
Georgia Tech	S	4-9	1-1	0-0	9	2-6	2	0	0	0	0	23
North Carolina	S	4-5	0-0	0-0	8	2-3	2	1	0	0	2	22
Wake Forest	S	2-4	0-0	0-2	4	0-1	3	0	0	0	0	20
Delaware St.		0-2	0-0	2-2	2	1-3	2	0	3	2	0	14
Clemson		0-1	0-0	0-0	0	0-0	0	0	0	0	0	2
Duke		0-2	0-0	0-0	0	0-2	0	1	0	0	0	8
Virginia		0-0	0-0	0-0	0	0-0	0	0	0	0	0	2
Georgia Tech		1-1	0-0	0-0	2	1-1	0	0	0	0	0	3
North Carolina		2-3	0-0	0-0	4	1-1	2	0	1	0	0	6
Florida State		1-2	0-1	0-0	2	2-0	2	0	0	0	0	12
Wake Forest		0-1	0-1	0-0	0	0-0	0	0	0	0	0	8
Missouri		6-7	3-3	0-0	15	1-3	4	1	2	0	0	13
N.C. State		6-6	1-1	0-0	13	0-0	2	0	0	0	0	15
Clemson		0-0	0-0	0-0	0	0-1	0	0	1	0	0	6
Duke		1-1	0-0	0-0	2	0-0	0	0	0	0	0	10
Virginia		1-5	0-1	0-0	2	2-3	2	0	0	1	1	9
Florida State		0-2	0-2	0-0	0	0-1	2	0	1	0	1	11
Duke (ACC)		3-9	0-0	4-4	10	3-8	0	0	1	0	0	20
Georgia Tech (ACC)		0-1	0-0	0-0	0	1-2	1	0	0	0	0	8
Santa Clara (NCAA)		5-9	1-3	2-2	13	4-6	3	1	1	1	0	19



## 1994-95 GAME BY GAME STATISTICS

GAME	S	FG-FGA	3PT-3PTA	FT-FTA	PTS	OR-TR	PF	ASST	TO	BLK	STL	MIN
Chaminade		1-1	0-0	0-0	2	0-0	3	1	0	0	0	3
Utah		0-0	0-0	0-0	0	0-0	0	0	0	0	0	1
Arizona State		0-0	0-0	0-0	0	0-0	0	0	0	0	0	1
Loyola		0-0	0-0	2-2	0	0-2	2	1	0	0	0	7
Bucknell		0-0	0-0	1-2	2	1-1	3	0	1	0	0	8
UMBC		0-1	0-0	0-0	1	2-2	3	2	1	1	1	10
Colgate		3-6	0-1	1-1	0	1-4	3	1	3	1	1	17
Towson State		2-3	0-1	2-5	7	2-6	3	2	0	1	0	12
Morgan State		2-4	0-1	2-4	6	4-8	2	1	3	0	3	18
La Salle		0-1	0-0	0-2	6	0-2	3	0	1	0	0	5
American		0-0	0-0	0-0	0	1-3	0	0	0	0	0	6
North Carolina		1-2	0-0	0-0	0	0-0	2	1	0	0	1	6
Florida State		1-2	0-0	1-2	2	1-2	1	0	0	0	0	7
Wake Forest		0-0	0-0	0-0	3	0-1	0	0	0	0	0	2
N.C. State		0-1	0-1	2-2	0	1-2	1	1	0	0	0	8
Clemson		0-0	0-0	0-1	2	0-1	0	0	1	0	0	3
Duke		0-0	0-0	0-0	0	0-0	1	0	0	0	0	5
Virginia		0-0	0-0	0-0	0	0-0	0	0	0	0	0	2
Georgia Tech		0-0	0-0	0-0	0	0-1	1	0	0	0	0	1
North Carolina		0-0	0-0	0-0	0	0-0	1	2	0	0	0	3
Wake Forest		0-1	0-0	0-0	0	1-3	1	0	0	1	1	8
Cincinnati		0-0	0-0	0-1	0	1-1	1	1	2	1	0	6
N.C. State		1-1	1-1	0-0	3	1-2	0	0	0	0	0	5
Clemson		0-0	0-0	0-0	0	0-0	0	0	0	0	0	1
Duke		0-0	0-0	0-1	0	0-1	1	0	0	0	0	4
Virginia		0-0	0-0	0-0	0	0-2	1	0	0	0	0	2
Florida State		0-0	0-0	0-0	0	0-0	1	0	0	0	0	2
North Carolina		0-1	0-0	0-0	0	0-0	0	0	0	0	0	4
Gonzaga		3-3	0-0	3-4	9	2-2	0	0	0	0	0	7
Connecticut		0-1	0-0	0-0	0	0-0	0	0	1	0	0	2

## SignatureGame

*Elliott scored 14 points and grabbed 13 rebounds as Maryland defeated Lafayette, 108-67, on December 23, 1996. It marked the second double/double of his career. Elliott shot three-of-five from the field and seven-of-nine from the free throw line during the contest.*

including three nothing but the bottom of the net three-pointers, to help Maryland to the huge non-conference win which helped solidify the Terps' third consecutive NCAA Tournament invitation...Scored a career high three shots from beyond the three-point arc...Scored 13 points in 15 minutes of play versus N.C. State in the Terps' next game leading Maryland to its third victory in the last four years in Raleigh... Scored on a perfect six-of-six shots from the field, including his fourth consecutive three-point shot attempt...Also drew the biggest charge of the season with 12.8 seconds remaining in that game and the Terps up by one, 85-84...The Wolfpack gained possession of the ball under the Terps' basket after a Maryland time-out and gained a two-on-one break for the go-ahead basket... Elliott drew a charge call against Al Pinkins saying later: "I tried to play the best two-on-one defense I could play. Al Pinkins kept coming. I knew if I could get my feet planted, I could get the charge."...Keith Booth, a former high school teammate of Elliott's hit one free throw with 9.3 seconds remaining and the Terps thwarted a last second N.C. State challenge to win the game, 86-84...Scored what turned out to be the game winning basket in that game versus N.C. State, a three-pointer which gave Maryland a 33-31 lead with 4:45 remaining in the first half...N.C. State never regained the lead after that bucket...Started six consecutive games, December 13 through January 13...Averaged 8.3 points and 4.7 rebounds in those six starts...Scored a career high 15 points versus Rider on December 13 in his first career start...Would later tie that career best with 15 versus Missouri and scored in double figures a career best seven times as a sophomore...Scored 13 points on five-of-eight shooting from the field in only 19 minutes of play versus UCLA in the John R. Wooden Classic...Grabbed a season and career high eight rebounds four times during the season...Career high rebounds came in back-to-back games versus George Washington and Howard, versus Maryland-Eastern Shore and versus Duke in the ACC Tournament quarterfinals...Hauled in a career high seven offensive rebounds versus Howard...A career high three steals came versus UCLA and three assists came in the season opener versus 1996 NCAA National Champion Kentucky...Hit at least half of his field goal attempts in 14 of 26 games during which he attempted a shot...Closed the season by hitting his final eight free throws (1.00 percent) and 22 of his last 40 (55.0 percent) shots from the field.

### As a Freshman:

Saved his best for the most important part of the season as he scored nine points and grabbed two rebounds in helping lift Maryland past Gonzaga, 87-63, in the first round of the NCAA Tournament...Stepped up his game in the second half versus the Bulldogs with nine points on a perfect three of three shooting from the field and a season's best three of four shooting from the free throw line...During a span of 3:19 in the later stages of the second half, Elliott scored seven points during a 21-8 run that help extend the Terps' lead from eight points to 21...In the spree, Elliott scored on two lay-ups, was three of four from the line and grabbed two rebounds...Averaged 4.5 points in two NCAA Tournament games...Also played well on the road as Maryland won at N.C. State for the first time since the 1992-93 season...Sparked the Terps to a 12-9 second half run to increase an 11-point Terp lead and help give Head Coach Gary Williams his 300th career victory...Said Williams following the victory: "I thought the key section of the game was (Mario Lucas) and Rodney Elliott playing well together inside when Smith and Booth were sitting on the bench. We didn't allow N.C. State to make a run, which most people, including myself, thought they might have."...Another strong performance came versus No. 1 North Carolina in Chapel Hill...Played well



## CareerHighs

PTS	.....22	.....vs. Penn (1-21-97)
FGM	.....10	.....vs. Penn (1-21-97)
FGA	.....13	.....vs. College of Charleston (3-13-97)
FG%	.....1.00	.....vs. five teams (last vs. American, 12-21-96)
3FGM	.....3	.....vs. Missouri (2-18-96)
3FGA	.....3	.....vs. Missouri (2-18-96) vs. Chicago State (12-2-96)
3FG%	.....1.00	.....vs. nine teams (last at N.C. State, 2-5-97)
FTM	.....8	.....vs. Florida State (2-13-97)
FTA	.....12	.....vs. Morgan State (12-23-94)
FT%	.....1.00	.....vs. ten teams (last at Virginia, 3-2-97)
OR	.....8	.....vs. College of Charleston (3-13-97)
DR	.....8	.....vs. American (12-21-96) 8 vs. Florida State (2-13-97)
REBS	.....13	.....vs. Lafayette (12-23-96)
AST	.....6	.....vs. Morgan State (12-23-94)
BLK	.....2	.....vs. Four teams (Last vs. Clemson, 1-15-97)
STL	.....3	.....vs. UCLA (12-9-96) 3 vs. Pittsburgh (12-27-96)
MIN	.....32	.....vs. Clemson (1-15-97)



### RODNEY ELLIOTT'S STATISTICS VS. ACC TEAMS

TEAM	GAMES STARTS	FG-FGA PERCENTAGE	3PT-3PT ATT PERCENTAGE	FT-FTA PERCENTAGE	POINTS AVERAGE	OFF DEF REBOUNDS	REBOUNDS AVERAGE	FOULS DO'S	ASSISTS	TURN OVERS	BLOCKS	STEALS	MINUTES
Clemson	7-0	6-15-.400	0-2-.000	4-6-.667	16-2.3	3-15	18-2.6	11-0	3	9	3	2	86
Duke	7-0	12-27-.444	0-1-.000	13-17-.765	37-5.3	9-16	25-3.6	5-0	4	4	1	0	95
Florida State	6-0	8-17-.471	0-3-.000	12-14-.857	28-4.7	3-11	14-2.3	10-0	0	5	1	1	72
Georgia Tech	6-1	10-22-.455	2-2-1.00	5-7-.714	27-4.5	7-18	25-4.2	12-1	6	3	0	0	73
North Carolina	7-1	15-23-.652	0-1-.000	2-3-.667	32-4.6	6-10	16-2.3	14-1	6	3	0	5	73
N.C. State	5-0	11-18-.611	2-5-.400	4-6-.667	27-5.4	8-10	18-3.6	6-0	4	1	1	3	71
Virginia	6-0	6-21-.286	1-3-.333	2-2-1.00	15-2.5	6-11	17-2.8	11-0	2	2	3	2	68
Wake Forest	6-0	6-18-.333	0-2-.000	3-5-.600	15-2.5	5-10	15-2.5	11-0	1	4	2	1	81

### ALL GAMES

YEAR	GAMES STARTS	FG-FGA PERCENTAGE	3PT-3PT ATT PERCENTAGE	FT-FTA PERCENTAGE	POINTS AVERAGE	OFF DEF REBOUNDS	REBOUNDS AVERAGE	FOULS DO'S	ASSISTS	TURN OVERS	BLOCKS	STEALS	MINUTES
1996-97	32-2	97-201-.483	6-25-.240	75-103-.728	27.5-8.6	74-123	197-6.2	100-5	42	38	13	17	747
1995-96	29-6	58-116-.500	8-24-.333	18-26-.692	14.2-4.9	38-53	91-3.1	51-1	11	23	7	10	388
1994-95	30-0	14-28-.500	1-5-.200	14-27-.519	4.3-1.4	18-28	46-1.5	34-0	13	13	5	7	166
CAREER	91-8	169-345-.490	15-54-.278	107-156-.686	46.0-5.1	130-204	334-3.7	185-6	66	74	25	34	1,301

### ACC STATISTICS

YEAR	GAMES STARTS	FG-FGA PERCENTAGE	3PT-3PT ATT PERCENTAGE	FT-FTA PERCENTAGE	POINTS AVERAGE	OFF DEF REBOUNDS	REBOUNDS AVERAGE	FOULS DO'S	ASSISTS	TURN OVERS	BLOCKS	STEALS	MINUTES
1996-97	16-0	46-97-.474	2-9-.222	38-49-.776	13.2-8.3	31-61	92-5.8	50-2	19	24	9	8	362
1995-96	15-3	22-42-.524	2-7-.286	0-1-.000	4.6-3.1	8-11	19-1.3	17-0	2	3	1	4	157
1994-95	14-0	3-7-.429	1-2-.500	3-6-.500	10-0.7	4-13	17-1.2	10-0	4	1	1	2	57
CAREER	45-3	71-146-.486	5-18-.278	41-56-.732	18.8-4.2	42-85	128-2.8	77-2	25	28	11	14	576

### NCAA TOURNAMENT STATISTICS

YEAR	GAMES STARTS	FG-FGA PERCENTAGE	3PT-3PT ATT PERCENTAGE	FT-FTA PERCENTAGE	POINTS AVERAGE	OFF DEF REBOUNDS	REBOUNDS AVERAGE	FOULS DO'S	ASSISTS	TURN OVERS	BLOCKS	STEALS	MINUTES
1996-97	1-1	6-13-.461	0-1-.000	0-0-.000	12-12.0	8-0	8-8.0	5-1	1	0	0	1	29
1995-96	1-0	5-9-.556	1-3-.333	2-2-1.00	13-13	4-2	6-6.0	3-0	1	1	1	0	20
1994-95	2-0	3-4-.750	0-0-.000	3-4-.750	9-4.5	2-0	2-1.0	0-0	0	1	0	0	9
CAREER	4-1	14-26-.538	1-4-.250	5-6-.833	36-9.0	14-2	26-6.5	8-1	2	2	1	1	58


once again as Smith was strapped with foul trouble...He scored two points, grabbed two rebounds, dished out one assist and had one steal as the Terps nearly recovered from an early second half deficit to claim victory...Scored his first career basket on his first career attempt in Maryland's first game of the season, a 95-65 victory over Chaminade in the opening round of the Maui Invitational...His first career appearance came versus Chaminade as he was substituted in for fellow Baltimorean and Dunbar teammate Keith Booth in the first half of the nationally televised game...Seven points and five rebounds came as Maryland defeated Towson State at home...His career high of eight rebounds came versus Morgan State in Cole Field House...Also gained his career high of three steals and 18 minutes played versus Morgan...Back-to-back-to-back strong games versus Towson State, Morgan State and La Salle netted him seven, six and six points collectively...Scored his ACC season high of three points versus Wake Forest and N.C. State...Maryland was a perfect 10-0 in games that Elliott scored at least one point...His career high of two assists came three times while his single game best of one block came five different times, including one versus Wake Forest and another versus Cincinnati in a game televised nationally by ABC...Nailed his first career three-pointer versus N.C. State at Cole Field House.

#### At Dunbar:

A First Team All-Metropolitan Selection by the Baltimore Sun following a sensational senior season that saw him vault himself into the national recruiting spotlight...Also an All-Baltimore City/County selection by the Baltimore Sun...It was during his senior season that Elliott forced the scouts to notice him and many Division I scholarship offers began to roll in...Averaged 12 points, 13 rebounds and 5.6 assists as a senior...Led nationally ranked Dunbar in rebounding and shot 64 percent from the field...Showed his shooting versatility as he hit 24 three-point shots during his senior season...Guided the Poets to the 1994 Class "A" State Championship with two victories, the state semifinals and finals, coming in his future home of Cole Field House...Scored 18 points and grabbed 15 rebounds in the semifinal win and scored a season high 29 points and grabbed 15 more rebounds in the championship clinching game...Dunbar finished with a 23-3 record during his senior season...Played in the Capital Classic All-Star Game following his senior season in Cole and scored seven points and had eight rebounds for the Capital All-Star team...The great Dunbar athlete was the starting quarterback for the football team his final three seasons...He threw for over 1,000 yards and 15 touchdowns as a senior in leading the Poets to the State Championship semifinal game.

#### Personal:

Born March 4, 1976...His full name is Rodney Elliott.



# #31

# Norman Fields

**Guard**

**Ht. 6-0**

**Wt. 183**

**HIGH SCHOOL:**

Mt. St. Michael,  
Bronx, New York  
(Tom Fraher)

**BIRTHDATE:**

July 31, 1977  
(New York, New  
York)



# Junior





## OnFields:

Has earned two varsity letters as a walk-on guard...Is entering his third season with the team after he was added to the roster following a campus-wide tryout in November of 1995...Has traveled with the team each of the past two seasons...Maryland is 16-2 in games which he earned playing time and undefeated, 12-0, in Cole Field House...Adds depth to Maryland's back court and plays an important role on scout teams as he emulates the opposing team's point guard against the first team.

### As a Sophomore:

A walk-on member of the team who appeared in eight games...Scored a single season career-best 14 points and grabbed a single season best eight rebounds...Improved his scoring and rebounding averages from his freshman season despite playing in two fewer games...Scored a career-high five points versus Chicago State on December 2...Scored a career-best three free throws in only two minutes of playing time as the Terps won in Cole Field House...Returned two nights later with a career-high three rebounds and two points in three minutes versus UMBC...A career-high five minutes versus Lafayette on December 23 when he was credited with four steals and scored two points...Career-high tying five points as the Terps defeated Penn in the Baltimore Arena on January 21...Scored his first career three-point shot and was a perfect two-of-two from the free throw line as Maryland defeated the Quakers.

### As a Freshman:

Joined the team as a walk-on and played in 10 games...Scored a season-high three points versus Missouri in a game nationally televised by ABC Sports...Hit his only three-point shot versus the Tigers from right in front of the Maryland bench...Also scored two points versus American...Grabbed a season-high two rebounds versus Maryland Eastern Shore and had one assist versus Delaware State...Scored his first career basket versus American in his second career game on a break-away lay-



Norman Fields with Corporal William Conaway of the University Police Department.

## SignatureGame

*Fields scored his career-high of five points as Maryland defeated Chicago State, 94-44, on December 2, 1996. He shot a perfect one-of-one and hit three-of-four free throw attempts. He also grabbed two rebounds during the contest.*

up as the Terps defeated American on December 23...Played in three ACC games, at Wake Forest and home victories over No. 25 Georgia Tech and Virginia...Played well versus Delaware State with one rebound and one assist in three minutes of play...Career high one field goal versus American and Missouri...Also played in the ACC Tournament versus Duke and versus Santa Clara in the NCAA Tournament...A season-high three minutes came versus American and Delaware State.

### At Mt. St. Michael:

Named to the New York State Championship All-Tournament team as a senior as he helped Mt. St. Michael to the State Championship...Averaged 15.6 points during the post-season as the Mountaineers won the New York State Catholic High School Athletic Association Class "B" City, State and Federation Championships his senior season...The three championships were the first basketball championships at MSM of any kind since 1940...Fields helped the top-seeded Mountaineers defeat defending Class "B" Champion St. Peters, 59-53...Scored a career high 20 points to lead MSM to the state championship victory...Fields scored the game winning basket in the championship game on a three-pointer with 2:16 remaining in the game and earned All-Tournament honors...In the state semifinal game, Fields scored 10 of his 17 points in the fourth quarter, including five-of-six from the free throw line with less than one minute remaining, to key the victory over Iona Prep...Following the state tournament, Fields helped MSM to the state Federation "B" Championship, a consolidation of state and city teams...Scored 10 points in the Federation Championship game, a 64-39 victory over Francis Lewis...After dropping its second game of the season in double-overtime in November, MSM reeled off 27 consecutive victories - the longest streak in the state during the 1994-95 season...The Mountaineers lost only nine games during his three-year varsity career - finishing 22-3 his sophomore season, 20-5 his junior year and 24-1 his senior campaign.

### Personal:

Born July 31, 1977...His full name is Norman Brian Fields...Enjoys listening to jazz music...Was featured in the 1994-95 edition of Who's Who in High School Sports...The Who's Who honor is bestowed on less than five percent of the sports participants in American high schools...Member of the National Honor Society and the Black Engineering Society.



## CareerHighs

PTS.....5.....	vs. Chicago State (12-2-96)
FGM.....1.....	vs. six teams (last vs. Penn, 1-21-97)
FGA.....2.....	vs. seven teams (last vs. Penn, 1-21-97)
FG%.....1.00.....	vs. Chicago State (12-2-96) (1-1)
3FGM.....1.....	vs. Missouri (2-18-96)
1	vs. Penn (1-21-97)
3FGA ..2.....	vs. Missouri (2-18-96)
3FG%...1.00.....	vs. Penn (1-21-97) (1-1)
FTM.....3.....	vs. Chicago State (12-2-96)
FTA.....4.....	vs. Chicago State (12-2-96)
FT%.....1.00.....	vs. Penn (1-21-97) (2-2)
OR.....2.....	vs. Chicago State (12-2-96)
DR.....3.....	vs. UMBC (12-4-96)
REBS...3.....	vs. UMBC (12-4-96)
AST.....1.....	vs. Delaware State (1-17-96) vs. Lafayette (12-23-96)
BLK.....0	
STL.....4.....	vs. Lafayette (12-23-96)
MIN.....5.....	vs. Lafayette (12-23-96)



# GameStats

## NORMAN FIELD'S 1996-97 GAME BY GAME STATISTICS

GAME	S	FG-FGA	3PT-3PTA	FT-FTA	PTS	OR-TR	PF	ASST	TO	BLK	STL	MIN
Howard	0-2	0-1	0-0	0	1-1	1	0	0	0	0	0	4
Towson State	0-1	0-0	0-0	0	0-0	0	0	0	0	0	0	1
Chicago State	1-1	0-0	3-4	5	2-2	0	0	0	0	0	0	2
UMBC	1-2	0-0	0-0	2	0-3	0	0	0	0	0	0	3
California	0-0	0-0	0-0	0	0-0	0	0	0	0	0	0	1
Lafayette	1-2	0-0	0-0	2	0-0	0	1	1	0	4	5	
Hawaii	0-0	0-0	0-0	0	0-0	0	0	0	0	0	0	1
Penn	1-2	1-1	2-2	5	1-2	0	0	0	0	0	0	3

## 1995-96 GAME BY GAME STATISTICS

GAME	S	FG-FGA	3PT-3PTA	FT-FTA	PTS	OR-TR	PF	ASST	TO	BLK	STL	MIN
Rider	0-0	0-0	0-0	0	0-0	0	0	0	0	0	0	1
American	1-2	0-0	0-0	2	0-0	0	0	0	0	0	0	3
Md. Eastern Sh.	0-1	0-0	0-0	0	0-2	0	0	0	0	0	0	2
Wake Forest	0-0	0-0	0-0	0	0-0	0	0	0	0	0	0	1
Del. State	0-2	0-0	0-0	0	0-1	0	1	0	0	0	0	3
Georgia Tech	0-0	0-0	0-0	0	0-0	0	0	0	0	0	0	1
Missouri	1-2	1-2	0-0	3	0-0	0	0	0	0	0	0	1
Virginia	0-0	0-0	0-0	0	0-0	0	0	0	0	0	0	1
Duke (ACC)	0-0	0-0	0-0	0	0-0	0	0	0	0	0	0	1
Santa Cl. (NCAA)	0-0	0-0	0-2	0	1-1	0	0	0	0	0	0	1

## NORMAN FIELD'S STATISTICS VS. ACC TEAMS

TEAM	GAMES STARTS	FG-FGA PERCENTAGE	3PT-3PT ATT PERCENTAGE	FT-FTA PERCENTAGE	POINTS AVERAGE	OFF DEF REBOUNDS	REBOUNDS AVERAGE	FOULS DO'S	ASSISTS	TURN OVERS	BLOCKS	STEALS	MINUTES
Duke	1-0	0-0-0.000	0-0-0.000	0-0-0.000	0-0-0	0-0	0-0-0	0-0	0	0	0	0	1
Florida State	1-0	0-0-0.000	0-0-0.000	0-0-0.000	0-0-0	0-0	0-0-0	0-0	0	0	0	0	1
Georgia Tech	1-0	0-0-0.000	0-0-0.000	0-0-0.000	0-0-0	0-0	0-0-0	0-0	0	0	0	0	1
Virginia	1-0	0-0-0.000	0-0-0.000	0-0-0.000	0-0-0	0-0	0-0-0	1-0	0	0	0	0	1
Wake Forest	1-0	0-0-0.000	0-0-0.000	0-0-0.000	0-0-0	0-0	0-0-0	0-0	0	0	0	0	1

## ALL GAMES


YEAR	GAMES STARTS	FG-FGA PERCENTAGE	3PT-3PT ATT PERCENTAGE	FT-FTA PERCENTAGE	POINTS AVERAGE	OFF DEF REBOUNDS	REBOUNDS AVERAGE	FOULS DO'S	ASSISTS	TURN OVERS	BLOCKS	STEALS	MINUTES
1996-97	8-0	4-10-400	1-2-500	5-6-833	14-1.8	4-4	8-1.0	1-0	1	1	0	4	19
1995-96	10-0	2-7-286	1-2-500	0-2-000	5-0.5	1-3	4-0.4	0-0	1	0	0	0	15
CAREER	18-0	6-17-353	2-4-500	5-8-625	19-1.1	5-7	12-1.2	1-0	2	1	0	4	34

## ACC STATISTICS

YEAR	GAMES STARTS	FG-FGA PERCENTAGE	3PT-3PT ATT PERCENTAGE	FT-FTA PERCENTAGE	POINTS AVERAGE	OFF DEF REBOUNDS	REBOUNDS AVERAGE	FOULS DO'S	ASSISTS	TURN OVERS	BLOCKS	STEALS	MINUTES
1996-97	DNP												
1995-96	3-0	0-0-0.000	0-0-0.000	0-0-0.000	0-0-0	0-0	0-0-0	0-0	0	0	0	0	3
CAREER	3-0	0-0-0.000	0-0-0.000	0-0-0.000	0-0-0	0-0	0-0-0	0-0	0	0	0	0	3

## NCAA TOURNAMENT STATISTICS

YEAR	GAMES STARTS	FG-FGA PERCENTAGE	3PT-3PT ATT PERCENTAGE	FT-FTA PERCENTAGE	POINTS AVERAGE	OFF DEF REBOUNDS	REBOUNDS AVERAGE	FOULS DO'S	ASSISTS	TURN OVERS	BLOCKS	STEALS	MINUTES
1996-97	DNP												
1995-96	1-0	0-0-0.000	0-0-0.000	0-2-0.000	0-0-0	1-0	1-1.0	0-0	0	0	0	0	1
CAREER	1-0	0-0-0.000	0-0-0.000	0-2-0.000	0-0-0	1-0	1-1.0	0-0	0	0	0	0	1



# #20

# Matt Hahn

**Guard**

**Ht. 6-0**


**Wt. 155**

**HIGH SCHOOL:**

Atholton, Columbia,  
Maryland (Jim  
Albert)

**BIRTHDATE:**

February 27, 1978  
(South Kingston,  
Rhode Island)



sophomore



## OnHahn:

Begins his second season as a walk-on member of the team...Earned a varsity letter as a member of the team during the 1996-97 season...A hard-working player who contributes to the every day practice plan...Often emulates the opposition's point guard on the scout team...As a member of the scout team he plays a valuable role in helping Maryland prepare for its upcoming opponents.

### As a Freshman:

Played in four games during the season while scoring four total points...Season-high of two points came during the season opener versus Howard and on December 23 versus Lafayette...Scored his first career field goal versus Howard as the Terps won in Cole Field House...Was a perfect two-for-two from the free throw line versus Lafayette...Recorded his first career rebound versus Howard, his first career assist versus Chicago State and his first career steal versus Penn in a game played in the Baltimore Arena...Played a season high of two minutes in each of the four games in which he appeared - Howard, Chicago State, Lafayette and Penn...Maryland was undefeated, 4-0, in the games which Hahn appeared.

### At Atholton:

A Second-Team All-Howard County honoree by the *Baltimore Sun* and the *Columbia Flier* following his senior season as he averaged 13.6 points and shot 42.3 percent from the field in 21 games...Led the county in three-point shots made (58) and free throw percentage (81.6%)...Made an incredible 62 of 76 free throw attempts his senior season...Was the county's sixth leading scorer as a senior...Participated in the Charm City (Baltimore) Super 50 Tournament and was a member of the championship team following his junior year...Helped lead Atholton to a pair of county championships on the varsity level and one on the junior varsity level...Was tri-captain of the varsity his senior season and co-captain of the junior varsity his sophomore season...The varsity averaged nearly 18 wins a season in his two years on the squad...Did not miss a game during his four years in the Atholton program...Hit at least one three-point shot during each of the 21 games during his senior season and holds the Atholton school record for three-point shots made in a single game with six...Hit six three-point shots in a single game on three occasions...Also established school records for three-point shots made (58) and attempted (137) in a single season...Scored a career high of 27 points versus Howard High School his senior season...23 points came in a double overtime loss to Cardinal Gibbons and 21 came versus Calvert Hall...A First-Team All-Howard County Academic selection as a senior and Second-Team selection as a junior.


### Personal:

A four-time recipient of the Maryland Athletic Association's Scholar Athlete Award...Was an honorable mention Maryland distinguished scholar his senior year...Was a ball boy at Maryland basketball games in Cole Field House and at Ohio University before entering high school...Would like to be a television or radio sportscaster or newspaper sportswriter...Born February 27, 1978.

## SignatureGame

*Matt Hahn scored two points and had one rebound in two minutes against Howard on November 26, 1996.*

## CareerHighs



PTS.....	2.....	vs. Howard (11-26-96)
		vs. Lafayette (12-23-96)
FGM.....	1.....	vs. Howard (11-26-96)
FGA.....	2.....	vs. Howard (11-26-96)
FG%.....	50.....	vs. Howard (11-26-96)
3FGM.....	0	
3FGA.....	0	
3FG%.....	0.000	
FTM.....	2.....	vs. Lafayette (12-23-96)
FTA.....	2.....	vs. Lafayette (12-23-96)
FT%.....	1.00.....	vs. Lafayette (12-23-96) (2-2)
OR.....	0	
DR.....	1.....	vs. Howard (11-26-96)
REBS.....	1.....	vs. Howard (11-26-96)
AST.....	1.....	Chicago State (12-2-96)
BLK.....	0	
STL.....	1.....	vs. Penn (1-21-97)
MIN.....	2.....	vs. four teams (last vs. Penn, 1-21-97)

Matt Hahn with Director of Ticket Operations Jack Zane.

## GameStats

### MATT HAHN'S 1996-97 GAME BY GAME STATISTICS

GAME	S	FG-FGA	3PT-3PTA	FT-FTA	PTS	OR-TR	PF	ASST	BLK	STL	MIN
Howard	1-2	0-0	0-1	2-0-1	1	0	0	0	0	2	2
Chicago State	0-0	0-0	0-0	0-0-0	0	1	0	0	0	0	2
Lafayette	0-0	0-0	2-2	2-0-0	0	0	0	0	0	2	2
Penn	0-0	0-0	0-0	0-0-0	0	0	0	0	0	1	2

### ALL GAMES

YEAR	GAMES STARTS	FG-FGA PERCENTAGE	3PT-3PTA ATT PERCENTAGE	FT-FTA PERCENTAGE	POINTS AVERAGE	OFF DEF REBOUNDS	FOULS DO'S	ASSISTS	TURN OVERS	BLOCKS	STEALS	MINUTES	
1996-97	4-0	1-2-500	0-0-000	2-3-667	4-1.0	0-1	1-0-3	1-0	1	0	0	1	8
CAREER	4-0	1-2-500	0-0-000	2-3-667	4-1.0	0-1	1-0-3	1-0	1	0	0	1	8

### ACC STATISTICS

YEAR	GAMES STARTS	FG-FGA PERCENTAGE	3PT-3PTA ATT PERCENTAGE	FT-FTA PERCENTAGE	POINTS AVERAGE	OFF DEF REBOUNDS	FOULS DO'S	ASSISTS	TURN OVERS	BLOCKS	STEALS	MINUTES
1996-97	DNP											
CAREER	DNP											

### NCAA TOURNAMENT STATISTICS

YEAR	GAMES STARTS	FG-FGA PERCENTAGE	3PT-3PTA ATT PERCENTAGE	FT-FTA PERCENTAGE	POINTS AVERAGE	OFF DEF REBOUNDS	FOULS DO'S	ASSISTS	TURN OVERS	BLOCKS	STEALS	MINUTES
1996-97	DNP											
CAREER	DNP											

# #13

# Sarunas Jasikevicius

**Guard**

**Ht. 6-4**  
**Wt. 197**

**HIGH SCHOOL:**  
Solanco, Quarryville,  
Pennsylvania  
(Don Fisher)

**BIRTHDATE:**  
March 5, 1975  
(Kaunas, Lithuania)



# senior





## OnJasikevicius:

Pronounced shu-ROO-niss yes-uh-KAV-uh-chuss and he is from Ko-nuss, Lithuania...Enters his senior season with 76 three-point shots made and is poised to become only the sixth player in school history to score 100 or more three-point shots during his career...Ranks seventh all-time entering the season in school history with 76 three-point shots made...His 212 career attempts from beyond the three-point arc ranks sixth all-time at Maryland... Also plays the role of near perfect passer and crowd pleaser...Numerous times during his career he has passed to teammates for picture perfect alley-oop plays which not only excite the Terps but the crowd as well..."It's just the way the defense plays it. If the defense lets Laron get all the way to the basket, it's then just a matter of me throwing the ball up in the air and he's going to get it," said Jasikevicius during his junior season... "He's had to guard some of the best guards in the country who play in our league. Everyone knew he was a great shooter and can score points, but the big topside to his game this year is he has the ability to handle the ball," said Head Coach Gary Williams last season...Led Lithuania to the European Under-22 Men's Championship during the summer of 1996...Was named the team MVP as he averaged 12.5 points, five assists, four rebounds and a tournament leading 2.7 steals per game...Shot 58 percent from the field, 63 percent from three-point range and 76 percent from the free throw line during the tournament as Lithuania's starting point guard...Lithuania recorded a 6-1 record to claim the championship defeating Turkey in the semifinals and Spain in the championship game...An exchange student who came to the United States from Lithuania in September of 1993...Lithuania is located in Northeast Europe on the Baltic Sea and is a former Republic of what is the former Soviet Union...Kaunas is the second largest city in the Republic...He played one year of varsity basketball at Solanco High School in Southern Lancaster County in Pennsylvania...Had never seen a live college basketball game before coming to the United States...His father runs a local recreation center and his mother helps manage a local hotel...Is currently a member of the Lithuanian Junior National



Sarunas Jasikevicius and Greg Manning, Director of Major Gifts for the Department of Athletics.

## Signature Game

*Jasikevicius scored a career-high 24 points, dished out four assists and had two steals as Maryland defeated Virginia, 78-62, on January 4, 1996. He shot seven-of-eleven (.636) from the field, tied his career-high with a four-of-seven performance from the three-point and was a perfect six-of-six from the free throw line during the contest.*



Team...Is a close friend of Clemson's Andrius Jurkunas as the two grew up about 10 minutes from each other in Lithuania....The Lithuanian Team finished fifth at the Junior World Championship Tournament during the Summer of 1995 - the United States, featuring 1996 ACC Rookie of the Year Stephon Marbury, finished in seventh place... Has made it a pre-game ritual of being the first Terp on the court in pre-game warm-ups usually appearing nearly two hours before the opening tip-off at both home and away games.

### As a Junior:

Enjoyed his most productive season as a Terp in his first season in a starting role...Averaged a career-high 10.6 points per game (third on the team) and a career-high 3.2 assists per game (second on the team)...His 10.6 points per game average was 7.1 points per game higher than his career average entering the season...Previously, his career-best single season scoring average was 3.9 points per game during the 1995-96 season...His 3.2 assists per game average was more than three-times his career average of 0.9 assists per game entering his junior season...Averaged a career-high 29.0 minutes per game and played a total of 928 minutes during the season...Entered the season averaging 7.8 minutes per game for his career and having played only 438 total minutes in his first two seasons combined...Credited with 102 assists which was a career-high and placed him as one of only eight players in the ACC to have been credited with 100 or more assists during the 1996-97 season...Ranked tied for eighth in the ACC with his 3.2 assists per game average...Scored a career-high 42 three-point baskets which ranked him as the team leader and placed him eighth in the conference for total number of three-point shots made...His 42 three-points shots made, also tied him for the ninth best single season total in school history...Also a career-best 80 rebounds and 2.5 rebounds per game average...The 2.5 rebounds per game average was nearly three-times as many as his career-average entering the season...Scored a game and career-high 24

points as Maryland defeated Virginia in Cole Field House... Scored on an ACC career-best seven-of-eleven from the field including a career-high tying four-of-seven from the three-point arc...Also connected on a perfect six-for-six from the free throw line...Led the Terps with 16 first-half points to propel Maryland to a 42-28 half-time lead...In addition to his 24 points in leading the Terps to the victory, he limited Cavalier shooting guard Curtis Staples, one of the most proficient three-point shooters in ACC history, to 10 points... "A lot of people say I can't stop anybody on defense and it kind of gets on my nerves. I take a lot of pride in my defense, especially when people say I can't play it. And the 24 points also feels nice," he would say after the game...Scored 20 for the first time during his career as Maryland defeated Chicago State on December 2 in Cole Field House...It was that night that he established his career-high with four three-point shots made...Began the season on fire with his first career four game stretch of double figure scoring games...Scored 13 versus Howard, 17 versus Towson State, 20 versus Chicago State and 12 versus UMBC to hold a 15.5 points per game average and help the Terps off to a perfect 4-0 start...The 62 points in the first four games was more than half of the 106 points that he had scored his entire sophomore season...Went one better in January when he scored in double figures in a career-best five consecutive games... Strong outings versus No. 3 Clemson (15 points), No. 2 Wake Forest (19), Penn (12), No. 10 Duke (15) and Florida State (12) helped the Terps to a 17-3 record and a No. 5 national ranking... Played a prominent role in Maryland's historic comeback victory over North Carolina in Chapel Hill...Scored 14 points and again tied his career-high with four three-point field goals made...Scored six points on two three-point shots during the final 14:24 of the contest as Maryland rallied

from the 22 point deficit...A three-pointer with 12:06 remaining cut the Tar Heels lead to 10 at 66-56 and another three-pointer cut the deficit to one point, at 68-67 with 7:24 remaining...Teammate Laron Profit scored the game's next basket to give Maryland the lead and eventually the victory...Named the ACC Athlete of the Week by the ACC Athlete Magazine after averaging 15.3 points in the victories over Wake, Penn and Duke...Enjoyed his best ever ACC Tournament outing versus Clemson with 15 points on four-of-seven shooting from the field and a perfect six-of-six from the free throw line.

### As a Sophomore:

Enjoyed a strong season as he averaged 3.9 points, 1.2 rebounds and 9.6 minutes per game...Averaged nearly one full point and three minutes of playing time more than his inaugural collegiate season...Played in 27 games while starting the first two games of his career...His two career starts, Rider on December 12 and American on December 23, came in back-to-back games...Scored six points and grabbed a career high six rebounds versus Rider...Followed that with a 13-point scoring effort in the Terps victory over American... A career-high six field goals came versus American...Averaged 9.5 points, four rebounds, one steal and 20 minutes of playing time during his two starts...Also shot 64.3 percent from the field (nine-14) during his two starts...Season high four assists came versus Delaware State and dished out three versus Wake Forest and at Clemson...The three pass-outs versus Wake and Clemson mark his ACC career high... Scored 11 points versus Georgia Tech on January 3 to mark the first time during his career that he scored in double figures...Tied his career high of three three-point shots made versus the Yellow Jackets as the Terps



# GameStats

## SARUNAS JASIKEVICIUS'S 1996-97 GAME BY GAME STATISTICS

GAME	S	FG-FGA	3PT-3PTA	FT-FTA	PTS	OR-TR	PF	ASST	TO	BLK	STL	MIN
Howard	S	6-11	1-4	0-0	13	1-5	2	5	3	0	2	28
Towson State	S	4-7	1-2	8-10	17	2-5	4	1	0	0	1	27
Chicago State	S	8-13	4-7	0-0	20	2-3	1	2	1	0	2	25
UMBC	S	5-11	2-7	0-1	12	1-1	3	5	0	1	1	29
California	S	2-7	1-4	0-1	5	0-1	4	4	0	0	1	23
Geo. Washington	S	1-5	1-4	0-0	3	0-2	2	2	3	0	1	32
Georgia Tech	S	1-3	0-2	6-6	8	0-3	3	5	1	0	4	32
American	S	3-6	0-2	0-0	6	2-4	2	7	5	1	1	24
Lafayette	S	4-9	0-2	4-5	12	0-3	0	7	2	0	2	23
Pittsburgh	S	3-10	3-6	0-0	9	0-1	4	2	3	0	1	28
Hawaii	S	1-2	0-0	2-2	4	0-2	3	1	2	0	1	22
Georgia	S	2-8	1-5	1-1	6	0-2	4	3	2	1	1	35
Virginia	S	7-11	4-7	6-6	24	1-3	2	4	1	0	2	32
North Carolina	S	5-11	4-9	0-2	14	0-3	2	0	1	0	0	36
N.C. State	S	1-6	0-3	0-0	2	1-4	3	5	1	0	2	24
Clemson	S	6-9	1-3	2-4	15	0-1	2	4	5	0	2	25
Wake Forest	S	5-10	2-5	7-10	19	0-3	1	3	2	1	1	36
Penn	S	4-9	0-3	4-4	12	1-1	2	3	4	0	2	27
Duke	S	5-12	3-4	2-2	15	0-1	0	3	3	0	2	31
Florida State	S	4-11	0-4	4-6	12	0-2	3	5	1	0	3	37
Wake Forest	S	2-9	0-4	3-5	7	0-4	2	3	0	0	0	38
N.C. State	S	2-6	0-3	1-2	5	1-4	2	5	4	2	0	28
Clemson	S	5-13	3-6	3-4	16	0-1	4	2	6	0	1	29
Florida State	S	3-4	1-1	0-0	7	0-1	4	2	2	0	2	18
Massachusetts	S	2-8	0-2	2-2	6	1-2	0	1	1	0	0	26
Georgia Tech	S	5-9	2-4	0-2	12	0-3	2	4	4	0	0	31
North Carolina	S	6-14	2-5	0-0	14	1-2	3	8	2	0	1	34
Duke	S	2-4	1-1	2-4	7	1-2	1	1	6	1	0	31
Virginia	S	5-14	3-10	2-2	15	1-3	3	1	1	1	0	36
Clemson (ACC)	S	4-7	1-3	5-5	14	1-1	3	0	2	0	0	31
N.C. State (ACC)	S	0-8	0-4	1-2	1	2-4	1	1	4	0	1	25
Charleston NCAA)	S	2-8	1-5	1-1	6	0-2	5	3	6	1	1	25

## 1994-95 GAME BY GAME STATISTICS

GAME	S	FG-FGA	3PT-3PTA	FT-FTA	PTS	OR-TR	PF	ASST	TO	BLK	STL	MIN
Chamnade		0-0	0-0	0-0	0	0-0	2	1	0	0	0	3
Utah		0-0	0-0	0-0	0	0-0	0	0	0	0	0	1
Arizona State		0-0	0-0	0-0	0	0-0	0	0	0	0	0	1
Loyola		2-3	0-1	0-0	4	0-0	1	0	1	0	0	6
Bucknell		1-3	0-1	1-2	3	0-1	1	0	2	0	2	8
UMBC		2-3	1-2	0-0	5	0-1	0	2	2	0	1	14
Colgate		2-7	1-4	2-2	7	2-3	0	2	0	0	2	17
Towson State		5-6	3-3	1-1	14	0-2	5	1	2	0	1	15
Morgan State		4-11	0-3	10-12	18	2-3	3	6	1	0	0	19
La Salle		1-2	1-2	4	0-0	3	3	1	0	1	1	14
American		4-7	2-4	0-0	10	0-1	2	1	2	0	1	14
Georgia Tech		0-1	0-1	0-0	0	1-2	1	1	0	0	0	7
North Carolina		1-4	1-3	0-0	3	0-2	1	0	1	0	0	5
Florida State		1-4	1-2	0-0	3	0-0	0	1	0	0	0	5
Wake Forest		0-1	0-1	0-0	0	0-0	0	0	0	0	0	2
N.C. State		0-0	0-0	0-0	0	0-0	0	0	0	0	0	2
Clemson		1-1	1-1	2-2	5	0-1	0	0	1	0	0	7
Duke		0-0	0-0	0-0	0	1-0	0	1	0	0	1	1
Virginia		1-3	1-3	0-0	3	0-0	1	1	0	0	0	4
Georgia Tech		0-1	0-1	0-0	0	0-0	1	0	0	0	0	1
North Carolina		0-0	0-0	0	0-1	1	2	2	0	1	1	13
Florida State		0-0	0-0	0-0	0	0-1	0	0	1	1	0	2
Wake Forest		0-0	0-0	0-0	0	0-0	1	0	0	0	0	2
Clemson		1-1	1-1	0-0	3	0-0	0	0	0	0	0	1
Duke		1-1	1-1	0-0	3	0-0	0	0	0	0	0	3
Virginia		0-1	0-1	0-0	0	0-0	1	0	1	0	0	5
North Carolina (ACC)		2-3	0-1	0-0	4	0-0	0	0	0	0	0	4
Gonzaga (NCAA)		0-1	0-1	0-0	0	0-0	0	0	0	0	0	1
Connecticut (NCAA)		0-1	0-0	0-0	0	0-0	0	0	0	0	0	1

## 1995-96 GAME BY GAME STATISTICS

GAME	S	FG-FGA	3PT-3PTA	FT-FTA	PTS	OR-TR	PF	ASST	TO	BLK	STL	MIN
Kentucky		0-2	0-0	2-2	2	1-4	1	2	0	0	0	9
Towson St.		0-1	0-1	0-0	0	0-0	1	0	1	0	0	2
Massachusetts		3-4	2-2	0-0	8	0-0	1	0	2	0	0	7
Geo. Washington		2-2	1-1	0-0	5	0-0	2	2	1	0	0	6
Howard		1-4	1-2	1-2	4	0-0	3	2	0	0	0	10
UCLA		0-0	0-0	0-0	0	0-0	0	0	0	0	0	3
Rider	S	3-5	0-1	0-0	6	2-6	0	2	3	0	1	20
American	S	6-9	1-2	0-0	13	0-2	1	2	0	0	1	20
UMES		3-6	2-4	1-4	9	0-2	2	1	2	0	1	19
Ga. Tech		4-9	3-5	0-0	11	2-3	1	1	1	0	2	15
N. Carolina		0-1	0-1	0-0	0	0-0	0	1	1	0	0	3
Wake Forest		0-0	0-0	0-0	0	0-0	0	0	0	0	0	4
Del. State.		3-8	2-5	1-2	9	0-2	2	4	0	0	1	14
N.C. State		5-9	3-4	2-4	15	3-4	2	2	1	0	0	21
Clemson		1-6	1-5	2-2	5	1-2	1	2	1	0	1	17
Duke		2-5	0-2	1-2	5	0-1	5	1	2	0	0	16
Virginia		0-1	0-1	0-0	0	0-0	1	0	0	0	0	6
Ga. Tech		0-1	0-0	0-0	0	0-0	1	0	0	0	1	7
N. Carolina		1-2	1-1	0-0	3	0-1	1	0	0	0	0	6
Fla. State		1-6	0-2	0-0	2	1-2	4	2	0	0	0	8
Wake Forest		2-2	2-2	0-0	6	0-0	4	3	0	0	1	15
Missouri		0-1	0-0	0-0	0	0-0	1	2	0	0	0	6
N.C. State		0-1	0-0	0-0	0	1-1	1	1	2	0	0	5
Clemson		0-1	0-1	0-0	0	0-1	0	3	3	0	0	11
Duke		0-1	0-1	0-0	0	0-0	1	0	1	0	0	2
Fla. State		0-0	0-0	0-0	0	0-0	0	0	0	0	0	3
Santa Cl (NCAA)		1-2	1-1	0-1	3	1-1	1	0	0	0	0	5



## SignatureGame

*Jasikevicius scored a team-high 19 points as Maryland defeated the undefeated and No. 2 ranked Wake Forest on January 19, 1997. He scored 14 first-half points to help stake the Terps to a 32-30 half-time lead. He then scored three points in the last 5:19 to help Maryland seal the victory.*

mounted a second half comeback in their 1996 ACC opener...Also tied his career high with two steals versus the Yellow Jackets, both of which led directly to Maryland baskets and helped the Terps cut a five point deficit down to one in the first half...One steal led to a Terrell Stokes' lay-up and just over one minute later another steal led to a Mario Lucas lay-up...With Jasikevicius still on the floor, Maryland took a one point lead before surrendering it back to Tech...Jasikevicius stung the Jackets soon after with a three-pointer to put the Terps ahead and help the team eventually build a six-point lead...Scored a season high 15 points, including five in overtime, to lead Maryland past N.C. State...It was Jasikevicius's three-point basket from the top of the circle with the shot clock at :03 and the score tied at 69 that put the Terps on top to stay in overtime...He got the ball on a kick out pass from a penetrating Duane Simpkins...Said Jasikevicius: "I had to shoot it because the time clock was running down. Duane gave me a great pass, I set my feet and shot."...The ball sailed over a charging Jeremy Hyatt and hit nothing by net...Incredibly, it was the only field goal the Terps hit in the final 8:30 of the game...He hit five-of-nine shots from the field (including three-of-four from three-point range), collected four rebounds, played a career high 21 minutes and added a much needed emotional spark in leading Maryland to its first ACC victory of the season...Scored six points on two-of-two shooting from three point range versus Wake Forest in Cole Field House...Both three-pointers versus the highly ranked Demon Deacons cut into Terp deficits...Brought the Terps to within one midway through the second half, giving the Terps a chance to win the game as the game clock wore down...Scored his first career NCAA Tournament three-pointer versus Santa Clara in the first round of the West Regional.

### As A Freshman:

Began his career making the on-court announcement that he would become one of the Terps' all-time best three-point shooters...Shot 37.8 percent from three-point range to place him sixth among the freshman leaders in the ACC...His 14 three-point shots was the fifth best effort by a Terp freshman in school history while his 37 three-point attempts is the fifth most ever by a Terp freshman...Enjoyed his best three-point shooting game of the season versus Towson State when he connected on a perfect three-of-three in the Terps' victory in Cole Field House...He scored 14 points versus TSU as he was five of six from the field for the night in only 15 minutes of play...Scored his career high of 18 points versus Morgan State as he was nearly perfect from the free throw line...Connected on 10-12 (83.3 percent) from the line and had three rebounds as the Terps won at home...His 10 free throws made versus the Bears tied him for the fifth most free throws made in a single game by a Maryland player during the season...Scored in double figures for the third time during the season versus American, hitting for 10 on four-of-seven shooting from the field...Played in 15 of Maryland's 16 ACC games and scored an ACC season high of five points as the Terps won at Clemson for the first time in Head Coach Gary Williams' career...Jasikevicius scored as crucial a three-point shot as was scored during the season with 5.5 seconds remaining in the first half...The three-pointer from the right of the key gave Maryland a 27-19 half time lead in a game that Maryland won by only four as the Tigers had a chance to tie in the closing seconds of the game...He shot a perfect one-of-one from the field and a perfect two-of-two from the line in the win over the Tigers...Played an ACC high 13 minutes as the Terps defeated No. 1 North Carolina, 86-73, in Cole Field House to gain one of the most memorable Terp victories of all time...Jasikevicius contributed two assists, one blocked shot, one steal and one rebound in the victory...Also played



## CareerHighs

PTS	.....24.....	vs. Virginia (1-4-97)
FGM	.....8.....	vs. Chicago State (12-2-96)
FGA	.....14.....	vs. North Carolina (2-22-97) at Virginia (3-2-97)
FG%	.....1.00.....	vs. four teams (last vs. Wake Forest, 2-15-96)
3FGM	.....4.....	vs. Three teams (last at North Carolina, 1-8-97)
3FGA	.....10.....	at Virginia (3-2-97)
3FG%	.....1.00.....	vs. eight teams (last at Duke, 2-27-97)
FTM	.....10.....	vs. Morgan State (12-23-94)
FTA	.....12.....	vs. Morgan State (12-23-94)
FT%	.....1.00.....	vs. nine teams (last vs. Coll. of Charleston, 3-13-97)
OR	.....3.....	vs. N.C. State (1-20-96)
DR	.....4.....	vs. four teams (last vs. Wake Forest, 2-1-97)
REBS	.....6.....	vs. Rider (12-13-96)
AST	.....8.....	vs. North Carolina (2-22-97)
BLK	.....2.....	vs. N.C. State (2-5-97)
STL	.....4.....	vs. Georgia Tech (12-12-96)
MIN	.....38.....	vs. Wake Forest (2-1-97)



### SARUNAS JASIKEVICIUS' STATISTICS VS. ACC TEAMS

TEAM	GAMES STARTS	FG-FGA PERCENTAGE	3PT-3PT ATT PERCENTAGE	FT-FTA PERCENTAGE	POINTS AVERAGE	OFF DEF REBOUNDS	REBOUNDS AVERAGE	FOULS DO'S	ASSISTS	TURN OVERS	BLOCKS	STEALS	MINUTES
Clemson	7-3	20-39-.513	10-21-.476	11-13-.846	61-8.7	2-5	7-1.0	1-0	11	22	0	4	60
Duke	6-2	10-23-.435	5-9-.556	5-8-.625	30-5.0	2-3	5-0.8	2-0	6	12	1	3	84
Florida State	6-2	9-24-.375	2-9-.222	4-7-.571	24-4.0	1-5	6-1.0	11-0	10	4	0	5	73
Georgia Tech	6-2	7-20-.350	3-10-.300	8-8-1.00	25-4.2	3-7	10-1.7	9-0	11	6	0	7	93
North Carolina	7-2	15-35-.429	8-10-.400	0-2-.000	38-5.4	1-8	9-1.3	8-0	11	7	1	2	101
N.C. State	7-3	9-34-.265	3-14-.214	5-10-.500	26-3.7	8-10	18-2.6	11-0	16	12	3	5	127
Virginia	5-2	13-30-.433	8-22-.365	8-8-1.00	42-8.4	2-4	6-1.2	8-0	6	3	1	2	79
Wake Forest	6-2	9-22-.409	4-12-.333	10-15-.667	32-5.3	0-7	7-1.2	8-0	9	2	1	1	97

### ALL GAMES

YEAR	GAMES STARTS	FG-FGA PERCENTAGE	3PT-3PT ATT PERCENTAGE	FT-FTA PERCENTAGE	POINTS AVERAGE	OFF DEF REBOUNDS	REBOUNDS AVERAGE	FOULS DO'S	ASSISTS	TURN OVERS	BLOCKS	STEALS	MINUTES
1996-97	32-32	115-275-.418	42-131-.321	66-89-.742	322-10.1	19-61	80-2.5	77-1	102	78	9	38	928
1995-96	27-2	38-89-.427	20-44-.455	10-20-.500	106-3.9	12-20	32-1.2	37-1	33	21	0	9	260
1994-95	29-0	29-65-.446	14-37-.378	17-21-.810	89-3.1	6-13	19-0.7	24-1	22	17	1	10	178
CAREER	88-34	182-429-.424	76-212-.358	93-130-.715	514-5.8	37-94	131-1.5	138-3	157	116	10	57	1,266

### ACC STATISTICS

YEAR	GAMES STARTS	FG-FGA PERCENTAGE	3PT-3PT ATT PERCENTAGE	FT-FTA PERCENTAGE	POINTS AVERAGE	OFF DEF REBOUNDS	REBOUNDS AVERAGE	FOULS DO'S	ASSISTS	TURN OVERS	BLOCKS	STEALS	MINUTES
1996-97	16-16	64-146-.438	26-71-.366	38-55-.691	192-12.0	6-34	40-2.5	37-0	55	40	5	20	498
1995-96	15-0	16-45-.356	10-25-.400	5-9-.556	47-3.1	8-7	15-1.0	22-1	16	12	0	5	139
1994-95	15-0	6-18-.333	6-15-.400	2-2-1.00	20-1.3	2-6	8-0.5	7-0	6	6	1	2	60
CAREER	46-16	86-209-.411	42-111-.378	45-66-.682	259-5.6	16-47	63-1.4	66-1	77	58	6	27	697

### NCAA TOURNAMENT STATISTICS

YEAR	GAMES STARTS	FG-FGA PERCENTAGE	3PT-3PT ATT PERCENTAGE	FT-FTA PERCENTAGE	POINTS AVERAGE	OFF DEF REBOUNDS	REBOUNDS AVERAGE	FOULS DO'S	ASSISTS	TURN OVERS	BLOCKS	STEALS	MINUTES
1996-97	1-1	2-8-.250	1-5-.200	1-1-1.00	6-6.0	0-2	2-2.0	5-1	3	6	1	1	25
1995-96	1-0	1-2-.500	1-1-1.00	0-1-.000	3-3.0	1-0	1-1.0	0-0	0	0	0	0	5
1994-95	2-0	0-2-.000	0-1-.000	0-0-.000	0-0	0-0	0-0	0-0	0	0	0	0	2
Career	4-1	3-12-.250	2-7-.286	1-2-.500	9-2.3	1-2	3-0.8	5-1	3	6	1	1	32


well versus the Tar Heels in the quarterfinal round of the ACC Tournament...Scored four points in the final 1:30 of the first half to help keep the Terps within a comfortable margin going into the break...Maryland recovered from the seven point half-time deficit to tie the game and send it into overtime...Scored another big three-pointer late in the first half at Duke to help the Terps to victory for the first time in Durham since the 1988 season...He banked in a three-pointer with 3:30 remaining in the first half to tie the contest at 39; the Terps eventually won the game by two, 94-92, on a Joe Smith tip-in at the final buzzer...Was also big from beyond the three point arc versus Virginia in Cole Field House...Drilled a three from the right side to give the Terps a 53-49 lead with 8:58 remaining...Though the Cavaliers would tie the contest less than a minute later, they were not able to regain the lead and the Terps won the nationally televised ESPN contest, 71-62...A first half three-pointer at Florida State gave Maryland a four point lead, 27-23, in a 70-57 Terp victory...His three point shot helped give Maryland a three-point lead in Tallahassee...Scored in double figures three times and played in double figure minutes seven times.

#### At Solanco:

Came to the United States in 1993 and was a starter for one year at shooting guard...A First Team All-Lancaster County selection...Averaged 20.5 points, 7.3 rebounds and 4.2 assists while shooting 47 percent from the field and 38 percent from three-point range...Selected as the Most Valuable Player of the Mid-State Roundball All-Star Classic during which he scored 20 points...The Mid-State All-Star Classic matches all-stars from Pennsylvania and Maryland similar to the "Big 33" high school football game...Named the MVP in the War of the Roses All-Star game which pitted the top players from Lancaster and York counties...Guided Solanco to a 21-4 record and into the state playoffs...Scored season highs of 32 points and 12 rebounds in a regular season game versus Manheim (Pa.) Central...Scored a near quadruple double with 21 points, 10 rebounds, 10 assists and six steals in his first ever game at Solanco...Ranked among the top ten scorers and three point shooters in the conference...Played for Head Coach Don Fisher at Solanco.

#### Personal:

Born March 5, 1975...His full name is Sarunas Jasikevicius.



# #11

# Matt Kovarik

**Guard**

**Ht. 6-4**

**Wt. 196**

**HIGH SCHOOL:**

Grimsley, Greensboro,  
North Carolina  
(Robin Lincks)

**BIRTHDATE:**

January 24, 1975  
(Mayfield Heights,  
Ohio)



# senior





## OnKovarik:

The most experienced returning player in the ACC in terms of career games played, 97, entering the 1997-98 season...Started Maryland's 1997 NCAA tournament game versus the College of Charleston and recorded three assists and three rebounds in 19 minutes ...Will be counted on to provide valuable leadership both on and off the court... Has exceeded all expectations during his career in College Park...Among the top guards returning to play in the ACC for his fifth, redshirt senior, season...Averaged a career-high 12.8 minutes per game as a redshirt junior - more than double what he averaged as a sophomore and 3.5 minutes per game more than he averaged as a freshman...Became a regular in the Terps' rotation last season for the first time since a short stretch his freshman season...At 6-foot-5 and 195 pounds, his size has enabled Head Coach Gary Williams to use him at shooting guard and small forward as well as his natural position, point guard...Head Coach Gary Williams on Kovarik: "He's really versatile. He's like having a great utility infielder."...On sitting all but 14 minutes of the 1996 season - "I learned a lot not playing. I got to see what Coach Williams wants and doesn't want...Coach Williams said during the 1996-97 season: "I think Matt has become one of the better defensive guards in the ACC."...Averages 3.3 points, 1.3 assists and 16.3 minutes per game in three career starts.

### As a Redshirt Junior:

Competed during 1996-97 as a redshirt junior after being granted a medical redshirt for the 1995-96 season...Played in a career-high 32 games while starting one...His one start came versus the College of Charleston in the first round of the NCAA Tournament...Established career-bests in points scored, 64, rebounds, 58, assists, 41, steals, 18 and minutes played, 410...Also established a single season career-best for field goal shooting at .431...A career-best 22 field goals made and a career-best tying 19 free throws made...Enjoyed his career-best assist to turnover ratio of 1.46:1...An even better A:TO ratio in ACC games with 22 assists and only 11 turnovers for a 2:1 ratio... Played a career-high 23 minutes versus both N.C. State and Florida State - his previous career-best was 20 minutes versus Morgan State as a freshman...Also played a career-high 24



Matt Kovarik with Assistant Dean of the Business School Jo Schram.



## SignatureGame

*Kovarik scored seven points on a perfect two-of-two shooting from both the field and the free throw line as Maryland defeated Lafayette, 108-67, on December 23, 1996. Kovarik also hit one shot from the three-point arc and had one steal.*



double figure minute games - more than his first two seasons combined...Did not commit a turnover in seven of 16 ACC games and did not commit a turnover in 13 of his total 32 games played...Career-high 23 minutes played versus N.C. State and Florida State at home - both were Terp victories...Enjoyed a stellar nine game stretch, 116 minutes from December 23 through January 19 when he committed only 10 turnovers...Tied his career-high of four assists in a game against Penn on January 21...Played 15 minutes and scored two points, grabbed two rebounds and dished off four assists as the Terps recovered from a 22-point deficit at North Carolina...Played nearly eight minutes during the second half when the Terps mounted their incredible second-half comeback...Entered the game during the second half as a replacement at the point for Terrell Stokes with 8:52 remaining and the Terps down by six points, 68-62...Maryland continued its comeback with Kovarik in the lineup and when he was replaced by Sarunas Jasikevicius with 2:06 remaining in the game, the Terps were ahead by six points...A Kovarik lay-up with 3:07 remaining gave Maryland a 76-70 lead - North Carolina scored only 75 points as Maryland gained the victory...Three assists in the second half comeback versus North Carolina...Was a spark-plug versus N.C. State as the Terps won in Raleigh...Scored what proved to be the game winning basket on a lay-up with 8:50 remaining in the second half to give Maryland a 43-42 lead...The basket began a decisive 11-1 run which N.C. State never recovered from as the Terps won the game, 69-58...The lay-up was his only basket of the game to go along with three assists...The victory over N.C. State coupled with the Terps amazing come-from-behind victory at North Carolina only four days earlier gave Maryland victories over the Tar

Heels and the Wolfpack on Tobacco Road in the same week for the first time in school history...Hit a career-best six-of-six free throws and scored a season-high eight points versus Penn in the Baltimore Arena on January 21...Also tied his career-high of four assists versus the Quakers...Scored seven points versus Lafayette just before Christmas on a perfect shooting night in Cole Field House...Shot a perfect two-of-two from the field (including one-of-one from three-point range) and was two-of-two from the free throw line as Maryland defeated the Leopards...An ACC season high of five points at Georgia Tech as the Terps won in Atlanta for the second time during Kovarik's career...A fifteen foot jumper with just over five minutes remaining in the first half allowed the Terps to extend the lead to four points and second half lay-up gave the Terps a 10 point lead which was the straw that broke the Yellow Jackets stinger in the contest...Three steals versus Hawaii in the Rainbow Classic established a career-best...A career ACC Tournament best four points versus N.C. State on two-of-three shooting from the field...Closed the season in a giving mood with nine assists in the last four games, three versus Virginia, three versus Clemson in the ACC Tournament and three versus Charleston in the NCAA Tournament...The three assists versus Clemson established a personal ACC Tournament best and the three versus Charleston establish an NCAA Tournament career-best.

### **As a Junior:**

Granted a medical redshirt after suffering a stress fracture of the tibia in his right leg during pre-season conditioning which did not heal until well into the season...The fracture healed satisfactorily during the season, but because of the threat of further fracture, he was advised against extended running and jumping...Spent his redshirt season learning the game from the perspective of the coaching staff and will use those experiences to be a leader both on and off the court...Played in five games as a reserve and played a total of 14 minutes...Scored two points from the line versus Massachusetts on

December 2...Hit both ends of a one-and-one situation to give the Terps a 44-43 lead with 6:37 remaining in the game...Had three assists in only eight minutes of play versus Towson State...One rebound versus Towson State and Massachusetts...

### **As a Sophomore:**

A valuable and dependable member of the Terps' backcourt who appeared in a career-high 31 games...Earned his second career start versus Towson State in Cole Field House and helped Maryland to a 120-73 victory...Played a season high 16 minutes and scored a season high four points...Was perfect on two free throws and had one assist in the victory...Played well offensively versus Morgan State as he helped Maryland score a school record 138 points...Against Morgan, he grabbed a season high four rebounds and dished out a career high tying four assists...Scored two points and grabbed one rebound versus La Salle as the Terps won in College Park...Scored an ACC season high of three points versus N.C. State as the Terps defeated the Wolfpack at home...Hit his only three-point shot of the year in that game...Three rebounds and one assist in eight minutes came at Duke in a game shown nationally on ESPN...Played four minutes versus Florida State in the Terps' opening round victory over the Seminoles in the ACC Tournament...Scored one point on a crucial free throw in the first half...His free throw with 2:06 remaining in the first half was the final score of the half and brought Maryland back to within four after having been down by as many as ten...Played strong defense for four of the final five minutes of the first half and helped Maryland outscore Florida State 8-6 to close the gap...The Terps outscored the Seminoles in the second half and won the contest, 71-64... Played well in the ACC semifinal with two assists in three minutes...Played well in all three of Maryland's NCAA



# GameStats

## MATT KOVARIK'S 1996-97 GAME BY GAME STATISTICS

GAME	S	FG-FGA	3PT-3PTA	FT-FTA	PTS	OR-TR	PF	ASST	TO	BLK	STL	MIN
Howard		1-2	0-0	1-2	3	1-5	1	2	2	0	0	12
Towson State		2-3	0-0	0-0	4	0-0	1	0	0	0	2	12
Chicago State		0-3	0-0	3-4	3	1-3	4	3	1	0	0	14
UMBC		1-1	0-0	0-0	2	0-2	0	0	1	0	0	9
California		0-1	0-0	0-0	0	0-0	0	0	0	0	0	9
Geo. Washington		0-0	0-0	2-2	2	0-0	1	0	0	0	0	4
Georgia Tech		0-0	0-0	0-0	0	0-0	0	1	0	0	0	8
American		1-2	0-0	0-0	2	1-3	2	1	4	0	0	12
Lafayette		2-2	1-1	2-2	7	1-2	0	0	0	0	2	11
Pittsburgh		0-0	0-0	0-1	0	0-1	0	1	1	0	1	7
Hawaii		1-1	0-0	0-0	2	0-0	0	1	1	0	3	7
Georgia		0-0	0-0	0-1	0	0-3	1	0	1	0	1	13
Virginia		1-1	0-0	0-0	2	0-1	1	3	1	0	1	15
North Carolina		1-3	0-0	0-1	2	1-2	1	4	1	0	1	15
N.C. State		1-2	0-0	0-0	2	1-2	0	3	1	0	1	23
Clemson		1-2	0-0	0-0	2	0-1	1	0	2	0	2	12
Wake Forest		1-2	0-0	0-0	2	0-2	0	2	2	0	0	13
Penn		1-3	0-1	6-6	8	0-2	2	4	0	0	0	16
Duke		0-0	0-0	0-0	0	0-0	1	1	1	0	0	10
Florida State		0-3	0-0	0-0	0	3-3	1	0	1	0	1	8
Wake Forest		1-3	0-0	0-0	2	2-3	5	1	0	0	1	15
N.C. State		1-1	0-0	0-0	2	0-1	0	0	0	0	0	9
Clemson		0-1	0-0	0-0	0	0-0	4	0	1	0	0	11
Florida State		1-2	0-1	2-4	4	2-4	2	2	0	0	0	23
Massachusetts		0-0	0-0	0-0	0	1-1	2	1	0	0	0	11
Georgia Tech		2-3	0-0	1-2	5	3-5	1	2	0	0	1	17
North Carolina		0-3	0-1	0-2	0	0-1	2	0	0	0	0	17
Duke		1-2	0-0	0-0	2	0-1	4	0	1	0	0	15
Virginia		0-1	0-0	2-2	2	1-3	3	3	0	0	0	11
Clemson (ACC)		0-0	0-0	0-0	0	0-3	1	3	1	0	0	18
N.C. State (ACC)		2-3	0-1	0-0	4	1-1	5	0	2	0	1	14
Charleston (NCAA) S		0-1	0-1	0-0	0	2-3	2	3	3	0	0	19

## 1994-95 GAME BY GAME STATISTICS

GAME	S	FG-FGA	3PT-3PTA	FT-FTA	PTS	OR-TR	PF	ASST	TO	BLK	STL	MIN
Chaminade		0-0	0-0	0-1	0	0-0	0	1	1	0	0	5
Utah		0-0	0-0	0-0	0	0-0	0	1	0	0	0	2
Arizona State		1-2	0-1	0-0	2	0-0	1	0	1	0	0	3
Loyola		0-1	0-0	0-0	0	1-1	1	0	0	0	0	5
Bucknell		0-0	0-0	1-2	1	0-1	3	2	2	0	1	12
UMBC		0-0	0-0	0-0	0	0-1	0	2	0	0	0	8
Colgate		0-0	0-0	1-2	1	0-2	0	1	2	0	0	9
Massachusetts		0-0	0-0	0-0	0	0-0	1	0	1	1	0	2
Towson State	S	1-5	0-2	2-2	4	1-4	2	1	0	0	0	16
Morgan State		0-2	0-0	1-1	1	1-4	1	4	0	0	0	11
La Salle		1-1	0-0	0-0	2	1-1	0	0	0	0	0	2
American		0-1	0-0	0-0	0	0-0	1	0	0	0	0	2
North Carolina		0-0	0-0	0-0	0	0-0	1	1	1	0	0	3
Wake Forest		0-0	0-0	0-0	0	0-0	0	0	0	0	0	2
N.C. State		0-0	0-0	0-0	0	0-0	0	0	0	0	0	2
Duke		0-0	0-0	0-0	0	0-0	0	2	0	0	0	4
Virginia		0-0	0-0	0-0	0	0-1	1	1	0	0	0	5
Georgia Tech		0-0	0-0	0-0	0	0-0	3	0	1	0	0	9
North Carolina		0-0	0-0	0-0	0	0-0	2	0	1	0	0	4
Florida State		0-0	0-0	0-0	0	1-1	1	2	0	0	1	6
Wake Forest		0-2	0-1	0-0	0	1-2	1	0	0	0	1	9
Cincinnati		0-0	0-0	0-0	0	0-2	1	2	0	0	0	5
N.C. State		1-1	1-1	0-0	3	0-0	0	1	2	0	2	10
Clemson		0-0	0-0	1-2	1	0-0	1	0	0	0	0	9
Duke		0-0	0-0	2-2	2	1-3	1	1	2	0	0	8
Virginia		0-0	0-0	0-0	0	0-0	3	1	1	0	0	6
Florida State (ACC)0-0		0-0	1-2	1	0-0	0	0	3	0	1	4	4
North Carolina (ACC)		0-0	0-0	0-0	0	0-0	1	2	0	0	0	3
Gonzaga (NCAA)		1-1	0-0	0-0	2	0-1	3	0	1	0	0	11
Texas (NCAA)		0-0	0-0	2-2	2	0-1	3	1	2	0	0	11
Connecticut (NCAA)		0-0	0-0	0-0	0	0-1	3	1	0	0	0	4

## 1995-96 GAME BY GAME STATISTICS

GAME	S	FG-FGA	3PT-3PTA	FT-FTA	PTS	OR-TR	PF	ASST	TO	BLK	STL	MIN
Kentucky		0-0	0-0	0-0	0	0-0	1	0	0	0	0	2
Towson State		0-0	0-0	0-2	0	0-1	1	3	1	0	0	8
Massachusetts		0-0	0-0	2-2	2	0-1	0	0	0	0	0	2
Geo. Washington		0-0	0-0	0-0	0	0-0	1	0	0	0	0	1
UCLA		0-0	0-0	0-0	0	0-0	0	0	0	0	0	1

## GAME BY GAME STATISTICS

GAME	S	FG-FGA	3PT-3PTA	FT-FTA	PTS	OR-TR	PF	ASST	TO	BLK	STL	MIN
Georgetown		0-0	0-0	0-0	0	0-0	1	0	0	0	0	2
Cornell		2-2	0-0	4-4	8	1-3	1	1	0	0	1	19
Rider		1-1	0-0	0-0	2	1-1	3	3	3	0	0	15
UMBC		1-2	0-1	0-0	2	0-1	0	0	1	0	1	8
Morgan State		3-4	0-0	3-3	9	2-7	0	3	3	0	1	20
Oklahoma		0-0	0-0	0-0	0	0-1	2	1	0	0	1	11
Towson State		0-3	0-1	0-0	0	1-1	0	3	1	0	0	10
Hofstra	S	3-3	0-0	0-0	6	0-0	5	0	2	0	1	14
Massachusetts		2-2	1-1	0-0	5	0-0	2	2	2	0	1	9
Georgia Tech		1-1	0-0	0-1	2	0-0	0	0	1	0	1	6
North Carolina		0-0	0-0	1-2	1	0-2	1	1	1	0	1	7
Florida State		1-2	0-0	0-0	2	2-3	2	1	1	0	1	12
Wake Forest		1-2	1-2	2-2	5	0-1	2	1	0	0	1	12
N.C. State		0-1	0-0	2-2	2	1-1	2	3	1	0	0	10
Clemson		1-4	0-0	3-4	5	0-2	1	0	1	0	0	15
Duke		0-1	0-0	0-0	0	0-0	3	0	0	0	0	6
Virginia		0-1	0-0	0-0	0	0-0	0	0	2	0	0	6
Ga. Tech		0-0	0-0	0-0	0	0-0	1	0	0	0	0	4
N. Carolina		0-2	0-2	0-0	0	1-2	2	0	2	0	1	5
Florida State		0-0	0-0	0-0	0	0-0	1	0	0	0	0	4
Wake Forest		0-1	0-0	3-4	3	1-3	1	4	0	0	2	13
Loyola		0-0	0-0	1-2	1	0-0	2	2	1	0	0	10
N.C. State		0-1	0-0	0-0	0	0-1	1	0	0	0	0	4
Clemson		0-0	0-0	0-0	0	0-0	0	0	0	0	1	1
Duke		0-0	0-0	0-0	0	0-0	0	1	0	0	0	5
Virginia		0-1	0-0	0-0	0	1-1	0	2	0	0	1	11
Virginia (ACC)		0-2	0-1	0-0	0	1-2	0	1	0	0	1	5
St. Louis (NCAA)		0-2	0-0	0-0	0	0-1	2	1	1	0	0	6
Massachu (NCAA)		0-0	0-0	0-0	0	0-0	0	1	0	0	0	3



## SignatureGame

*Kovarik scored a career-high eight points versus Penn on January 21, 1997 in a game played at the Baltimore Arena. He shot a perfect six-of-six from the free throw line and had four assists in 16 minutes of playing time.*

Tournament games...Scored two points versus both Gonzaga and Texas and played four strong minutes versus Connecticut in the West Regional Semifinal game...Dished out multiple assists in a career high eight games...Averaged 7.1 minutes per game over the final 10 games of the season - up from his 6.4 minutes per game season long average.

### As a Freshman:

Earned Honorable Mention All-ACC Freshman Team Honors as he averaged 1.8 points and 1.4 rebounds while playing in 29 games...Started one game, Hofstra, while coming off the bench to appear in 28 others...Was the only player on the team outside of the starting five to start any games...His first career start came in the Terps' victory over Hofstra in the first round of the Abdow's Hall of Fame Classic in Springfield...He responded with six points and one steal in 14 minutes of play...His biggest basket of the season, a three pointer, came versus Wake Forest as he returned to play in front of his family and friends for the first time since high school...He calmly drained the three-pointer from the top of the key with 2:30 remaining in the first half...His clutch basket drew Maryland within two points at 20-18...The basket spurred the Terps' offense, as it went on to outscore Wake 43-38 over the remainder of the game to gain the important, 61-58, ACC victory on the road...Scored a career high nine points and grabbed a career high seven rebounds as Maryland defeated Morgan State in Cole Field House...Established a personal career best with five offensive rebounds and also dished off three assists...Scored a crucial basket during the second half of Maryland's ACC season opener at Georgia Tech...Scored a lay-up and was fouled on the play to extend the Terps' lead to seven, 78-71, with 4:50 remaining...Maryland went on to win the game, 91-88, for its first victory versus Georgia Tech in Atlanta since the 1980 season...Was perfect from the field in both games of the Hall of Fame Classic as he hit all five of his shots from the field during the two day event as he scored a total of 11 points...His 79.2 percent free throw accuracy was the best on the team...He hit his first seven free throw shots of the season and was 11 of 15 from the line in ACC competition...Played 253 minutes, an average of 8.7 per game.

### At Grimsley:

Was a First-Team All-State selection and the County Player of the Year following his senior season...Was a First-Team All-County and First-Team All-Conference selection as both a junior and senior...Averaged 19.7 points, 4.8 rebounds and 3.2 steals per game as a senior...Shot 51.1 percent from the field including 39.0 percent from three-point range...Led Grimsley to a 21-7 record his senior season and a 20-7 mark his junior year...Was a three-year starter at point guard...His high school coach was Robin Lincks.

### Personal:

Born January 24, 1975...His full name is Matthew George Kovarik.

## CareerHighs

PTS	.....9	.....vs. Morgan State (12-4-93)
FGM	.....3	.....vs. Morgan State (12-4-93) vs. Hofstra (12-28-93)
FGA	.....5	.....vs. Towson State (12-12-94)
FG%	.....1.00	.....vs. 13 teams (last vs. N.C. State, 2-5-97)
3FGM	.....1	.....vs. four teams (last vs. Lafayette, 12-23-96)
3FGA	.....2	.....at Wake Forest (1-15-94) vs. Towson State (12-12-94)
3FG%	.....1.00	.....vs. three teams (last vs. Lafayette, 12-23-96)
FTM	.....6	.....vs. Penn (1-21-97)
FTA	.....6	.....vs. Penn (1-21-97)
FT%	.....1.00	.....vs. nine teams (last at Virginia, 3-2-97)
OR	.....3	.....at Florida State (1-29-97)
DR	.....5	.....vs. Morgan State (12-4-94)
REBS	.....7	.....vs. Morgan State (12-4-94)
AST	.....4	.....vs. Morgan State (12-23-94)
BLK	.....1	.....vs. Massachusetts (12-20-94) vs. Florida State (2-22-95)
STL	.....3	.....vs. Hawaii (12-28-96)
MIN	.....23	.....at N.C. State (1-12-97) vs. Florida State (2-13-97)





**MATT KOVARIK'S STATISTICS VS. ACC TEAMS**

TEAM	GAMES STARTS	FG-FGA PERCENTAGE	3PT-3PT ATT PERCENTAGE	FT-FTA PERCENTAGE	POINTS AVERAGE	OFF DEF REBOUNDS	REBOUNDS AVERAGE	FOULS DO'S	ASSISTS	TURN OVERS	BLOCKS	STEALS	MINUTES
Clemson	5-0	2-7-.286	0-0-.000	4-6-.667	8-1.6	0-6	6-1.2	8-0	3	5	0	3	66
Duke	6-0	1-3-.333	0-0-.000	2-2-1.00	4-0.7	1-4	5-0.8	6-0	5	3	0	0	48
Florida State	5-0	2-7-.286	0-2-.000	3-6-.500	7-1.4	8-3	11-2.2	4-0	5	5	0	4	53
Georgia Tech	5-0	3-6-.500	0-0-.000	1-3-.333	7-1.4	3-3	6-1.2	3-0	3	1	0	2	36
North Carolina	7-0	1-8-.125	0-3-.000	1-4-.250	3-0.4	2-5	7-1.0	8-0	9	5	0	3	54
N.C. State	7-0	5-8-.625	0-1-.000	1-2-.500	11-1.6	3-2	5-0.7	8-1	7	6	0	4	72
Virginia	7-0	1-5-.200	0-0-.000	2-2-1.00	4-0.6	2-4	6-0.9	10-0	10	4	0	2	58
Wake Forest	6-0	3-10-.300	1-3-.333	5-6-.833	12-2.0	4-7	11-1.8	8-0	7	2	0	5	64

**ALL GAMES**

TEAM	GAMES STARTS	FG-FGA PERCENTAGE	3PT-3PT ATT PERCENTAGE	FT-FTA PERCENTAGE	POINTS AVERAGE	OFF DEF REBOUNDS	REBOUNDS AVERAGE	FOULS DO'S	ASSISTS	TURN OVERS	BLOCKS	STEALS	MINUTES
1996-97	32-1	22-51-.431	1-7-.143	19-28-.679	64-2.0	21-37	58-1.8	48-2	41	28	0	18	410
1995-96	5-0	0-0-.000	0-0-.000	2-4-.500	2-0.4	0-2	2-0.4	3-0	3	1	0	0	14
1994-95	31-1	5-16-.313	1-5-.200	11-17-.647	22-0.7	7-20	27-0.9	35-0	27	21	1	6	192
1993-94	29-1	16-38-.421	2-8-.250	19-24-.792	53-1.8	18-23	41-1.4	35-1	31	23	0	16	253
CAREER	97-3	43-105-.410	4-20-.2000	51-73-.699	1411.5	46-82	128-1.3	121-3	102	73	1	40	942

**ACC STATISTICS**

TEAM	GAMES STARTS	FG-FGA PERCENTAGE	3PT-3PT ATT PERCENTAGE	FT-FTA PERCENTAGE	POINTS AVERAGE	OFF DEF REBOUNDS	REBOUNDS AVERAGE	FOULS DO'S	ASSISTS	TURN OVERS	BLOCKS	STEALS	MINUTES
1996-97	16-0	46-97-.474	0-3-.000	5-10-.500	27-1.7	13-16	29-1.8	26-1	22	11	0	8	222
1995-96	DNP-INJ												
1994-95	13-0	1-3-.333	1-2-.500	3-4-.750	6-0.5	3-5	8-0.5	14-0	9	8	0	4	77
1993-94	16-0	4-17-.235	1-4-.250	11-15-.733	20-1.3	6-10	16-1.0	17-0	13	9	0	9	121
CAREER	45-0	51-117-.435	2-9-.222	19-29-.655	53-2	22-31	53-1.2	57-1	46	28	0	21	420

**NCAA TOURNAMENT STATISTICS**

TEAM	GAMES STARTS	FG-FGA PERCENTAGE	3PT-3PT ATT PERCENTAGE	FT-FTA PERCENTAGE	POINTS AVERAGE	OFF DEF REBOUNDS	REBOUNDS AVERAGE	FOULS DO'S	ASSISTS	TURN OVERS	BLOCKS	STEALS	MINUTES
1996-97	1-1	0-1-.000	0-1-.000	0-0-.000	0-0.0	2-1	3-3.0	2-0	3	3	0	0	19
1995-96	DNP-INJ												
1994-95	3-0	1-1-1.00	0-0-.000	2-2-1.00	4-1.3	0-3	3-1.0	9-0	2	3	0	0	26
1993-94	2-0	0-2-.000	0-0-.000	0-0-.000	0-0.0	0-0	0-0.0	2-0	2	1	0	0	9
CAREER	6-1	1-4-.250	0-1-.000	2-2-1.00	4-0.7	2-4	6-1.0	13-0	7	7	0	0	54



# #3

# Laron Profit

**Guard/Forward**

**Ht. 6-5**

**Wt. 194**

**HIGH SCHOOL:**

Caesar Rodney,  
Dover, Delaware (Jeff  
Savage)

**BIRTHDATE:**

August 5, 1977  
(Charleston, S.C.)



junior





## OnProfit:

An All-Atlantic Coast Conference candidate...A Third-Team All-ACC selection as a sophomore who is destined for stardom as an upperclassman...Was one of only five sophomores named to one of the first three All-ACC teams in 1996-97...Only the ninth sophomore in Maryland history to earn All-ACC honors on either the first, second or third team...Joins the likes of Joe Smith, Buck Williams, John Lucas, Len Elmore, and Tom McMillen as Maryland players to have been so honored...Of the eight previous Maryland sophomores who earned All-ACC mention, six have been first round NBA selections with two (Smith and Lucas) earning the distinction of being the first overall pick in the draft...Is a two-time All-ACC selection with Honorable Mention All-Freshman team honors coming follow-



Laron Profit with Assistant Dean of Undergraduate Studies Dr. Javaune Adams-Gaston.

ing his inaugural collegiate season and Third-Team All-ACC honors following his sophomore season... Finished his second season as one of only three ACC players to place in the top-15 in the statistical categories of scoring (13.8 ppg, T14th), field goal percentage (.475%, 5th) and steals (2.0 spg, T3rd)...He was joined by only Keith Booth of Maryland and James Collins of Florida State among the ACC leaders in those categories...Made a career-high 35 three-point shots during the 1996-97 season, which ranks as the third best all-time single season effort by a Maryland sophomore...His 57 steals during his second season is tied for the third best ever single-season effort by a Terp sophomore...Invited to try-out for the United States men's national team, a competition which was held last August...Marks the second time during his career that he has competed on the national or international level...Was the leading scorer on the 1996 United States team which competed in the 19th William Jones Cup International Tournament in Taipei, Taiwan...Led the team in scoring with a 12.7 points per game average and was also the team leader with a 2.3 steals per game average...The U.S. Team was coached by Wake Forest Assistant Coach Ernie Nestor and finished with an 8-2 record in the round-robin event...Profit scored a team high 127 points during the 10 game event...Scored an international personal best of 21 in an 89-67 U.S. victory over South Korea.



## SignatureGame

*Profit scored a career-high 24 points, had five rebounds, two assists, two blocked shots and one steal as Maryland defeated California, 80-64, in the first round of the Franklin National Bank on December 7, 1996. He hit 10-of-14 shots from the field including a career-high tying four-of-five shots from three-point range during the contest.*



### As a Sophomore:

A Third-Team All-ACC selection... Averaged a career-high 12.9 points (second on the team) and a career-high 5.3 rebounds (fourth on the team) while shooting 47.5 percent from the field (third on the team)...Hit one of the biggest shots in the history of Maryland basketball, a buzzer-beating three-pointer, to propel the Terps past then No. 2 and undefeated Wake Forest, 54-51, on January 19...Profit took a pass from former Terp All-American Keith Booth and drilled the winning shot from just in front of the Maryland bench...Profit's heroics came as National Player of the Year Tim Duncan and the Wake defense converged on Booth in the lane...Booth had his drive to the basket cut off by the Deacons' Ricky Peral as the clock ticked to about four seconds and the senior then passed the ball to Profit on the right wing...Profit then nailed the basket as the red light came on and the buzzer went off..."That's what it's all about. This team has tremendous character. The guys on this team have hearts as big as any. Guys on this team don't care about credit of glory, but who gets the win in the end," Profit would say in the locker room after the shot and the victory...Maryland jumped to the No. 7 ranking in the nation in the Associated Press Poll which was released the day after the victory...Instrumental in helping the Terps recover from a 22-point deficit to shock North Carolina, 85-75, in Chapel Hill...Scored 11 points, including the go-ahead basket, grabbed four rebounds, blocked a shot and made an important steal in the final 6:41 of the game to lead Maryland to its largest ever second half comeback in school history...Profit's statistics in the final part of the game were magnified because missed his first seven shots of the game and was relegated to the bench for most of the second half by Head Coach Gary Williams...Maryland trailed 68-67 when Profit re-entered the contest and what ensued was maybe his best stretch of basketball during his entire sophomore season...A minute after re-entering, he dove on the floor

for a steal, dribbled down the court and made a leaning finger roll to give the Terps a 69-68 lead...After a North Carolina miss, he nailed a three-pointer from the baseline to put the Terps up 72-68...With Maryland leading, 79-75, Profit made a lay-up, blocked a shot and made two free throws..."I stopped thinking about what was going on with me personally. I tried to block out the crowd and the atmosphere. I just tried to play basketball," he would say after the historic victory...Maryland outscored North Carolina, 41-9, over the final 13:59 to gain the victory...Named to the All-Tournament team at the Franklin National Bank Classic as he averaged 14.0 points, five rebounds, three assists and 1.5 blocks per game as the Terps convincingly defeated California and then No. 25 George Washington to claim the tournament championship...Scored a career-high 24 points versus California in the first round...His statistical line versus California was completed with five rebounds, three assists, two blocked shots and one steal...Scored his career high of four three-point shots versus California, which would earn a No. 5 seed in the NCAA Tournament and advance to the "Sweet 16"...It was Profit's three-point shot that ignited a 26-8 run that helped push the Terps' 40-36 half-time lead to 66-48 with 7:43 remaining...He scored 13 of Maryland's 26 points during the game-winning run...Profit began the game with a hot hand as he hit his first five field goal attempts with three coming from beyond the three-point arc...The first two three-pointers came from nearly the same spot, about 20 feet out on the right wing...The third in the sequence came from a similar distance but from the left wing...He would later tie his career-best point total versus Virginia on March 2...His 24 points versus Virginia in Charlottesville ranks as his top scoring effort on an opponents' home court...Opened the ACC schedule on fire as he hit seven of eight shots from the field to score 18 points as the Terps defeated Georgia Tech...An 11-game stretch of double figure scoring began versus Georgia Tech and ran through the Terps victory over Wake Forest on January 19...Led the team in scoring with 16 points as the Terps defeated Duke in Cole Field House, 74-70, on January 26...Scored the game-tying and game-winning baskets in spectacular fashion...Took an alley-oop pass from guard Sarunas Jasikevicius and dunked to tie the game at 66...Less than one minute later Profit skied for a Jasikevicius pass that seemed to be thrown too high for the athletic forward to get to...In a play resembling Grant Hill of Duke versus Kansas in the 1991 NCAA Championship game, Profit soared over the Blue Devils' Carman Wallace and with one hand dunked the ball to give Maryland a 68-66 lead and sent the Cole faithful into a

frenzy...Following the Terps victory over Duke, Maryland rose to No. 5 in the AP Poll...Scored 20 points as the Terps defeated N.C. State in College Park and 21 versus UMass as Maryland traveled to Worcester to play the Minutemen...On fire versus the College of Charleston in the first half of Maryland's NCAA Tournament game...Scored a team-high 14 first half points on five-of-eight shooting from the field including four-of-six from beyond the three-point line...Hit an NBA-distance three as the first half came to a close to tie the contest at 33 which brought the Terps back from a nine point deficit...His career high of 12 rebounds (to compliment 13 points) came versus Chicago State on December 2.



# GameStats

## LARON PROFIT'S 1996-97 GAME BY GAME STATISTICS

GAME	S	FG-FGA	3PT-3PTA	FT-FTA	PTS	OR-TR	PF	ASST	TO	BLK	STL	MIN
Howard	S	6-11	2-4	0-0	14	0-4	1	2	1	0	4	27
Towson State	S	3-6	0-1	0-1	6	1-4	3	1	3	1	0	21
Chicago State	S	5-12	0-4	3-6	13	1-12	2	3	2	0	2	28
UMBC	S	5-10	0-2	3-4	13	1-4	3	6	4	2	5	33
California		10-14	4-5	0-0	24	0-5	2	3	2	2	1	30
Geo. Washington	S	2-6	0-2	0-0	4	1-5	5	3	2	1	1	31
Georgia Tech	S	7-6	2-3	2-3	18	0-2	3	4	3	0	2	33
American	S	5-12	1-3	2-2	13	0-6	2	3	2	0	2	36
Lafayette	S	4-8	3-5	2-4	13	0-5	0	5	2	0	3	23
Pittsburgh	S	4-8	2-3	3-4	13	0-5	1	4	3	2	4	35
Hawai	S	4-9	0-2	2-4	10	2-7	1	1	2	1	1	36
Georgia	S	5-13	0-2	1-6	11	2-8	5	0	1	1	0	38
Virginia	S	4-12	0-2	4-4	12	2-9	0	0	2	0	0	34
North Carolina	S	3-10	1-5	6-8	13	0-4	2	1	2	1	2	24
N.C. State	S	7-9	0-0	1-4	15	0-3	4	1	5	0	3	31
Clemson	S	7-16	0-5	0-1	14	3-5	2	2	3	1	7	36
Wake Forest	S	5-16	1-2	0-1	11	1-4	0	2	4	0	2	33
Penn	S	1-4	1-3	1-2	4	0-1	0	4	3	0	1	30
Duke	S	5-3	1-4	5-6	16	2-7	0	3	3	1	2	37
Florida State	S	2-4	1-2	0-0	5	1-6	2	3	7	0	2	32
Wake Forest	S	3-9	1-3	2-3	9	2-4	5	2	0	0	0	23
N.C. State	S	8-13	2-4	2-3	20	1-3	1	1	0	0	0	39
Clemson	S	6-12	2-4	2-0	14	1-6	4	6	4	0	1	36
Florida State	S	6-13	0-3	2-4	14	4-8	3	4	2	4	1	36
Massachusetts	S	8-12	1-4	4-6	21	1-5	3	1	2	0	4	37
Georgia Tech	S	5-12	0-1	2-2	12	1-6	2	4	3	1	2	36
North Carolina	S	5-14	1-3	0-0	11	2-4	1	1	2	1	0	34
Duke	S	3-10	2-4	4-4	12	3-9	3	1	3	0	1	34
Virginia	S	9-14	2-5	4-5	24	1-3	3	2	3	2	1	35
Clemson (ACC)	S	3-6	0-2	0-0	6	1-5	1	0	5	0	1	27
N.C. State (ACC)	S	4-6	1-1	2-4	11	2-8	2	4	4	0	1	34
Charleston (NCAA)		6-15	4-7	0-0	16	4-4	4	3	3	0	1	34

## LARON PROFIT'S 1995-96 GAME BY GAME STATISTICS

GAME	S	FG-FGA	3PT-3PTA	FT-FTA	PTS	OR-TR	PF	ASST	TO	BLK	STL	MIN
Kentucky		0-1	0-1	0-0	0	0-1	1	0	0	0	0	2
Towson State		0-0	0-0	0-0	0	0-0	0	0	0	0	0	1
Geo. Washington		4-6	1-2	1-2	10	3-6	1	3	4	0	0	19
Howard		0-2	0-0	3-4	3	0-1	0	1	3	0	3	11
UCLA		0-4	0-1	3-4	3	1-1	3	0	1	0	2	13
Rider		2-4	0-0	2-2	6	3-5	2	1	2	0	1	11
American		1-3	0-1	0-0	2	2-2	3	0	1	0	0	8
Md. Eastern Sh.		5-6	0-0	0-0	10	3-6	1	1	3	0	1	14
Georgia Tech		0-1	0-0	0-0	0	0-0	0	0	0	0	0	2
Wake Forest		1-1	0-0	0-0	2	1-3	3	1	1	0	1	15
Delaware St.		2-3	0-2	4-4	9	4-10	1	1	2	0	2	14
N.C. State		0-0	1-0	0-0	0	0-0	0	0	1	0	0	2
Duke		0-4	0-1	0-0	0	1-3	0	2	1	1	2	10
Virginia		0-1	0-1	0-0	0	0-1	1	1	0	0	0	9
Georgia Tech		3-5	0-2	2-2	9	2-3	1	5	1	0	4	18
North Carolina		2-4	1-1	0-0	4	0-0	1	0	1	0	0	9
Florida State		0-2	0-2	4-6	4	0-0	1	0	2	0	0	13
Wake Forest.		4-10	0-3	2-2	10	3-3	2	4	3	1	6	23
Missouri		1-2	0-1	0-0	2	0-0	0	1	2	0	2	16
N.C. State		5-8	0-1	0-1	11	0-0	2	5	3	0	2	20
Clemson		1-1	1-0	0-1	2	0-1	4	0	4	0	1	13
Duke		2-2	0-1	0-0	5	0-2	4	1	4	1	0	12
Virginia		2-7	1-3	2-3	6	2-4	1	0	3	1	1	18
Florida State		8-9	2-5	4-5	22	1-5	2	0	5	0	3	22
Duke (ACC)		5-7	4-6	5-6	19	0-3	1	2	4	0	4	28
Georgia Tech (ACC)		2-10	0-3	2-3	6	3-7	4	2	3	1	3	25
Santa Cl. (NCAA)		4-9	1-0	0-0	9	4-7	3	1	2	1	2	18



## Signature Game

*Profit tied his career high with 24 points, had two assists, two blocked shots and one steal in the 1996-97 season finale at Virginia on March 2, 1997. He shot nine-of-14 from the field and was four-of-five from the free throw line during the game.*

### As a Freshman:

An Honorable Mention All-ACC Freshman Team selection... Averaged 5.7 points and 2.7 rebounds while playing in 27 games... His 5.7 points per game was the best scoring average among the Terp freshman in 1995-96 and the sixth highest scoring average on the team... Averaged 19.5 minutes per game in the final 10 games of the season while scoring in double figures four times during the stretch run... He averaged only 10.1 minutes per game and scored in double figures only twice in his first 17 games... Opened the eyes of the nation versus NCAA Tournament participant George Washington with a 10 point, six rebound, three assist performance versus the Colonials in the second round of the Franklin National Bank/Children's Charities Classic... Played an early season high of 19 minutes in only his third collegiate game versus the Colonials... Grabbed a season-high 10 rebounds versus Delaware State to go along with nine points, five assists and four steals... Demonstrated the ability to handle the ball and direct the offense during an important three-game stretch, February 15-22, when he was asked to play both the point and shooting guard positions... Scored nine points, had five assists and four steals as Maryland defeated No. 25 Georgia Tech in Cole Field House on February 3... Played big versus No. 8 Wake Forest as he hit double figure scoring for the first time in his ACC career with 10 points and also dished out four assists... Was steady versus Missouri in 16 minutes with two steals and one assist... A week later, he scored 11 points and had five assists in 20 minutes of playing time as the Terps won at N.C. State... During the three-game stretch the Terps shot 55.0 percent from the field (10.1 percentage above Maryland's season percentage), averaged 22.0 assists (4.4 assists above the Terps' season average) and only 15.0 turnovers (five turnovers below the Terps' season average)... Was on fire in the regular season finale versus Florida State with a season-high 22 points and five rebounds... Shot a torrid eight-of-nine from the field (88.9 percent), was a perfect 2-2 (1.00 percent) from three-point range and a stellar four-of-five (80.0 percent) from the free throw line... Scored seven points during a 1:36 span as the Terps used a 10-2 run to recover from a 55-48 deficit to take a 58-57 lead which they did not relinquish... It was Profit's three-point shot that gave Maryland the lead, 58-57, and proved to be the game winning basket... Also in the game, he scored seven points in a 1:53 stretch of the first half that helped the Terps take a commanding 26-11 lead and scored seven more points in the final 2:24 of the half, including a three-pointer at the buzzer, to help the Terps to a seven point half-time lead... Played like anything but a freshman in his first ACC Tournament game versus Duke with a team high 19 points, four steals and a season-high 28 minutes as the Terps defeated the Blue Devils, 82-69 to advance to the tournament semifinals for the second consecutive season... Continued to be hot from the field as he shot five-of-seven (71.4 percent) from the floor and again a perfect four-of-four (1.00 percent) from the three-point arc... The 19-point performance is surpassed only by former Terp Lawrence Boston's 22 points in the 1978 ACC Tournament, as most points scored by a Terps' reserve in the ACC Tournament... His 19 points marked the second consecutive game he had led the Terps in scoring, the first time a freshman had led Maryland in scoring in back-to-back games since Joe Smith during the 1993-94 season... Had nine points and seven rebounds versus Santa Clara in his first NCAA Tournament game... Averaged 14.0 points, 5.5 rebounds, 3.0 assists and 23 minutes played in his final four games of the season...



### Career Highs

PTS .....24.....vs. California (12-8-96)  
at Virginia (3-2-97)  
FGM.....10.....vs. California (12-8-96)  
FGA.....16.....vs. Clemson (1-15-97)  
at Wake Forest (1-19-97)  
FG%.....1.00.....vs. three teams  
(last vs. Duke, 2-28-96)  
3FGM...4.....vs. Duke (3-8-96)  
vs. California (12-8-96)  
vs. Coll. of Charleston (3-13-97)  
3FGA...7.....vs. College of Charleston (3-13-97)  
3FG%...1.00.....vs. five teams  
(last vs. N.C. State, 3-8-97)  
FTM.....6.....at North Carolina (1-8-97)  
FTA.....8.....at North Carolina (1-8-97)  
FT%.....1.00.....vs. eight teams  
(last at Duke, 2-27-97)  
OR.....4.....vs. four teams  
(last vs. Coll. of Charleston, 3-13-97)  
DR.....11.....vs. Chicago State (12-2-96)  
REBS...12.....vs. Chicago State (12-2-97)  
AST.....6.....vs. UMBC (12-4-96)  
6 at Clemson (2-8-97)  
BLK....4.....vs. Florida State (2-13-97)  
STL....7.....vs. Clemson (1-15-97)  
MIN....39.....vs. N.C. State (2-5-97)



### LARON PROFIT'S STATISTICS VS. ACC TEAMS

TEAM	GAMES STARTS	FG-FGA PERCENTAGE	3PT-3PT ATT PERCENTAGE	FT-FTA PERCENTAGE	POINTS AVERAGE	OFF DEF REBOUNDS	REBOUNDS AVERAGE	FOULS OO'S	ASSISTS	TURN OVERS	BLOCKS	STEALS	MINUTES
Clemson	4-3	17-35-.485	2-11-.182	0-1-.000	36-9.0	5-12	17-4.3	9-0	8	16	1	10	112
Duke	5-2	13-31-.419	6-10-.600	10-14-.714	44-8.8	6-16	22-4.4	9-0	8	17	3	8	112
Florida State	4-2	16-28-.571	3-8-.375	10-15-.667	45-11.3	6-13	19-4.8	8-0	7	16	4	6	103
Georgia Tech	5-2	17-36-.472	3-7-.429	8-10-.800	45-9.0	6-12	18-3.6	10-0	13	10	2	11	14
North Carolina	3-2	10-28-.357	2-9-.222	6-8-.750	28-9.3	2-6	8-2.7	4-0	2	5	2	2	66
N.C. State	5-3	24-36-.667	4-6-.667	7-13-.538	51-10.2	3-11	14-2.8	9-0	11	13	1	11	126
Virginia	4-2	15-34-.441	2-11-.182	10-12-.833	42-10.5	5-12	17-4.3	5-0	3	7	3	2	96
Wake Forest	4-2	13-36-.361	1-7-.143	4-6-.667	32-8.0	7-7	14-3.5	10-1	9	8	1	9	94

### ALL GAMES

YEAR	GAMES STARTS	FG-FGA PERCENTAGE	3PT-3PT ATT PERCENTAGE	FT-FTA PERCENTAGE	POINTS AVERAGE	OFF DEF REBOUNDS	REBOUNDS AVERAGE	FOULS OO'S	ASSISTS	TURN OVERS	BLOCKS	STEALS	MINUTES
1996-97	32-30	160-337-.475	35-99-.354	57-91-.626	412-12.9	40-131	171-5.3	70-3	78	87	21	57	1,033
1995-96	27-0	54-112-.482	12-33-.364	34-45-.756	154-5.7	33-41	74-2.7	42-0	32	56	2	40	366
CAREER	59-30	214-449-.477	47-132-.356	91-136-.669	566-9.6	73-172	245-4.2	112-3	110	143	23	97	1,399

### ACC STATISTICS

YEAR	GAMES STARTS	FG-FGA PERCENTAGE	3PT-3PT ATT PERCENTAGE	FT-FTA PERCENTAGE	POINTS AVERAGE	OFF DEF REBOUNDS	REBOUNDS AVERAGE	FOULS OO'S	ASSISTS	TURN OVERS	BLOCKS	STEALS	MINUTES
1996-97	16-16	85-185-.460	16-49-.327	34-48-.708	220-13.8	24-59	83-5.2	35-1	35	46	11	26	533
1995-96	14-0	28-55-.509	5-17-.294	14-20-.700	75-5.4	10-15	25-1.8	22-0	19	29	4	20	186
CAREER	30-16	113-240-.470	21-66-.318	48-68-.706	295-9.8	34-74	10-83.6	57-1	54	74	15	46	719

### NCAA TOURNAMENT STATISTICS


YEAR	GAMES STARTS	FG-FGA PERCENTAGE	3PT-3PT ATT PERCENTAGE	FT-FTA PERCENTAGE	POINTS AVERAGE	OFF DEF REBOUNDS	REBOUNDS AVERAGE	FOULS OO'S	ASSISTS	TURN OVERS	BLOCKS	STEALS	MINUTES
1996-97	1-0	6-15-.48.3	4-7-.571	0-0-.000	16-16.0	4-0	4-4.0	4-1	3	3	0	1	34
1995-96	1-0	4-9-.444	1-3-.333	0-0-.000	9-9.0	4-3	7-7.0	3-0	1	2	1	2	18
CAREER	2-0	10-24-.417	5-10-.500	0-0-.000	25-12.5	8-3	11-5.5	7-1	4	5	1	3	52

### At Caesar Rodney:

The Gatorade Player of the Year in the State of Delaware for his senior season...Scored a school record 1,500 points during his career...Named the Most Valuable Player in the Delaware State High School All-Star game following his senior season...Considered to be a Top 50 national prospect following his senior season, he signed on the first day of the Fall signing period in November...Caught the eye of many of the top flight Division I schools as he averaged 22 points and eight rebounds as a junior and was a standout performer at the Nike Camp during the Summer of 1994...A member of the U.S. Team in the Capital Classic All-Star game at Cole Field House and was in contention for Most Valuable Player honors until the final buzzer...Was among the team's leading scorers with 12 points, eight rebounds, five assists and three steals in 26 minutes of play...Hit on five-of-11 field goals and was second on the team in rebounds...Led Caesar Rodney to the state championship semifinals as he averaged 34 points per game in the Riders' two first round games...A two-time All-Henlopen Conference selection, his junior and senior years...Moved from point guard to wing guard midway through his senior season and enjoyed a marked improvement in his game...Averaged nearly 30 points a game over the last 10 games of his senior season and finished the season averaging 25.8 points per game, 8.9 rebounds and 4.6 assists...Also blocked 60 shots and was credited with 80 steals during the season...First played in Cole Field House during the Charlie Weber AAU Tournament in September of his senior season...An honor student who took college and advanced courses throughout his prep career and scored 1,010 on his first try at the SAT...Often likened to former Terp All-American Walt Williams...Played with the D.C. Players - the area's top AAU team the Summer before he arrived as a freshman at Maryland.

### Personal:

Born August 5, 1977...Full name is Bronta Laron Profit...Is well traveled, having grown up following his mother and step-father to Air Force bases in Albuquerque, N.M., Dover, Del. and Panama.



# #4

# Atman Smith

**Guard**


**Ht. 6-0**  
**Wt. 170**

**HIGH SCHOOL:**  
Dunbar, Baltimore,  
Maryland  
(Paul Smith)

**BIRTHDATE:**  
June 29, 1978  
(Baltimore, Maryland)



sophomore





## OnSmith:

A walk-on member of the team who was chosen from a campus-wide tryout in October of 1996...Was added to the roster and appeared in four games as a freshman...Was the starting point guard at Dunbar High School of Baltimore his senior season of high school...Played at Friends High School in Baltimore as a freshman and sophomore and at Cardinal Gibbons as a junior.

### As a Freshman:

Appeared in four games as a walk-on member of the team...Scored a career-high two points on three different occasions...Scored his first collegiate basket in his first collegiate game versus Howard...Was a perfect one-for-one from the field, grabbed a career-best two rebounds and played a season-high four minutes versus the Bison...Career-high two steals and two points versus Chicago State...Two points in two minutes of play versus Lafayette...Also earned playing time versus Penn in a game played in his hometown of Baltimore...Scored field goals in three consecutive outings, Howard, Chicago State and Lafayette.

### At Dunbar:

Played at the famed Dunbar High School in Baltimore, Maryland...An Honorable Mention Baltimore City/County selection by the *Baltimore Sun* his senior season... Averaged 13.5 points and 5.6 rebounds and 4.5 steals per game as a senior...Dunbar fashioned a 21-6 record in winning the state championship in 1996...Helped lead Dunbar to the 3A State Championship as a senior...Scored 17 points to lead the Poets in the State Championship Tournament Class 3A semifinal game in 1996 in a game played in his future home of Cole Field House...Shot five-of-eight from the field (including three-of-three from three-point range) and four-of-six from the free throw line...Dunbar won the state championship as Smith scored seven points to lead the Poets past Gywnn Park...Scored 17 points as Dunbar defeated Southwestern to claim the City Championship, also, his senior season...Started on the Dunbar basketball team which also featured current Florida State football player Tommy Polley during his senior season...Led Dunbar to a pair of victories over Southwestern as he averaged 18 points...Scored 13 points as Dunbar defeated Southern in the only head-to-head match-up of Dunbar and Southern as the Poets defeated the team coached by his father, Meredith...Scored 17 points versus Archbishop Malloy as a senior in the Slam Dunk to the Beach Tournament in Myrtle Beach, S.C...Known as a defensive specialist.

### Personal:

He was born June 29, 1978...His father, Meredith, is the coach at Southern High School in Baltimore.

## SignatureGame

*Smith scored two points and grabbed two rebounds as the Terps defeated Howard, 93-55, on November 26, 1996. He was a perfect one-of-one from the field and played a career-high four minutes in what was his collegiate debut.*

## CareerHighs



PTS.....2.....vs. three teams (last vs. Lafayette, 12-23-96)
FGM.....1.....vs. three teams (last vs. Lafayette, 12-23-96)
FGA.....3.....vs. Penn (1-21-97)
FG%.....1.00.....vs. Howard (11-26-97) vs. Lafayette (12-23-96)
3FGM...0
3FGA...2.....vs. Penn (1-21-97)
3FG%...0
FTM.....0
FTA.....2.....vs. Penn (1-21-97)
FT%.....0
OR.....0
DR.....2.....vs. Howard (11-26-97)
REBS....2.....vs. Howard (11-26-97)
AST.....0
BLK.....0
STL.....2.....vs. Chicago State (12-2-97)
MIN.....4.....vs. Howard (11-26-97)

Atman Smith with Assistant Director of Athletics Curt Callahan.

## GameStats

### ATMAN SMITH'S 1996-97 GAME BY GAME STATISTICS

GAME	S	FG-FGA	3PT-3PTA	FT-FTA	PTS	OR-TR	PF	ASST	TO	BLK	STL	MIN
Howard	1-1	0-0	0-0	2	0-2	1	0	3	0	0	4	
Chicago State	1-2	0-0	0-4	2	0-0	0	0	0	0	2	2	
Lafayette	1-1	0-0	0-0	2	0-1	0	0	0	0	0	2	
Penn	0-3	0-2	0-0	0	0-0	1	0	0	0	0	2	

### ALL GAMES

YEAR	GAMES STARTS	FG-FGA PERCENTAGE	3PT-3PT ATT PERCENTAGE	FT-FTA PERCENTAGE	POINTS AVERAGE	OFF DEF REBOUNDS	REBOUNDS AVERAGE	FOULS DO'S	ASSISTS	TURN OVERS	BLOCKS	STEALS	MINUTES
1996-97	4-0	3-7-.429	0-2-.000	0-4-.000	6-1.5	0-3	3-0.8	2-0	0	3	0	2	10
CAREER	4-0	3-7-.429	0-2-.000	0-4-.000	6-1.5	0-3	3-0.8	2-0	0	3	0	2	10

### ACC STATISTICS

YEAR	GAMES STARTS	FG-FGA PERCENTAGE	3PT-3PT ATT PERCENTAGE	FT-FTA PERCENTAGE	POINTS AVERAGE	OFF DEF REBOUNDS	REBOUNDS AVERAGE	FOULS DO'S	ASSISTS	TURN OVERS	BLOCKS	STEALS	MINUTES
1996-97	DNP												
CAREER	DNP												

### NCAA TOURNAMENT STATISTICS

YEAR	GAMES STARTS	FG-FGA PERCENTAGE	3PT-3PT ATT PERCENTAGE	FT-FTA PERCENTAGE	POINTS AVERAGE	OFF DEF REBOUNDS	REBOUNDS AVERAGE	FOULS DO'S	ASSISTS	TURN OVERS	BLOCKS	STEALS	MINUTES
1996-97	DNP												
CAREER	DNP												

# #12

# Terrell Stokes

**Point Guard**

**Ht. 6-0**  
**Wt. 189**

**HIGH SCHOOL:**  
Simon Gratz,  
Philadelphia, Pa.  
(Bill Ellertse)

**BIRTHDATE:**  
January 8, 1976  
(Philadelphia,  
Pennsylvania)



Junior





## OnStokes:

The school record holder for assists in a single game with 14 versus Towson State on November 30, 1996...Stokes now owns two of the top three single-game assist marks in school history...In addition to his school record 14 he also recorded 12 assists versus Missouri on February 18 in Cole Field House...An All-ACC Candidate as one of the top returning point guards in the conference...All-Tournament team selection at the prestigious Rainbow Classic as a sophomore... Finished tied for fourth in the ACC in assists (4.5 apg) and tied for ninth in steals (1.5 spg)...His 1.43:1 assist to turnover ratio in 1997 was among the best in the conference among starting point guards for the second consecutive season...Stokes ranked sixth in the ACC in assist to turnover ratio as a sopho-



Terrell Stokes with Associate Professor of American Studies Larry Mintz.

more after ranking third as a freshman...A throwback player whose instinct truly is to pass the basketball before looking for his shot...Distributes the ball well and concentrates on shutting down the opposition's playmaker...An excellent dribble penetrator whose strength is helping open up the middle when the Terps operate in a half court offense...Said Stokes during his sophomore season, "I feel like I have to be more of a leader. Guys look to the point guard for direction. So that's what I'll try to do, I'll try to direct things."...Gary Williams on Stokes: "His value to our team is his ability to run our offense, penetrate to the basket and play good defense, both in the half-court and in transition. People are overly critical of Terrell at times because he doesn't score a lot, but he's not asked to do that in our offense."...Honorable Mention All-ACC Freshman Team selection in spite of averaging only 17 minutes per game and starting only four games during the 1995-96 season.

### As a Sophomore:

Maryland's starting point guard who dished out a career-high and team leading 143 assists...His 4.5 assists per game ranked him tied for fourth in the ACC...Dished out a career-high and



## SignatureGame

*Stokes dished out a career-high and school record 14 assists as Maryland defeated Towson State, 93-76, on November 30, 1996. The 14 assists broke the 12 year-old school record of 13 held by former Terp Keith Gatlin.*



single-game school record setting 14 assists versus Towson State on November 30...His 14 assists surpassed the former school record of 13 by Keith Gatlin versus Virginia on January 30, 1984...Was playing only his second game as Maryland's lead guard versus Towson State when he set the school record for assists in a single game and his personal standards for steals (6) and rebounds (6) in a single game...Gained his school record 14th assist with just over one minute remaining in the Terps' victory over the Tigers...He fired an outlet pass to Sarunas Jasikevicius for a fast break basket and the school record...As for the record, Stokes said, "It's a great accomplishment. Keith Gatlin was a great guard."...His 143 assists marked the 12th best ever single season by a Maryland player and the third best ever single season by a Maryland sophomore...Ranked third on the team and tied for ninth in the ACC in steals with 45 for a 1.5 steals per game average...Recorded at least one assist in all 32 games during his sophomore season and enters his junior season having dished out at least one assist in 53 consecutive games...Dished out at least six assists in five different games including seven in both games versus nationally ranked and NCAA Tournament participant Clemson...Began the season on fire with 35 assists in the first five games of the season for a 7.0 assists per game average...Averaged 4.4 assists in 15 games versus teams who played in the NCAA Tournament...Recorded a career-high 10 blocks which led the ACC in blocks by a player 6-0 or smaller...Finished fifth on the Terps in blocks and recorded a career-high two blocks versus

UMBC on December 2 and at Wake Forest on January 19...A career-high six steals versus Towson State on November 30 and UMBC on December 4 to tie him for eighth place on the Terps all-time single game steals list...An NCAA Tournament career-high of two steals versus the College of Charleston...Scored a career-high 31 three-point shots and led the Terps in three-point shooting percentage with a career-best 37.4...His 31 three-point shots made is tied for the fifth best ever single season total for a Maryland sophomore... Scored a career-high three three point shots versus Clemson in the ACC Tournament and versus Georgia in the finals of the Rainbow Classic...Scored his then career-high 16 points versus Georgia as he hit on a then career-best six field goals and a three shots from beyond the arc...Played a career-high 1,067 minutes during the season, an average of 33.3 minutes per game...His per game average was second-most on the Terps and just under one per game less than team leader Keith Booth...Played more than twice as many total minutes and more than 16 minutes per game more than he did as a freshman...Averaged more minutes per game, 34.5, in ACC games than he did in non ACC games, 32.2...A then career-high tying 15 points to go along with seven assists as the Terps defeated Lafayette on December 23...The victory allowed Maryland to improve to 9-0...Averaged 10.7 points and 3.8 assists in helping lead the Terps to the championship finals of the Rainbow Classic...14 points and five assists versus host Hawaii in the semifinal victory and a then-career-high of 16 points and four assists versus Georgia in the championship game...Played a career-high 41 minutes versus the Bulldogs and committed only two turnovers...Committed only three turnovers over his final 74 minutes of the three-game tournament (one versus Hawaii and two versus Georgia)...Continued his hot hand as the Terps continued their ACC schedule with 15 points and five assists as the Terps defeated Virginia at home...15.0 points per game versus Hawaii, Georgia and Virginia is his career-best three consecutive game performance...14 points and seven-of-nine from the free throw line versus N.C. State in Raleigh...Scored a career-high 17 points and dished off four assists in 35 minutes of play as Maryland defeated Clemson, 76-61, to advance to the semifinals of the ACC Tournament for the third consecutive season...Shot six-of-eight from the field

including three-of-four from three-point range...Helped guard Clemson's Terrell McIntyre (who had averaged 19.5 points in two regular season game versus the Terps) throughout the game and held the Tigers point guard to nine points.

### **As a Freshman:**

An Honorable Mention All-ACC Freshman Team selection...Played in all 30 games while starting four and averaging 17 minutes per game... Was ranked third in the ACC in assist to turnover ratio, 2.13:1 and averaged only one turnover every 12.8 minutes...His 85 assists marked the eighth best single season effort by a Maryland freshman while his 38 steals was the fifth best single season mark by a Terp freshman...Exhibited his extraordinary penchant for passing the basketball as he had 12 assists versus Missouri in a game televised nationally by ABC Sports on February 18...The 12 assists nearly tied the school record for assists in a single game, 13...In dishing out the dozen assists, he became only one of four true freshman to have 12 or more assists in a single game...Started four games, including two versus top ten ranked Wake Forest, and averaged 4.3 points and 6.3 assists as a starter...Became the first true freshman to earn a starting assignment at the point guard position at Maryland since Teyon McCoy in 1986...Had at least one assist in 29 of his 30 games played and dished out multiple assists in 20 games...Handled the ball extremely well in Maryland's three post season games, with an assist to turnover ratio of 4.5:1 in 16 minutes per game as the Terps advanced to the ACC Tournament semifinals for the second consecutive



## TERRELL STOKES' 1996-97 GAME BY GAME STATISTICS

GAME	S	FG-FGA	3PT-3PTA	FT-FTA	PTS	OR-TR	PF	ASST	TO	BLK	STL	MIN
Howard	S	2-4	2-2	1-2	7	1-4	4	6	2	0	1	21
Towson State	S	4-6	1-2	1-3	10	1-6	1	14	4	1	6	35
Chicago State	S	4-6	2-3	0-0	10	0-5	2	6	4	0	4	25
UMBC	S	3-7	2-5	0-0	8	0-2	2	5	2	2	6	30
California	S	2-5	1-3	0-2	5	0-3	1	4	5	1	0	33
Geo. Washington	S	1-7	1-2	8-10	11	1-3	3	1	6	1	1	36
Georgia Tech	S	4-9	1-2	1-5	10	1-2	2	4	2	0	1	34
American	S	3-8	0-3	4-6	10	0-2	1	2	2	0	3	31
Lafayette	S	4-7	2-3	5-10	15	0-3	1	7	2	0	3	30
Pittsburgh	S	1-4	0-1	0-0	2	1-4	3	2	8	0	0	35
Hawaii	S	3-7	1-4	7-8	14	0-1	4	5	1	0	0	33
Georgia	S	6-14	3-6	1-2	16	1-2	4	4	2	0	1	41
Virginia	S	6-14	0-3	3-6	15	2-4	0	5	3	1	2	32
North Carolina	S	2-4	0-1	3-4	7	0-1	2	4	4	0	1	28
N.C. State	S	3-5	1-3	7-9	14	0-2	2	1	6	0	3	34
Clemson	S	2-7	1-4	0-2	5	0-3	3	7	3	0	1	34
Wake Forest	S	3-5	1-1	0-0	7	0-5	2	3	5	2	3	36
Penn	S	2-6	1-2	0-0	5	0-3	0	6	0	0	0	28
Duke	S	2-2	2-2	2-2	8	0-4	3	4	4	0	0	34
Florida State	S	2-6	0-0	0-0	4	0-2	2	2	3	0	1	36
Wake Forest	S	4-8	1-3	3-3	12	1-4	1	1	3	0	1	36
N. C. State	S	1-6	0-5	2-4	4	0-0	3	5	2	0	0	35
Clemson	S	1-5	1-3	2-2	5	1-3	4	7	2	0	0	36
Florida State	S	1-3	0-0	2-2	4	0-2	3	3	3	0	0	36
Massachusetts	S	1-8	0-4	0-0	2	0-2	4	5	3	0	1	35
Georgia Tech	S	2-5	0-1	2-2	6	0-4	1	5	4	0	1	39
North Carolina	S	5-10	2-4	0-0	12	1-3	2	4	1	0	1	30
Duke	S	2-4	1-2	1-2	6	0-2	1	5	6	1	1	36
Virginia	S	1-5	0-2	0-0	2	1-2	5	4	2	1	0	33
Clemson (ACC)	S	6-8	3-4	2-2	17	0-1	3	4	0	0	1	35
N.C. State (ACC)	S	1-2	0-0	1-2	3	0-2	3	3	5	0	0	34
Charleston (NCAA)	S	3-7	1-3	0-0	7	0-2	4	5	1	0	2	33



## TERRELL STOKES' 1995-96 GAME BY GAME STATISTICS

GAME	S	FG-FGA	3PT-3PTA	FT-FTA	PTS	OR-TR	PF	ASST	TO	BLK	STL	MIN
Kentucky	S	2-3	0-0	0-0	4	0-0	3	1	1	0	2	10
Towson State	S	0-0	0-0	0-0	0	0-1	2	1	0	0	0	10
Massachusetts	S	0-1	0-1	0-0	0	0-0	1	1	1	0	0	14
Geo. Washington	S	1-1	0-0	0-0	2	0-0	2	1	2	0	1	7
Howard	S	1-1	0-0	2-2	4	0-0	3	1	1	0	1	11
UCLA	S	0-2	0-0	0-0	0	1-2	1	0	1	0	2	10
Rider	S	1-1	0-0	1-2	3	0-1	2	4	0	0	2	18
American	S	4-8	0-0	0-0	8	0-2	3	3	3	0	0	15
Md.-Eastern Sh.	S	0-0	0-0	0-1	0	0-0	0	5	1	0	1	14
Georgia Tech	S	1-1	0-0	0-0	2	0-2	2	3	1	0	1	17
North Carolina	S	2-2	0-0	3-4	7	0-2	1	1	0	0	1	14
Wake Forest	S	0-3	0-0	3-6	3	2-2	3	4	2	0	1	27
Delaware St.	S	2-3	0-0	0-0	4	1-4	3	4	1	0	3	11
N.C. State	S	1-4	0-0	1-2	3	0-0	2	2	0	1	2	22
Clemson	S	1-2	0-0	1-4	3	1-1	2	2	1	0	1	18
Duke	S	0-2	0-0	0-0	0	1-3	3	2	2	0	4	21
Virginia	S	0-0	0-0	3-5	3	0-0	3	1	0	0	0	14
Georgia Tech	S	3-4	2-2	3-4	11	1-2	3	3	2	0	0	18
North Carolina	S	0-1	0-0	3-4	3	0-0	2	2	1	0	1	17
Florida State	S	0-0	0-0	0-0	0	0-3	5	3	4	0	0	12
Wake Forest	S	2-5	0-0	0-0	4	1-2	2	3	1	1	2	31
Missouri	S	2-4	0-0	0-2	4	1-4	2	12	3	1	2	32
N.C. State	S	2-3	1-1	1-2	6	0-1	4	6	5	0	1	31
Clemson	S	4-6	1-3	6-7	15	1-3	4	2	1	0	3	26
Duke	S	0-2	0-0	0-0	0	0-0	4	5	1	0	1	17
Virginia	S	1-2	1-1	0-0	3	0-1	2	1	1	0	1	11
Florida State	S	0-0	0-0	2-2	2	0-1	1	4	2	0	1	15
Duke (ACC)	S	0-1	0-1	4-4	4	0-1	2	5	0	0	3	21
Ga. Tech (ACC)	S	1-4	0-2	0-0	2	0-1	3	1	1	0	0	15
Santa Clara (NCAA)	S	0-0	0-0	0-1	0	0-1	4	2	1	0	1	11



## SignatureGame

*Stokes scored a career-high 17 points to help lead Maryland past No. 13 Clemson, 76-61, on March 7, 1997 in the first round of the ACC Tournament. Stokes was on fire from the field as he hit on six-of-eight overall and three-of-four from the three-point line. He also recorded three assists and helped limit Clemson's Terrell McIntyre to nine points.*

season and played in the NCAA Tournament for the third consecutive year...Cut down on his turnovers significantly during the final seven game stretch of the season with only seven turnovers in his last seven games, a total of 106 minutes...Scored in double figures versus Georgia Tech (February 3) and Clemson (February 24)...Tied his career high with four field goals made and set his personal best of six free throws made versus Clemson...Most memorable game may have come as Maryland defeated North Carolina in Chapel Hill for the first time since 1990, 84-78...Made three of four free throws in the final 20 seconds to seal the Terps' victory...Broke a 78-78 tie as he hit both ends of a two-shot foul after the Tar Heels had intentionally sent Stokes to the line...Stokes had made only 17 of 30 free throws (56.7 percent) entering the game, but made both shots to put the Terps up for good, 80-78...Said North Carolina's Dean Smith: "On the last play, we fouled Stokes because of his free throw percentage."...Said Stokes: "I made them pay. You've just got to step up when the team needs it and I came through."...Stokes made one of two free throws with 11 seconds remaining in the contest to close out the Tar Heels...Quickly earned the respect of the Terp coaching staff and players and was rewarded during the Terps' first month of ACC competition...In the closing seconds of regulation during the Terps' overtime victory over N.C. State in Cole Field House, Head Coach Gary Williams put the ball in Stokes's hands following a time-out with 3.3 remaining...Williams diagrammed a play for Stokes to take the ball the length of the court for a potential game winning shot...Stokes responded by getting an open lay-up attempt that rimmed out at the buzzer...Started three consecutive games in February as the Terps won two of three crucial games...Terps defeated Missouri (four points, 12 assists, two steals) and N.C. State (six points, six assists, one steal) while taking eighth ranked Wake Forest to the final minute of regulation time (four points, three assists, two steals)...Averaged 1.1 points versus the nine ranked teams on the Terps' schedule... Was hampered by a painful back injury that forced him to miss virtually all of the first six weeks of pre-season practice prior to his freshman season...Played only four minutes in Maryland's two exhibition games...Saw his first real game action versus 1996 NCAA National Champion Kentucky on November 24, scoring two baskets, dishing out one assist and grabbing two steals in 10 minutes of action...Showed glimpses of his extraordinary potential versus Kentucky and continued rapid development through the ACC season and post season.

### At Simon Gratz:

Considered by many to be the No. 1 point guard prospect in the nation when he committed to play for the Terps as a high school senior...Invited as one of only 16 high school seniors to try out for the U.S. Junior World Championship team during the summer prior to his arrival in College Park...Averaged 13.8 points, 9.4 assists, 9.2 rebounds and 5.8 steals as a senior in leading perennial powerhouse Simon Gratz to the Philadelphia City Title game...Posted two quadruple-doubles as a senior...Posted two triple-doubles as a senior, establishing single game career high scoring marks of 29 points and 17 assists...A staggering quadruple-double of 29 points, 17 assists, 14 rebounds and 11 steals came during his senior season...Comes from the same high school, Simon Gratz, as former North Carolina and now NBA star Rasheed Wallace...Helped lead Simon Gratz to a four-year record of 109-11 (.908) and two Philadelphia Public League championships...Gratz fin-



## CareerHighs

PTS.....17.....vs. Clemson (3-7-97)
FGM.....6.....vs. three teams (last vs. Clemson, 3-7-97)
FGA.....14.....vs. Georgia (12-30-96) vs. Virginia (1-4-96)
FG%.....1.00.....vs. five teams (last time vs. Duke, 1-26-97)
3FGM...3.....vs. Georgia (12-30-96) vs. Clemson (3-7-97)
3FGA...6.....vs. Georgia (12-30-96)
3FG%...1.00.....vs. six teams (last vs. Duke, 1-26-97)
FTM.....8.....vs. George Washington (12-9-96)
FTA.....10.....vs. George Washington (12-9-96)
FT%.....1.00.....vs. nine teams (last vs. Clemson, 3-7-97)
OR.....2.....at Wake Forest (1-13-96) vs. Virginia (1-4-97)
DR.....5.....vs. Three teams (last at Wake Forest, 1-19-97)
REBS...6.....vs. Towson State (11-30-96)
AST.....14.....vs. Towson State (11-30-96)
BLK.....2.....vs. UMBC (12-4-96) at Wake Forest (1-19-97)
STL.....6.....vs. Towson State (11-30-96) vs. UMBC (12-4-96)
MIN.....41.....vs. Georgia (12-30-96)



### TERRELL STOKES'S STATISTICS VS. ACC TEAMS

TEAM	GAMES STARTS	FG-FGA PERCENTAGE	3PT-3PT ATT PERCENTAGE	FT-FTA PERCENTAGE	POINTS AVERAGE	OFF DEF REBOUNDS	REBOUNDS AVERAGE	FOULS DO'S	ASSISTS	TURN OVERS	BLOCKS	STEALS	MINUTES
Clemson	5-3	14-28-.500	6-14-.429	11-17-.647	45-9.0	3-8	11-2.2	16-0	22	7	0	6	149
Duke	5-2	4-11-.364	3-5-.600	7-8-.875	18-3.6	1-9	10-2.0	13-0	21	13	1	9	130
Florida State	4-2	3-9-.333	0-0-.000	4-4-1.00	8-2.0	0-8	8-2.0	11-1	12	12	0	2	104
Georgia Tech	5-3	11-23-.478	3-7-.428	6-11-.545	31-6.0	2-9	11-2.2	11-0	16	10	0	3	123
North Carolina	4-2	10-17-.588	2-5-.400	9-12-.750	29-7.3	1-5	6-1.5	7-0	11	6	0	4	89
N.C. State	5-4	8-18-.444	2-9-.222	11-17-.647	30-6.0	1-7	8-1.6	16-1	17	18	1	6	156
Virginia	4-2	8-21-.381	1-6-.167	6-11-.545	23-5.8	3-4	7-1.8	11-1	10	4	1	3	90
Wake Forest	4-4	9-21-.429	2-4-.500	6-9-.667	26-6.5	4-9	13-3.3	8-0	11	11	3	7	133

### ALL GAMES

YEAR	GAMES STARTS	FG-FGA PERCENTAGE	3PT-3PT ATT PERCENTAGE	FT-FTA PERCENTAGE	POINTS AVERAGE	OFF DEF REBOUNDS	REBOUNDS AVERAGE	FOULS DO'S	ASSISTS	TURN OVERS	BLOCKS	STEALS	MINUTES
1996-97	32-31	87-204-.427	31-83-.374	58-90-.645	263-8.2	12-76	88-2.8	76-1	143	100	10	45	1,067
1995-96	30-4	31-66-.470	5-11-.455	33-52-.635	100-3.3	10-30	40-1.3	74-1	85	40	3	38	510
CAREER	62-35	118-270-.437	36-94-.383	91-142-.641	363-5.9	22-106	128-2.1	150-2	228	140	13	83	1,577

### ACC STATISTICS

YEAR	GAMES STARTS	FG-FGA PERCENTAGE	3PT-3PT ATT PERCENTAGE	FT-FTA PERCENTAGE	POINTS AVERAGE	OFF DEF REBOUNDS	REBOUNDS AVERAGE	FOULS DO'S	ASSISTS	TURN OVERS	BLOCKS	STEALS	MINUTES
1996-97	16-16	41-98-.418	11-36-.306	28-43-.651	121-7.6	7-36	43-2.7	36-1	64	53	5	16	552
1995-96	16-3	17-37-.460	0-0-.000	26-40-.650	65-4.1	7-16	23-1.4	43-1	44	24	2	20	186
CAREER	32-19	58-135-.430	11-36-.306	54-83-.650	186-5.8	14-52	66-2.1	79-2	108	77	7	36	738

### NCAA TOURNAMENT STATISTICS

YEAR	GAMES STARTS	FG-FGA PERCENTAGE	3PT-3PT ATT PERCENTAGE	FT-FTA PERCENTAGE	POINTS AVERAGE	OFF DEF REBOUNDS	REBOUNDS AVERAGE	FOULS DO'S	ASSISTS	TURN OVERS	BLOCKS	STEALS	MINUTES
1996-97	1-0	3-7-.429	1-3-.333	0-0-.000	7-7.0	0-2	2-2.0	4-0	5	1	0	2	33
1995-96	1-0	0-0-.000	0-0-.000	0-1-.000	0-0.0	0-1	1-1.0	4-0	2	1	0	1	11
CAREER	2-0	3-7-.429	1-3-.333	0-1-.000	7-3.5	0-3	3-1.5	8-0	7	2	0	3	44

ished 31-0 and won the mythical national championship in 1992-93...The starting point guard for the U.S. All-Star Team in the Capital Classic which was played in his future college basketball home of Cole Field House...Hit four-of-four field goal attempts, including his only three point shot attempt and two-of-two free throws for 11 points...He finished as the fourth highest scorer on the team...He handed out a game high six assists...Scored the game winning basket for the U.S. All-Stars in the Capital Classic, joining Danny Manning, Dereck Whittenberg and Jason Kidd as high school stars who had scored the game winning basket in the Capital Classic...With the Capital Classic on the line in overtime in his future home of Cole Field House, Stokes dazzled the "hometown" crowd...In the overtime, he hit two free throws to give the U.S. All-Stars a 118-117 lead; then scored the game winner with a soft 10-foot jumper, giving his team a 122-121 lead...With 25 seconds remaining, he assisted on the final basket of the game, giving the U.S. the 124-121 victory...Following the contest, the emotionally charged Stokes pumped his fists to the 11,828 appreciative fans in Cole and ran down press row giving "high fives" to the startled dignitaries...Played with Maryland teammates Obinna Ekezie and Laron Profit on the U.S. Team in the Capital Classic...A member of the 13-player All-Tournament team at the Adidas ABCD Camp in Teaneck, N.J. during the summer of 1994...Ranked No. 37 on the *Blue Chip Illustrated* list of the Top-100 High School Players of 1995.

#### Personal:

Born January 8, 1976...His full name is Terrell Montez Stokes...Two brothers, Rudy and George played collegiate basketball at Lincoln (Pa.) University and Boston University respectively.



# #45

# Brian Watkins

**Power Forward**

**Ht. 6-9**

**Wt. 220**

**HIGH SCHOOL:**

Overton, Nashville,  
Tennessee  
(Tommy Griffith)

**BIRTHDATE:**

January 9, 1976  
(Nashville,  
Tennessee)



junior





## OnWatkins:

Displayed his promise as one of the Terps' regulars during his first season at Maryland, 1996-97...Established career-highs in virtually every statistical category including points and rebounds per game...Has two years of eligibility remaining after transferring from Notre Dame following the 1994-95 season, sitting out the 1995-96 season under NCAA transfer guidelines and earning a varsity letter for the Terps during the 1996-97 season... Practiced with the Terps during the 1995-96 season...Exhibited his athletic ability during his redshirt season and demonstrated his outside shooting ability...Helped lead the United States to a third place finish at the 19th William Jones Cup International Tournament during the summer of 1996 as he was second on the team with a 5.1 rebounds per game average...Scored 74 points for a 7.4 points per game scoring average...Shot an incredible 90 percent from the free throw line (9-10) during the 10 game tournament.

### As a Sophomore:

Enjoyed his best collegiate season as he averaged a career-high 2.8 points and a career-high 2.2 rebounds per game...Played in a career-high tying 25 games and established career-highs in every statistical category...Scored a career-high 70 total points (2.8 points per game); grabbed a career-high 54 rebounds (2.2 rebounds per game); scored a career-high 24 total field goals and a career-high 22 total free throws, shot a career-high 44.5 percent from the field, grabbed a career-high 41 defensive rebounds and played a career-high 191 total minutes... Scored 44 total points in his first seven Maryland games as compared to 38 during his entire first collegiate season at Notre Dame...Took him only 110 minutes of playing time in seven games to surpass his scoring total of his freshman season...Grabbed 47 total rebounds in his first 14 Maryland games as compared to 46 during his entire first collegiate season...Had more rebounds in his first 156 minutes than he did during his entire season of 159 minutes as a freshman...Displayed his promise to the Terp faithful as he scored his single-game career-high of 11 points and grabbed eight rebounds in his



Brian Watkins with Director of Campus Parking David Allen.

## SignatureGame

*Watkins scored a career-high 11 points and grabbed a career-high eight rebounds as Maryland defeated Howard, 93-55, on November 26, 1996. The game was his debut in a Terp uniform after transferring from Notre Dame prior to the 1995-96 season. In addition to his points and rebounds, Watkins also blocked one shot and had one steal in only 21 minutes of play.*

Maryland debut versus Howard on opening night...Also played his career-high of 21 minutes in his first game as a Terp...Career-high tying four field goals versus Howard...Followed his debut performance with a seven-point, four rebound effort versus Towson State and a seven point, career-high nine rebound performance versus Chicago State...Averaged 7.5 points, 6.3 rebounds and 17.5 minutes during the first four games of the season...Scored nine points and had four rebounds in 13 minutes of play versus Lafayette...Averaged 3.3 points and 2.0 rebounds as he helped Maryland to the championship game of the Rainbow Classic where he played in all three games during the tournament...Scored six points in 10 minutes of play versus Hawaii in the Rainbow Classic...Played in 12 of Maryland's 16 regular season ACC games...Scored ACC career-high two points versus Georgia Tech, at Clemson and at Duke...Recorded ACC career-high two rebounds in six conference games including the Terps historical 22-point come-from-behind victory at North Carolina.

### As a Freshman (At University of Notre Dame):

Averaged 1.5 points and 1.8 rebounds while playing in 25 games at Notre Dame during the 1994-95 season...Scored a season-high of eight points versus Loyola of Chicago on February 28, 1995 and chipped in seven points versus Xavier on January 21, 1995...Grabbed a season-high five rebounds versus Cornell, Lehigh and Xavier...Season-high 16 minutes played versus Oregon in the second round of the Far West Classic at the University of Portland...Double figures in minutes played versus seven different teams...He shot 38.3 percent from the field and blocked eight shots...Blocked a career -high two shots versus Oregon State, Lehigh and Loyola (Chicago)...Career-high two steals versus Xavier...Showed consistent improvement during the season as his playing time increased by nearly a minute per game over the second half of the season...Scored 26 of his 38 total points in the second half of the season...Career-high four field goals came versus Loyola (Chicago) in the season finale...Notre Dame finished with a 15-12 overall record as the basketball team competed in its last year as an independent...The Fighting Irish defeated Indiana in overtime on November 29, 1994 and Boston College on January 29, 1995, with Watkins on the floor during both victories.

### At Overton:

A First-Team All-State selection in Class AAA and nominated as Tennessee's Mr. Basketball...Averaged 17 points, 11 rebounds and five blocked shots as a senior in leading Overton to a 31-4 record and the State Championship game...Led Overton to a 28-6 record his junior season and 29 wins his sophomore season...Scored a school record 1,447 points and grabbed a school record 964 rebounds...Also holds the school record with a career 59.0 field goal percentage...Team captain his junior and senior season...Named the Most Valuable Player of the Tennessee versus Georgia All-Star game following his senior season in leading Tennessee to the victory with 28 points, 12 rebounds and three blocked shots...Was a starter on the Tennessee Travelers AAU team which finished fifth in the National Tournament during the summer of 1993...Ranked among the top 100 high school players during his senior season in Bob Gibbons All-Star Sports Report and was ranked among the top 60 players at the Nike Camp in the summer before his senior season.

### Personal:

Born January 9, 1976...His full name is Brian Vincent Watkins...Chose No. 45 as his uniform number because that is the number his dad wore when he was a player...His dad played for Tennessee State and was a draft choice of the Atlanta Hawks of the National Basketball Association...Excelled in tennis before a junior high school growth spurt pushed him toward basketball...Majoring in business administration.

## CareerHighs

PTS .....11.....vs. Howard (11-26-96)  
FGM.....4.....vs. Howard (11-26-97)  
vs. Loyola (Chi)  
FGA .....10.....vs. Howard (11-26-97)  
FG% .....1.00.....vs. three teams  
(last vs. Clemson, 2-8-97)  
3FGM...0  
3FGA ...1.....vs. Three teams  
(last vs. Missouri)  
3FG% .....000  
FTM.....5.....vs. Chicago State (12-2-96)  
FTA .....6.....vs. Chicago State (12-2-96)  
FT% .....1.00.....vs. California (12-8-96 (2-2)  
at Duke (2-27-97) (2-2)  
OR.....4.....vs. Howard (11-26-96)  
DR.....8.....vs. Chicago State (12-2-96)  
REBS...9.....vs. Chicago State (12-2-96)  
AST.....2.....vs. Loyola (Chicago)  
BLK.....2.....vs. three teams  
(last vs. N.C. State, 2-5-97)  
STL .....2.....vs. Xavier (1-21-95)  
MIN.....21.....vs. Howard (11-26-96)





# GameStats

## BRIAN WATKINS' 1996-97 GAME BY GAME STATISTICS

GAME	S	FG-FGA	3PT-3PTA	FT-FTA	PTS	OR-TR	PF	ASST	TO	BLK	STL	MIN
Howard	4-10	0-0	3-4	11	4-8	2	0	2	1	1	21	
Towson State	3-8	0-0	1-2	7	1-3	4	0	1	0	0	19	
Chicago State	1-4	0-0	5-6	7	1-9	2	0	4	0	0	16	
UMBC	1-3	0-0	3-4	5	2-5	0	0	2	1	0	14	
California	0-2	0-0	2-2	2	1-5	2	1	1	1	0	11	
Geo. Washington	1-2	0-0	1-2	3	0-0	0	1	0	0	0	11	
Georgia Tech	1-2	0-0	0-2	2	0-2	0	0	2	0	0	9	
American	3-5	0-0	1-2	7	0-1	0	0	0	1	0	10	
Lafayette	3-4	0-0	3-4	9	1-4	0	0	0	0	0	13	
Pittsburgh	1-3	0-0	0-0	2	1-2	0	0	1	0	0	7	
Hawaii	3-3	0-0	0-0	6	0-1	2	0	0	0	0	10	
Georgia	1-2	0-0	0-0	2	2-3	1	0	0	0	1	4	
North Carolina	0-1	0-0	0-0	0	0-2	1	0	0	0	0	4	
Clemson	0-0	0-0	0-0	0	0-2	0	0	0	0	0	7	
Wake Forest	0-0	0-0	0-0	0	0-0	2	0	0	0	0	1	
Penn	1-2	0-0	0-0	2	0-0	0	0	0	0	0	6	
Duke	0-0	0-0	0-0	0	0-0	0	0	0	0	0	1	
Florida State	0-0	0-0	0-0	0	0-0	0	0	0	0	0	1	
Wake Forest	0-0	0-0	0-0	0	0-1	0	0	0	0	0	6	
N.C. State	0-2	0-0	0-1	0	0-2	0	0	0	2	0	4	
Clemson	1-1	0-0	0-1	2	0-2	0	0	0	1	0	8	
Florida State	0-0	0-0	0-0	0	0-0	1	0	1	0	0	1	
Massachusetts	0-0	0-0	0-0	0	0-0	0	0	0	0	0	1	
Georgia Tech	0-0	0-0	1-2	1	0-2	0	0	3	0	0	4	
Duke	0-0	0-0	2-2	2	0-0	0	0	1	0	0	2	

## BRIAN WATKINS' 1994-95 GAME BY GAME STATISTICS (AT NOTRE DAME)

GAME	S	FG-FGA	3PT-3PTA	FT-FTA	PTS	OR-TR	PF	ASST	TO	BLK	STL	MIN
Valpariso	0-0	0-0	0-0	0	0-0	0	0	0	0	0	0	3
Indiana	1-2	0-0	0-0	2	0-0	0	0	0	0	0	0	4
San Diego	0-1	0-1	0-0	0	0-0	2	0	0	0	0	0	2
Loyola Marymount	0-0	0-0	0-0	0	0-1	0	0	0	1	0	1	4
DePaul	1-2	0-0	0-0	2	0-0	0	0	0	0	0	0	2
St. Bonaventure	0-1	0-0	0-0	0	0-0	0	0	0	0	0	0	3
Oregon State	1-2	0-0	0-0	2	0-3	1	0	3	2	0	8	
Oregon	2-4	0-0	0-0	4	2-4	1	0	1	0	1	1	16
Cornell	1-5	0-1	0-0	2	3-5	3	0	0	0	0	0	12
Lehigh	0-1	0-0	0-0	0	2-5	1	1	2	2	0	13	
Loyola (Md.)	0-0	0-0	0-0	0	0-1	0	0	0	0	0	0	4
Louisville	0-1	0-0	0-0	0	0-0	0	0	1	0	0	1	
Columbia	1-2	0-0	0-0	2	0-4	2	0	2	0	1	13	
Missouri	1-2	0-1	0-0	2	0-0	0	0	0	0	0	0	1
Hofstra	0-1	0-0	0-2	0	1-2	0	1	0	0	0	0	4
Dayton	1-1	0-0	0-0	2	0-2	1	1	1	0	0	8	
Xavier	3-6	0-0	1-2	7	3-5	2	0	2	0	2	12	
Duke	1-2	0-0	0-0	2	1-3	1	0	0	0	0	0	6
Boston College	0-0	0-0	0-0	0	0-0	0	0	0	0	0	0	4
UCLA	1-3	0-0	0-0	2	3-5	1	0	3	0	0	7	
Duquesne	0-0	0-0	0-0	0	0-1	0	1	0	0	0	0	2
Kentucky	0-5	0-0	1-4	1	2-4	2	1	4	1	0	15	
Butler	0-0	0-0	0-0	0	0-0	2	0	2	0	0	2	
Marquette	0-0	0-0	0-0	0	0-0	1	0	0	0	0	3	
Loyola (Chicago)	4-6	0-0	0-0	8	1-1	1	1	2	2	0	10	

## BRIAN WATKINS' STATISTICS VS. ACC TEAMS

TEAM	GAMES STARTS	FG-FGA PERCENTAGE	3PT-3PT ATT PERCENTAGE	FT-FTA PERCENTAGE	POINTS AVERAGE	OFF DEF REBOUNDS	REBOUNDS AVERAGE	FOULS OO'S	ASSISTS	TURN OVERS	BLOCKS	STEALS	MINUTES
Clemson	2-0	1-1-1.00	0-0-0.000	0-1-0.000	2-1.0	0-2	2-1.0	0-0	0	0	1	0	15
Duke	2-0	0-0-0.000	0-0-0.000	2-2-1.00	2-1.0	0-0	0-0.0	0-0	0	1	0	0	3
Florida State	2-0	0-0-0.000	0-0-0.000	0-0-0.000	0-0.0	0-0	0-0.0	1-0	0	2	0	0	2
Georgia Tech	2-0	1-2-500	0-0-0.000	1-4-250	3-1.5	0-2	2-1.0	0-0	0	5	0	0	13
North Carolina	1-0	0-1-0.000	0-0-0.000	0-0-0.000	0-0.0	0-2	2-2.0	0-0	0	0	0	0	4
N.C. State	1-0	0-2-0.000	0-0-0.000	0-1-0.000	0-0.0	0-2	2-2.0	0-0	0	0	2	0	4
Wake Forest	1-0	0-0-0.000	0-0-0.000	0-0-0.000	0-0.0	0-1	1-1.0	0-0	0	0	0	0	6

## ALL GAMES

YEAR	GAMES STARTS	FG-FGA PERCENTAGE	3PT-3PT ATT PERCENTAGE	FT-FTA PERCENTAGE	POINTS AVERAGE	OFF DEF REBOUNDS	REBOUNDS AVERAGE	FOULS OO'S	ASSISTS	TURN OVERS	BLOCKS	STEALS	MINUTES
1996-97	25-0	24-54-.445	0-0-0.000	22-34-.647	70-2.8	13-41	54-2.2	17-0	2	18	7	2	191
1994-95	25-0	18-47-.343	0-3-0.000	14-21-.667	38-1.5	18-28	46-1.8	21-0	5	24	8	4	159
CAREER	50-0	42-111-.378	0-3-0.000	36-55-.655	108-1.2	31-69	100-2.0	38-0	7	42	15	6	350

## CONFERENCE STATISTICS — ACC (1996-97)

YEAR	GAMES STARTS	FG-FGA PERCENTAGE	3PT-3PT ATT PERCENTAGE	FT-FTA PERCENTAGE	POINTS AVERAGE	OFF DEF REBOUNDS	REBOUNDS AVERAGE	FOULS OO'S	ASSISTS	TURN OVERS	BLOCKS	STEALS	MINUTES
1996-97	12-0	2-6-.333	0-0-0.000	3-8-.375	7-0.6	0-13	13-1.1	4-0	0	7	3	0	48
CAREER	12-0	2-6-.333	0-0-0.000	3-8-.375	7-0.6	0-13	13-1.1	4-0	0	7	3	0	48

(note - Notre Dame played as an independent during the 1994-95 season)

## NCAA TOURNAMENT STATISTICS

YEAR	GAMES STARTS	FG-FGA PERCENTAGE	3PT-3PT ATT PERCENTAGE	FT-FTA PERCENTAGE	POINTS AVERAGE	OFF DEF REBOUNDS	REBOUNDS AVERAGE	FOULS OO'S	ASSISTS	TURN OVERS	BLOCKS	STEALS	MINUTES
1996-97	DNP												
CAREER	DNP												



# #21

# LaRon Cephas

**Power Forward**

**Ht. 6-7**


**Wt. 220**

**HIGH SCHOOL:**

Sanford School,  
Hockessin, Delaware  
(Stanley Waterman)

**BIRTHDATE:**

September 23, 1977  
(Wilmington,  
Delaware)



freshman





## OnCephas:

"LaRon is very active on the glass, works extremely hard inside and has a strong ability to convert in traffic. During the latter stages of his prep career, he exhibited marvelous signs of attaining tremendous ACC- type small forward skills - including a jumper from 12' to 15' and improved ball handling skills. His continued progress will allow him to develop into an effective player at the ACC level," said noted East Coast talent scout Tom Strickler...Originally signed with Maryland during the Spring 1996 signing period...Spent last season as a redshirt member of the team and will have four full years of eligibility remaining beginning at the start of the 1997-98 season...Joined the Terps at mid-season last season and began practicing with the team in January of 1997...Accompanied the team on most of the road trips during the second half of the season...The decision to redshirt him was based upon allowing him to play four full seasons at Maryland...Considered to be a Top-125 National Prep Prospect...A First-Team All-State selection as a senior...Averaged 23 points, 16 rebounds and five blocked shots per game and shot 69 percent from the floor his senior year...Scored 1,614 career points, grabbed 1,199 career rebounds and blocked 365 career shots...Senior season was highlighted by a 31-point, 24-rebound performance in an overtime victory over Dover High School...Scored 19 points in the Delaware State All-Star game following his senior season...Considered to be the top collegiate prospect in the State of Delaware during his senior season...Led Sanford to four consecutive Independent Conference titles and four consecutive state championship tournaments...The Independent Athletic Conference Player of the Year in 1995...Averaged 17 points, 15 rebounds and five blocks and earned Second Team All-State honors as a junior...Played at Tatnal School as a freshmen and transferred to Sanford at the beginning of his sophomore season...Played two years of AAU basketball with Laron Profit, Maryland's starting two guard.

### Personal:

Born September 23, 1977...His full name LaRon Arnel Cephias...Intends to major in business with a concentration in marketing.



LaRon Cephias with Associate Director of Dining Services Joe Pesce.



#33


# Mike Mardesich

Center

Ht. 7-0  
Wt. 250

**HIGH SCHOOL:**  
Worcester Academy,  
Boston, Mass.  
(Tom Blackburn)

**BIRTHDATE:**  
July 29, 1977  
(Long Beach,  
California)







## OnMardesich:

"Mike is the player every college coach dreams of...he listens well, absorbs the information and then executes well. He is a very hard worker, who, under the guidance of Coach Gary Williams will develop into a very good college basketball player," said Mike Sullivan of *Insiders Report* shortly after Mardesich signed to play at Maryland...A highly recruited Division I prospect who played one year at Worcester Academy Prep School after playing two seasons at Conroe (Texas) High School...Mike was born in California, lived in his father's native Croatia for four years, and has also lived in Washington, Florida, South Carolina, Massachusetts and Texas...Lived in Croatia from ages five through nine...His family then relocated from Croatia to Massachusetts until moving to Texas to begin Mike's junior year at Conroe...Was coached by Tommy Johnson at Conroe...Was nominated as a member of the McDonald's All-American team following his senior season at Conroe...Averaged 17.6 points, 13.4 rebounds, 3.7 blocks, 2.3 steals and 1.9 assists while shooting 64 percent from the field and 74 percent from the free throw line his senior season...Led the Greater Houston area in rebounding while at Conroe...A unanimous all-star selection as he earned All-Greater Houston, All-County and All-District honors while being named the team's Most Valuable Player...Helped lead Worcester to the New England Prep School Class A Tournament during his only season there... Averaged just over 19 points, 13 rebounds, six assists and five blocks per game during his prep season at Worcester... Also played as a starter for the nationally renowned Boston Amateur Basketball Club for Head Coach Leo Papile...Named a High School Basketball Senior All-America by Bill Buchalter of *College Sports Magazine*... Was a starter and helped lead the Boston entry to the championship of the 1996 Boston Shootout...Has realized dramatic growth spurts during his prep career growing from 6'3 at the end of his sophomore season to 6'10 at the beginning of his senior season...A French Honor Society student who speaks three languages fluently and has studied two others...Scored 1,300 on his SAT and carried an impressive 3.4 grade point average throughout his high school career...A brother, Curt, is currently a 6-6 senior swingman at Archbishop Carroll High School in Washington, D.C.

### Personal:

He was born on July 29, 1977 and is the son of Renee and Mitch Mardesich...Also earned varsity letters in volleyball and waterpolo...Originally signed with Maryland during the fall 1995 signing period...Made a personal decision to sit-out his freshman season to get stronger and assimilate himself into college life...Begins the 1997-98 season with four full seasons of eligibility remaining.



Mike Mardesich with Director of Admissions Linda Clement.



# #44

# Terence Morris

**Forward/Center**

**Ht. 6-8**


**Wt. 199**

**HIGH SCHOOL:**

Thomas Johnson,  
Frederick, Maryland  
(Tom Dickman)

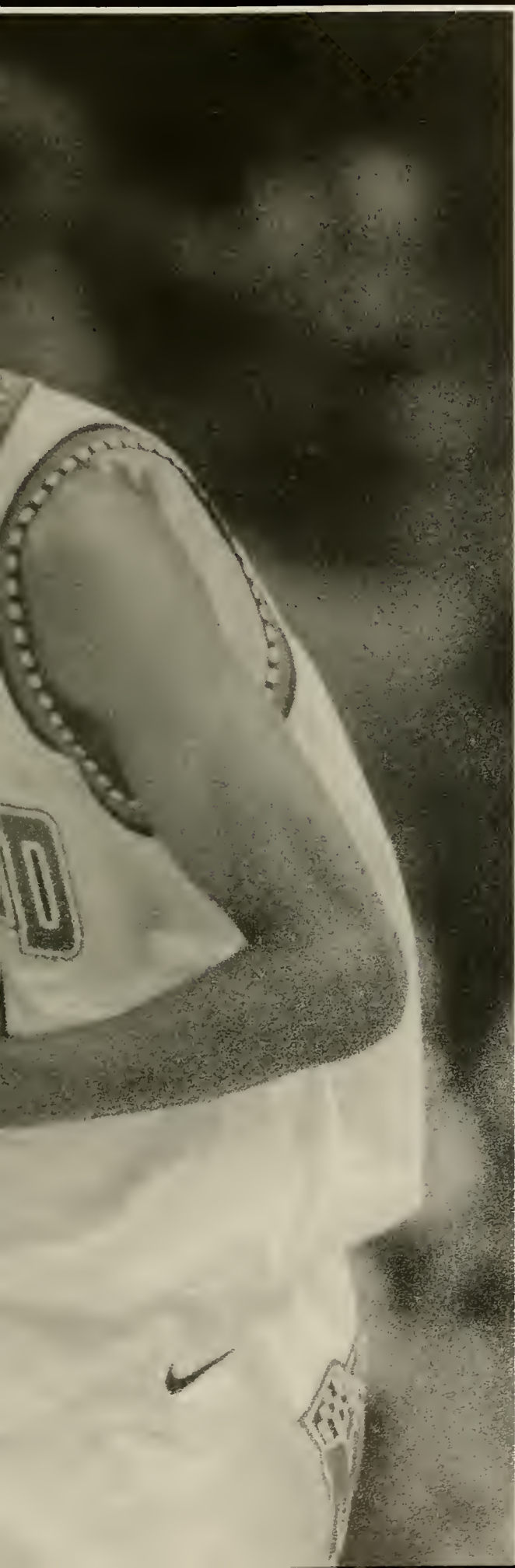
**BIRTHDATE:**

January 11, 1979  
(Frederick, Maryland)



# freshman





## OnMorris:

"Terence is the best high school basketball player I have ever seen. He is a complete player all the way. He can block shots with the best of them and shoot from anywhere on the floor. He is a wonderful player," said Tom Dickman, who coached Morris throughout his prep career...A Second-Team All-American and the eighth best collegiate prospect in the nation by Bob Gibbons following his senior season...A Fourth-Team All-America by *Parade Magazine* following his senior season...Also named as the 31st best prep player in the nation by *Parade*...Rated as the 25th best high school player in the nation by the *Sporting News*...Averaged 19.5 points, 12.9 rebounds, 5 blocked shots and 3.9 assists in leading Thomas Johnson to a 22-5 record his senior season...Scored 1,509 points during his 79 game career for a 19.1 career points per game average...Grabbed 1,028 career rebounds for a 13.0 rebounds per game average during his prep career...Shot 62.7 percent (592-944) from the field during his career...Played for the Capital All-Star team in the Capital Classic at USAirways Arena following his senior season and scored a team-high 20 points, grabbed a team-high 10 rebounds and blocked a team-high three shots...Shot eight-of-ten from the field including three-of-three from three-point range... Played in the Magic Johnson Roundball Classic at the Palace of Auburn Hills where he scored 12 points on a perfect five-of-five shooting from the field performance... Named to the All-Tournament team at the Charlie Weber AAU Invitational which was held in Cole Field House prior to the start of his senior season...Averaged 24 points per game at the Herndon Shootout at Catholic University prior to his senior season...Named as the Frederick County Player of the Year as a junior and senior...Beat out Nate James of Duke as the County Player of the Year as a junior...The unanimous selection for Area Player of the Year honors as a senior...Averaged 21.4 points and 13.8 rebounds as a junior...Averaged 19 points and 13 rebounds while shooting 76 percent from two-point range and shot 36 of 79 three-point shots during his first two varsity seasons...Pre-season Third-Team All-American by *Street and Smith* magazine prior to his senior season...Named as the 12th best forward/center by the Adidas Recruiting Service entering his senior season.

### Personal:

Born January 11, 1979...His full name is Terence Darea Morris...The oldest of seven children (four younger brothers and two younger sisters)...Has lived his entire life in the state of Maryland...Terence is the son of Roxanne Bright.



Terence Morris with Associate Dean of Kinesiology Dr. Jerry Wrenn.



# Welcome to Maryland





# University of Maryland

## The Campus

The University of Maryland, College Park, is the most comprehensive institution of higher education, research and service in the state. The university offers 98 undergraduate majors, 87 master's programs and 68 doctoral programs in 13 colleges and schools.

The university is one of only 30 public research universities that are members of the prestigious 58-member Association of American Universities and the only public institution in the Maryland-D.C. area with a membership in the nation's most distinguished honor society, Phi Beta Kappa. It is classified as a Research-1 university by the Carnegie Foundation by virtue of the range of its baccalaureate programs, the amount of federal support received and the number of doctoral degrees awarded each year, sharing that honor with the top research universities in the country.

Among the public universities in the Association of American Universities, College Park ranks among the top percentage of African-American undergraduate students. In addition, the university has the largest number of African-Americans and other minority members among its peers.

## History

The University of Maryland was founded in 1807 in Baltimore as a faculty-owned College of Medicine. The medical school was considered one of the top schools in the country, attracting notable professors and lecturers from throughout the world. In its beginning, tuition cost \$140, grades were sent home weekly to parents and students could obtain room and board for \$300 annually.

Five years later, the growing institution was renamed the University of Maryland. Despite the name, the university was not considered a state institution as it was still owned and operated by the faculty. Baltimore College of Dental Surgery, the first dental school



in America, became part of the university in 1840, awarding the first Doctor of Dental Surgery (D.D.S) degree in 1841.

In 1859, the Maryland Agricultural College, which would evolve into the University of Maryland, College Park, was opened under a charter secured by a group of Maryland planters in 1856. In addition to spending one hour each day hoeing or plowing on the college farm, students took a broad range of courses in ancient and modern languages, natural sciences, English and mathematics. After a disastrous fire on campus in 1912, the state acquired the college and rebuilt it.

In 1920, the state legislature combined the College Park institution with the professional schools in Baltimore to form an expanded University of Maryland. The entity eventually grew to include campuses in Baltimore County, on the Eastern Shore and the worldwide University College, a continuing education institution.

The following decades saw the increasing growth of student population, excellence in programs and curricula and the burgeoning of the University of Maryland, College Park, into a nationally recognized research institution.

July 1, 1988, marked the dawn of a new era in higher education in the state of

Maryland, as the five components of the university were merged with six other state universities and colleges to form the University of Maryland System and College Park secured its flagship status with a mandate to become one of the pre-eminent research universities in the nation.

## Research

The unique role of American research universities in advancing science and technology has kept the United States in the forefront of innovation and product development. Research dollars from federal and state agencies, corporations and foundations fuel much of the basic and applied research activity of the University of Maryland, College Park's faculty and graduate students.

The university has unique facilities, research centers and institutes that attract new research projects and funding, as well as provide expanded knowledge in business, science and technology. The A. James Clark School of Engineering houses the Glenn L. Martin Wind Tunnel—the most advanced aerodynamic testing facility of its kind on any university campus - and the Natural Buoyancy Facility, which simulates weightlessness for space research, the only such facility on a

university campus. Other specialized facilities include: Computer Vision Laboratory; Bioprocess-Scale up Laboratory; Laboratory for Ion Beam Research and Application; Superconductivity Research Center, Laboratory for Plasma and Fusion Studies; Psycholinguistics Laboratory; Computer-Assisted Cartographic Laboratories; Developmental Psychology Laboratory and the Center on Aging.

## Service

Programs of public service are central to the overall mission of the university. The philosophy is reflected in the wide array of programs and initiatives that benefit the state's business, agriculture and education communities.

With more than 90 high technology firms in the three-county area of Montgomery, Prince George's and Frederick counties, the university has found abundant opportunity to extend its business and technology outreach programs to the region. Many of these programs are part of the Engineering Research Center, which operates the Technology Advancement Program and the Maryland Industrial Partnerships, all programs designed to provide Maryland entrepreneurs and small businesses with research facilities, technical assistance,



# University of Maryland

THE UNIVERSITY



## The Libraries

The seven libraries at the university constitute the largest university research library institution in the Washington Metropolitan area, providing vital resources to researchers, visiting scholars, and businesses throughout the region. The libraries' holdings include more than 2.5 million volumes, 24,000 subscriptions to periodicals and nearly 5 million items available in microfilm format. University libraries also offer several nationally and internationally recognized special collections such as the International Piano Archives at Maryland, the National Trust for Historic Preservation and the National Public Broadcasting Archives.

administrative support and access to technology that will advance their economic base.

The Institute for Systems Research has formed partnerships with major corporations, including Lockheed Martin, Westinghouse, BF Goodrich, Hughes Aircraft and Dupont to apply advanced systems research to solving industry problems in the fields of communications, manufacturing, controls and robotics.

The University of Maryland features a diversity of cultural and recreational activities. Four art galleries, more than 200 annual musical performances and countless dance and theater productions, expose audiences to the broadest range of programs in the arts. And intercollegiate, club and intramural sports provide students of all levels an opportunity to participate as spectators or athletes.

## The Alumni

Graduates of the university go on to distinguished careers in many fields. Chosen from thousands of qualified alumni, an inaugural group was inducted into the University of Maryland Alumni Association Hall of Fame in 1995. They included 21 outstanding individuals who have brought and continue to bring, great honor to their alma mater. Their achievements are as varied as their lives, but they all have one thing in common: a degree from the University of Maryland, College Park.

## History of College Park

Just after the American Revolution, the state of Maryland established its first two colleges at Chestertown and Annapolis. By the 1850s, at least 30 little colleges had sprung-up over the state, many with state support, but many of them disappearing within a few

years. Then in 1859 a different kind of institution appeared at College Park—the Maryland Agricultural College—the third such college in the world, created mainly for farmers' sons. The college was established by Charles Benedict Calvert, a wealthy planter from nearby Riversdale—now Riverdale—and later a congressman. Calvert built a handsome Gothic dormitory-classroom structure located in a grove of trees near the present Morrill Hall, and he divided the land down to the Baltimore-Washington Turnpike into small plots where each of the 50-or-so students experimented with a different crop. After the Civil War the institution became a land-grant college, with small appropriations from Washington. The little college began to grow about 1900 when agricultural experiments began to bring prosperity to Maryland, and when the college expanded its offerings into engineering, business and the liberal arts. In 1912 the old Gothic building burned, and the state provided modern structures. Women were admitted to the campus, and graduate work began. In 1920 the college combined with the long established professional schools of Baltimore and changed its name to the University of Maryland. Growth accelerated after 1935 when the politically astute football coach, H.C. "Curley" Byrd, became president, added scores of new programs, and won national football championships. In the 1950s and 1960s President Wilson H. Elkins maintained the rapid growth, and College Park became one of the largest campuses in the nation. President Elkins, a Rhodes Scholar, transformed the institution's public image to one of high academic integrity. In the 1970s and 1980s the University's graduate and research programs flourished. In 1988 the General Assembly of Maryland combined six state colleges with the five campuses of the University of Maryland, and specifically charged College Park with the role of leadership in the revamped system.

## University Traditions

Testudo is a Diamondback turtle. Like some other famous personages born into the Depression of the 1930s, the derivation of his name is cloudy. But it is likely that his moniker is derived from the scientific classification for turtle (testudines). Or the top turtle could be named after *testudo gigantia*, a species native to the African nation of Seychelles and one of its remote islands, Aldabra. Or the name could have come from a dictionary definition that says the word, *testudo*, was derived from the Latin and meant a shelter held over the head of Roman soldiers—like a tortoise shell. These explanations are a long way from the Chesapeake Bay where the Diamondback lives.

When Testudo had his coming out on May 23, 1933, he was thrown into a world filled with intimidating mascots—Wildcats, Tigers, Devils, Wolves, Bears—thought up over a half-century of intercollegiate competition. The University of Maryland, College Park was consolidated from different state schools in 1920 to form the base of today's wide-ranging state system, and the remodeled Maryland needed a flag carrier to do battle with Wahoos, Lions and Generals.

Dr. H.C. Byrd, a football coach who later became University President, recommended the Diamondback as mascot in 1932 in response to the student newspaper's search for an "official" leader. Byrd's childhood in Crisfield, Md., apparently included skirmishes with this brand of snapping turtle, indigenous to the Bay. The school paper was in fact already called *The Diamondback*, and when the Class of 1933 stepped forward with the idea of giving the University a permanent bronzed version as its graduation gift, Testudo's family was in to stay.

Maryland had been referring to itself as Old Liners, yet another name whose derivation no one seems sure of. Historians are in a scrimmage over whether the nickname is a



# University of Maryland

reference to a Revolutionary War Troop of Maryland soldiers who distinguished themselves on the field of battle, or they feel it could refer to a squabble with Pennsylvanians over just where the border between the two states should be.

The Class of '33 raised money for casting a Diamondback by holding its Senior Prom on campus to save money on expenses. And the yearbook and Student Government Association chipped-in. Edwin C. Mayo, Class of '04 and a former quarterback, donated at cost the 300 pound bronzed beauty. As President of Gorham Manufacturing in Providence, R.I. Robert J. Hill cast the inspired sculpture accomplished by company artist Aristide Cianfrani. Further turtleization came when the student yearbook, *The Reveille*, became *The Terrapin* in 1935. Newspapers, even then exploring every angle, shortened Terrapin to Terp for headline writing ease when it wasn't trying to cram Old Liner into a single column head. The name was in place; now came the stuff of legend.

## The Stuff of Legend

The nicely thought out plans that made Testudo an instant hit did have a flaw. Putting Mr. T in front of the campus gym, Ritchie Coliseum, exposed Testudo to every road agent wearing enemy colors. Ritchie was right on U.S. Route 1, then the principal North-South highway along the Eastern Seaboard. When a less dignified opponent needed something extra against the turtle and his troops, they practiced emotional blackmail, and kidnapped him.

That was not the worst of it. They painted his golden skin enemy colors, and defaced his pedestal which was only to have the block M on it. Instead, opponents painted illegitimate JH's or GW's or V's or NC's on his nest. A riot took place when Johns Hopkins students kidnapped the handsome reptile in 1947; 200 police were called to the Baltimore campus to control the justified anger of College Park students. Two years later, the nifty shelled crusader was found on the lawn of a Virginia (The University) fraternity house, whose occupants smugly called

President Byrd with the message to get Testudo off their lawn. Of course Byrd obliged, and soon after Testudo was hidden in the campus carpentry shop where he was less inspirational, but a whole lot safer.

The second stadium bearing Byrd's name was built in 1950, and in 1951, Testudo, sans coats of rivals' paint, took his perch in front of the Byrd Stadium football team house. He had beaten back all who would wrong him, and to make sure he would not travel again, he was fed 700 pounds of cement and had his body attached to a new pedestal by long steel rods.

With his permanent nesting came success for Maryland. Acting

as guardian to waves of Terp competitors, the national football championship came, as did several ACC titles in the 1950s. His popularity among the students might have been the undoing of success, however. When McKeldin Library was constructed in the middle of campus, the student body demanded Testudo's full-time presence in the center of day-to-day activities. Testudo had gone far beyond being just a symbol for athletics. He was a campus symbol. Students carefully carried him up the hill to the main College Green and the library, and he was bolted to a new bed of stone in the early 1960s.

Coincidence or not, football did have a downturn in the 1960s with Testudo absent. In the 1970s, when a costumed Testudo started to roam the sideline, success was returning. The furry Testudo reigned over unrivaled ACC football prowess, and sent Terps out to the four corners of the football world for bowls and intersectional clashes.

In 1992, a bronze duplicate to Testudo was created and installed just outside the new Football Complex locker room door. As the football team takes the field the team congregates around the bronze Terrapin, and then all touch his nose for good luck. In 1995, Testudo was again duplicated as a bronze Terrapin statue was placed in Cole Field House as part of the lobby refurbishment.

Joel Meisner Co. of

Farmingdale, N.Y., created the duplicates. Two men spent two days in June of 1992 pouring a rubberized material over Testudo as it sat in front of McKeldin Library, followed by a wax mold on top. After a day to let the molds set, the wax was broken and easily removed. The rubber mold, which actually recreated Testudo, was painstakingly peeled away from the bronze and taken back to Meisner's factory where the first duplicate was created using the Lost Wax method.

While Testudo was being copied by Meisner Co. in front of McKeldin, the research library was undergoing extensive refurbishment. As part of the new interior and exterior McKeldin received, the original Testudo, was given a new pedestal and his bronze coat was cleaned. The Class of '33, which created Testudo in the first place, used its 60th reunion to dedicate the rejuvenated campus symbol.

Fifty-nine years ago, the Diamondback Turtle Gorham used as a model for the shelled wonder had a ribbon attached to it at the dedication. The ribbon was tied to the canvas covering the statue. The Diamondback moved forward, and revealed the splendor of his larger, bronzed brother. But no one rushed the smaller Diamondback in his duties. All in attendance were true believers who knew what many unfaithful have discovered about Terrapins. They bite.



# President William E. Kirwan

After 25 years of service as a professor and administrator at the University of Maryland, College Park and following a national search, Dr. William English Kirwan was appointed president of the university on February 1, 1989. He served as acting president of the university from August 1, 1988, until the time of his appointment as president.

Dr. Kirwan joined the university in 1964 as an assistant professor of mathematics. He rose through the faculty ranks as associate professor (1968-1972), professor (1972-present), and chair of the Department of Mathematics (1977-1981).

In 1981, he was appointed vice chancellor for academic affairs, College Park's chief academic post. As vice chancellor, Dr.

Kirwan raised admission standards, increased the number of merit scholarships and graduate fellowships, and established an academic planning process.

During his tenure as president of the university, Dr. Kirwan has played a pivotal role in all of the university's most significant initiatives, including: an increased emphasis on undergraduate education; selective enhancement of academic programs; recruitment and retention of distinguished faculty; achievement of diversity goals for underrepresented minorities; and the successful completion of the university's first capital campaign.

Dr. Kirwan is known for his ability to see beyond the institution's day-to-day problems, and for his talent as a consensus builder among the large and diverse campus community. Under his leadership, the university undertook a major restructuring of its academic organization, going from a divisional system to a more traditional system of colleges and schools. Subsequently, when the state's economic decline forced a reduction of this university's



**Dr. Charles Wellford is the faculty representative to the ACC, and chair of the University Athletic Council.**

budget, he oversaw a streamlining of the university's academic offerings through the elimination of a college, seven departments, and 32 degree programs.

Dr. Kirwan is a member of various honorary and professional societies, including Phi Beta Kappa, Phi Kappa Phi, the American Mathematical Society, and the Mathematical Association of America. He is the co-editor of the book *Advances in Complex Analysis*, and the author of many published articles on mathematical research. He served as an editor of the *Proceedings of the American Mathematical Society* from 1977 to 1985. He chaired the Mathematical Sciences in the Year 2000 Committee, a task force created by the National Research Council (NRC) to improve mathematics education at the nation's colleges and universities during the next decade, and he was a charter member of NRC's Committee on Undergraduate Science Education.

Dr. Kirwan is a member of numerous boards, including the Presidents Council of the Ford Foundation, the Board of Directors of the American



# President William E. Kirwan

Association of Colleges and Universities, the Council for International Exchange of Scholars (the Fulbright Program), the World Trade Center Institute, the Baltimore Council of Foreign Affairs, the Greater Washington Board of Trade, and the Suburban Maryland High Tech Council. He was recently elected to the Board of Directors of the National Association of State Universities and Land-Grant Colleges (NASULGC), and to the Presidents Commission of the National Collegiate Athletic Association (NCAA). He also is past chair of the NASULGC's Commission on Oceans and Atmosphere.

Among other volunteer activities in the community, Dr. Kirwan chairs the Prince George's County Board of Education's Citizens Advisory Committee, and chaired the County's 1996 United Way Campaign. He also serves on the Board of Directors of the Maryland Citizens for the Arts.

Because of his contributions to higher education, he was named Officer in the Order of Leopold II by the Belgium Government and elected to the University of Kentucky's Hall of Distinguished Alumni. He recently received the World Trade Center Institute's prestigious Governor's Award as the State's International Leader of the Year.

Noted for his enormous energy and long work days, Dr. Kirwan regularly finds time to teach an undergraduate class. Whenever possible, he schedules time to enjoy classical music concerts and tries to find an hour or two each week to escape to a convenient tennis court where he is known as a very competitive tennis player.

Dr. Kirwan is married to Patricia Harper of Lexington, Kentucky. They have two children: a son, William E. Kirwan III, a Washington architect who earned his baccalaureate and master's degrees from the university, and a daughter, Ann Elizabeth, who also graduated from the university with a degree in journalism.



**Dr. Donald Langenburg**  
Chancellor  
University of Maryland System

## Board of Regents

Mr. Lance Billingsley  
Chairman of the  
Executive Board  
Prince George's County

The Honorable Mary Arabian  
Baltimore City

Mr. Richard O. Berndt  
Baltimore City

The Honorable Benjamin L. Brown  
Baltimore City

Mr. Earle Palmer Brown  
Montgomery County

Mr. Nathan A. Chapman, Jr.  
Baltimore City

Mr. Charles W. Cole, Jr.  
Baltimore County

Mr. Edwin S. Crawford  
Baltimore City

Thomas B. Finan, Jr.  
Allegany County

Michael Gelman  
Montgomery County

Rajiv "Raj" Goel  
Baltimore City

Louise Michaux Gonzales  
Baltimore City

Dr. Wendell M. Holloway  
Montgomery County

The Honorable Harry R. Hughes  
Baltimore City

Lillian Hobson Lincoln  
Prince George's County

Mr. Lewis R. Riley, ex officio  
Anne Arundel County

## University of Maryland

Dr. Donald N. Langenberg  
Chancellor

Dr. George L. Marx  
Vice Chancellor for Academic  
Affairs

John K. Martin  
Vice Chancellor for  
Advancement

Joseph Vievona  
Vice Chancellor for  
Administration and Finance

## University of Maryland Administration

Dr. William E. Kirwan  
President

Dr. Marie Davidson  
Executive Assistant to the  
President

J. Terrence Roach  
Executive Assistant to the  
President

Dr. Gregory L. Geoffroy  
Vice-President for Academic  
Affairs, Provost

Dr. Charles F. Sturtz  
Vice President for  
Administrative Affairs

Reid Crawford  
Vice President for  
University Advancement

Dr. William L. Thomas, Jr.  
Vice President for  
Student Affairs

# Deborah A. Yow, Athletic Director

Deborah A. Yow has led Terrapin athletics back to balanced budgets, to a high level of productivity, and to a vigorous commitment to excellence throughout its operations.

When she was appointed as Maryland Director of Athletics in 1994, Deborah Yow began immediately to set higher standards of administrative efficiency, more effective budget controls, better customer service and old-fashioned hard work. She challenged the Terrapin Athletic Department to, "...raise our sights and sharpen our tools...to work hard and work smart...to recognize that our only limitations are those which we place upon ourselves."

Yow launched a tenacious drive towards five strategic goals for Terrapin Athletics:

1) Generate significantly higher revenues through increased corporate sponsorship, aggressive marketing and more effective fundraising.

2) Boost the graduation rate of Terrapin student-athletes to well above that of the general student population of the University, and careful compliance with ACC and NCAA rules.

3) Raise the level of competitive achievement nationally and in the Atlantic Coast Conference.

4) Develop a streamlined, highly effective athletics organization.

5) Provide outstanding customer service.

In the three years since that time, the Maryland Athletic Department has clearly responded and has taken the following significant strides:

► Has balanced all three of its budgets (first Terrapin balanced budgets in 10 years — 1984-1994).

► Increased graduation rates for student-athletes to almost 70%, above that of the general student population.

► After a four year drought in which Maryland did not win a single ACC tournament championship in any sport, in 1996-97 the Terrapins won an



impressive FOUR (4) ACC tournament championships (in Men's Soccer, Volleyball, Women's Lacrosse and Softball).

In 1996-97 the Terps sent a remarkable 11 of its 24 sports teams to NCAA/postseason tournaments - the most in Terrapin athletics history in one season (Men's Basketball, Women's Basketball, Volleyball, Men's Soccer, Women's Soccer, Field Hockey, Wrestling, Women's Lacrosse, Men's Lacrosse, Gymnastics and Softball). The Women's Lacrosse team won the NCAA National Championship for the third consecutive season. Also, individual Terrapin athletes qualified for NCAA tournament competition in Men's Swimming and Cross Country — giving the Terps an enviable team and individual participation in 13 NCAA/postseason championship tournaments in 1996-97. This is a record which is not frequently achieved among the 306 NCAA Division I athletic programs in the United States.

► Has engineered the department from a debt-ridden,



Hired in 1994 by President William E. Kirwan, Athletic Director Deborah A. Yow received a contract extension through the year 2002 in July of 1996.



# Deborah A. Yow, Athletic Director

underachieving organization to a responsive and financially sound model — with a clear vision and a drive toward national prominence.

► Membership in the Terrapin Club has increased and department revenues from all sources have increased significantly.

► Marked improvement in employee productivity and performance.

► Formed an employee "Committee on Quality in the Workplace" — to recommend initiatives to improve working conditions and to design programs to recognize the value of our athletics employees.

► Accelerated the push to improve facilities throughout athletics.

Across all sports, our Terps gained a prestigious national ranking in the upper 10% of all NCAA Division I athletics programs during 1996-97 — the highest ever in this comprehensive national ranking (at the end of the Fall sports season of seven men's and women's teams, Maryland was ranked No. 3 nationally).


The thorough and rigorous NCAA Certification Review of University of Maryland athletics rated the department with a strong approval rating, citing the strength of leadership, fiscal management and the soundness of its Title IX plan, among its numerous strengths.

The past three years have been a period of notable improvement and strengthening for Maryland athletics. The Terrapin ship still faces strong headwinds, but is no longer battered by the storm of insolvency and indirection. Indeed, over the past three years the \$6.8 million accumulated debt (prior to 1994) has been reduced to \$4.9 million, and the \$41 million facilities debt has been stricken to \$34 million. In the ACC and across the nation, the Maryland athletic program is seen as strong and highly competitive. The ship is now on course and is steadily picking up speed.

Recently, Yow shared the following observations with the Council of Deans at the University of Maryland: "We run a tight ship in Maryland athletics. We are fully committed to balanced budgets, high academic achievement, competitive excellence and outstanding customer service. We will not accept less of ourselves. We are focused on becoming one of the top 10 athletic programs in the nation every year. That is our vision and our uncompromising goal."

In that presentation, Yow concluded by saying, "We have the finest coaches, support staff and administrative team in America. It is because of their courage, hard work and cooperation that we now have a strong, viable athletic program. I am immensely proud of each of them. I am equally proud of our Terrapin fans who buy tickets and our Terrapin Club members who faithfully support the Maryland athletic program with their donations for scholarships. We have a great Terrapin family. That's the foundation for all our successes ... and the basis of our bright future."

Regarding the status of the Terrapin football program our Director of Athletics realistically points out: "The new coaching staff inherits a 5-6 team which lost over half of



its starters on offense and defense. That includes two of our best defensive lineman, our best linebacker and the entire defensive backfield, along with a number of key offensive players. Clearly, they have their work cut out for them in rebuilding this football program. But this group of coaches (who have been to over 40 bowls and three Super Bowls among them) will get this job done with integrity, intelligence, experience and skill. In time, Byrd Stadium will be consistently sold out, and we will be back in postseason bowls. The train is about to leave the station. Terrapin fans need to get their season tickets while they are still available - and get on board."

Yow, who is a member of the NCAA Management Council and other prestigious national committees and groups, is a leader in collegiate athletics today. With this goal-oriented, proactive professional leading Terrapin athletics, the University of Maryland clearly has one of America's more capable and respected athletic directors.

# Athletic Administrators



**Danita DeHaney**  
Senior Associate  
Athletic Director

Danita DeHaney and the Maryland colors go well together — her involvement with College Park athletics goes back almost two decades.

DeHaney assists the athletic director in the overall administration of the athletic department, including performance management, staff development, and outcomes assessment. She oversees the supervision of 22 varsity sports, and directs a department-wide Continuous Quality Improvement program. She also assists in the solicitation of gifts for the capital campaign, coordinating her efforts through the Athletic Advancement Office. In addition, she serves as the department's equity officer.

A cheerleader as an undergraduate, she was elected as the captain of the squad her senior season. She earned her Bachelor's degree from the College of Business and Management, with a concentration in personnel and labor relations, in 1981.

For 11 years prior to her appointment at Maryland in June, 1995, she worked for Learning International of Stamford, Conn., as a senior executive designing, implementing and selling to America's leading corporations training systems to improve organizational performance.



**Jamie Pollard**  
Associate Athletic Director  
for Administration

Jamie Pollard serves as the chief financial officer for the Department of Athletics and is a Certified Public Accountant. He is responsible for overseeing the business and facility operations of the department. In addition, he supervises nine intercollegiate sports (baseball, wrestling, golf, cross country, and men's and women's indoor and outdoor track).

Pollard received his Bachelor's degree in Accounting from the University of Wisconsin at Oskosh and immediately went to work as a staff accountant at Arthur Andersen & Co. in Milwaukee. In 1989, he was appointed Associate Director of Athletics for Business and Finance at Saint Louis University where he oversaw finances and directly supervised six intercollegiate sports. He assumed his present position at Maryland in September of 1994.

Pollard is an outstanding distance runner, having won the 1987 NCAA 5,000 meter championship and earning NCAA All-America status.

Jamie and his wife, Ellen, have one child, Thomas.



**Patricia Nicol**  
Assistant Athletic Director/  
Senior Women's Administrator

Patricia Nicol's outstanding competitive record, as an administrator and a student-athlete, brought her to Maryland as Assistant Athletic Director for seven sports, and as Senior Women's Administrator. Nicol came to Maryland after a successful tenure as Associate Athletic Director and SWA at Providence College from 1990-96.

Nicol now has the responsibility of overseeing 13 of the most successful sports at Maryland. She is in charge of the nationally-ranked women's lacrosse, soccer, volleyball and field hockey teams, the nationally-ranked men's lacrosse team and men's soccer teams and the nationally-recognized women's basketball, gymnastics and women's softball teams. In addition, she oversees the men's and women's tennis and swimming programs.

She was an outstanding track and field performer as an undergraduate at the University of Rhode Island. She earned both her Bachelor's and Master's degrees from the university and was admitted to the school's athletic Hall of Fame in 1990. She served as the head cross country and women's track and field coach at West Virginia University from 1983-1984.

Nicol is a native of Providence, R.I., and has two children, Christine, 13, and Michael, 11.



**Rob Mullens**  
Assistant Athletic Director  
for Business

Rob Mullens is in charge of the day-to-day activities of the athletic business office. He recommends and implements accounting procedures, monitors monthly expenses and assists the Associate Director for Administration in the overall financial administration of the athletics department.

He graduated cum laude in 1991 from West Virginia with a degree in business administration. He later earned a Master's degree in Sports Management at WVU in 1993. He came to Maryland from The University of Miami (Fla.) where he was senior business manager and the chief budget officer for athletics. Mullens also worked for the accounting firm of Ernst and Young (1991-92) and served as a student assistant in the Sports Communications office at West Virginia (1989-91). He served as a graduate assistant to the Assistant Athletic Director for Business at West Virginia (1992-93) and was an intern for the Senior Associate Director of Athletics at Kentucky (1993).



# Athletic Administrators



**Curt Callahan**  
Assistant Director of  
Athletics for Operations and  
Facilities

Curt Callahan was promoted to Assistant Director of Athletics for Operations and Facilities in 1997. In addition to his senior level position within the department, he is also an assistant coach for the Terps' nationally-prominent wrestling program.

During the 1997 academic year Callahan worked on a day-to-day basis with all of the athletic department facilities and helped coach the wrestling team to a 29th place finish at the NCAA Tournament.

As the Director of Operations and Facilities, Callahan has helped oversee the last five NCAA Lacrosse Tournaments which have been held in College Park. In addition, he has overseen the immense facility growth within athletics. He has worked directly with the building of the football team house and the addition of the upper deck in the football stadium and the completion of the track and field facility.

Callahan came to Maryland in 1966 from Pittsburgh, Pa. He was the Pennsylvania State runner-up at the 138-pound weight class as a senior. He continued his career at Maryland where he won two Atlantic Coast Conference individual championships and was a member of four ACC team champions.



**Neil Brooks**  
Assistant Athletic Director  
for Compliance

Neil Brooks is in his first year as Assistant Athletics Director for Compliance having been named to the position in June of 1997. He is responsible for developing and implementing the operating procedures pertaining to NCAA and ACC rules compliance for the department.

Brooks comes to Maryland after having worked in various student services capacities at the University of Miami since 1994. Most recently, he served as Assistant Athletics Director/Director of Student Services. He directed the Academic Support Services Center for 390 student-athletes, a position which included the coordination of initial and continuing eligibility certification, student-athlete housing and the awarding and monitoring of athletic scholarships and financial aid.

Prior to being named Assistant Athletics Director at Miami, Brooks served the university as its Director of Athletic Services and Coordinator of Student Services. He has also worked at Arkansas State University, Rice University and the University of Texas in the area of student services.

Brooks earned his Bachelor of Science Degree in business administration from Miami University of Ohio in 1987 and his Master of Arts in Sports Administration from St. Thomas University in 1991.



**Neal Eskin**  
Assistant Athletic Director  
for Marketing and  
Promotions


Neal Eskin, a University of Maryland alumnus and former manager for the men's basketball team, serves as Assistant Athletics Director for Marketing and Promotions.

Eskin directs all marketing activities related to ticket sales, including the development of marketing plans and coordination of all sales materials. He is responsible for corporate sponsorships and coordinates several aspects of game management for basketball and football including all promotional activities.

In the sport of men's basketball, Eskin directed a 20 percent increase in attendance from 1991-93 and three sellout seasons from 1994-97. While directing the marketing efforts in football, he developed a marketing plan which resulted in the largest football attendance increase among all Division I-A schools from 1994 to 1995. In addition, he coordinated the marketing for the NCAA Men's Lacrosse Championships, which set various attendance records each year from 1993 to 1997.

Eskin earned his Bachelors of Arts degree in radio/television/film in 1984. He has worked as the producer of the award-winning Gary Williams Television show.

He was married to the former Jodi McCurdy this past summer.



**Craig Brooks**  
Terrapin Club Director

Craig Brooks, who joined the Department of Athletics in July of 1996, was named Director of the Terrapin Club in May of 1997. Brooks oversees the daily activities of the Terrapin Club, the department's booster club. The Terrapin Club raises scholarship monies for Terrapin student-athletes.

Brooks began his career in athletics administration at Johns Hopkins University as its Director of Athletic Development in 1993. While there he created Blue Jays Unlimited — the athletic department's booster club. In addition, he oversaw the capital fundraising project for construction of an athletic field house.

Brooks, a native Baltimorean, graduated from Johns Hopkins University in 1986. He was a Third-Team All-America selection in 1986 as a standout thirdbaseman for the Blue Jays.

Following his playing career, Brooks was an assistant coach at Johns Hopkins for five seasons. During that time, the program was a consistent national contender with the 1989 team finishing third in the College World Series.

Brooks earned his Bachelors Degree in writing in 1986. He earned his master's degree in sport management from the United States Sports Academy in 1989.

He is married to the former Amy Rauschenberger. They have two children, a son Tanner, 3, and a daughter Logan, 1.

# Athletic Administrators

## Sports Team Offices

- Baseball  
Tom Bradley, Coach  
314-7122
- Basketball (Men's)  
Gary Williams, Coach  
314-7029
- Basketball (Women's)  
Chris Weller, Coach  
314-8276
- Cross Country  
(Men's and Women's)  
Dan Rincon, Coach  
314-7457
- Field Hockey  
Missy Meharg, Coach  
314-3895
- Golf  
Tom Hanna, Coach  
403-4299
- Gymnastics  
Bob Nelligan, Coach  
314-7007
- Lacrosse (Men's)  
Dick Edell, Coach  
314-7114
- Lacrosse (Women's)  
Cindy Timchal, Coach  
314-4273
- Soccer (Men's)  
Sasho Cirovski, Coach  
314-4161
- Soccer (Women's)  
Alan Kirkup, Coach  
314-7034
- Softball  
Gina LaMandre, Coach  
405-0521
- Swimming and Diving  
(Men's and Women's)  
Jim Wenhold, Coach  
314-7030
- Tennis  
(Men's and Women's)  
Jim Laitta, Coach  
314-7131
- Track and Field  
(Men's and Women's)  
Bill Goodman, Coach  
314-7457
- Volleyball  
Janice Kruger, Coach  
314-7009
- Wrestling  
John McHugh, Coach  
314-7134

## Director's Office

- Deborah A. Yow, Director of Athletics  
Joyce Taylor, Executive Administrative Assistant  
(301) 314-7075  
Danita DeHaney, Senior Associate Director of Athletics  
Renee Mahaffey, Administrative Assistant  
314-8678  
Mark Roundtree, Assistant to the Director of Athletics  
Jamie Pollard, Associate Director of Athletics for Administration  
Lori Panko, Executive Administrative Assistant  
405-0572  
Patricia Nicol, Assistant Director of Athletics/Senior Women's Administrator  
314-6969

## Advancement

- Greg Manning, Director of Major Gifts  
Dotti Warren, Administrative Assistant  
314-7014  
Cheryl Harrison, Assistant Director of Major Gifts  
405-0729  
Andrew Plenn, Assistant Director of Major Gifts  
David Diehl, Director of the M-Club  
314-5372  
Craig Brooks, Director of the Terrapin Club  
405-0735  
Julie Patterson, Assistant Director of the Terrapin Club  
314-7077  
Robin Chiddo, Administrative Assistant  
314-7073  
Dana Delaney, Administrative Assistant  
314-7020  
Melissa Whisnant, Gift Processor  
314-7032

## Marketing

- Neal Eskin, Assistant Director of Athletics for Marketing  
Rich McGill, Assistant Director of Marketing  
314-7073  
Napoleon Martinez, Assistant Director of Marketing  
314-5252

## Business Office

- Rob Mullens, Assistant Director of Athletics for Business  
Lisa Lepore, Personnel Coordinator  
Lisa Peterson, Business Manager  
Brian Hendricks, System Administrator  
Phyllis Wallace, Office Supervisor  
Karen White, Payroll  
314-7048

## Compliance and Certification

- Neil Brooks, Assistant Director of Athletics for Compliance  
Jane Pearson, Compliance Coordinator  
314-7081

## Equipment

- Ron Ohringer, Director  
Pat Gallagher, Assistant Director  
John Bowie, Assistant Director  
314-7331

## Grounds

- Bunk Carter, Head Groundskeeper  
Bill Reinhol, Assistant Grounds Keeper  
314-7383

## Operations and Facilities

- Curt Callahan, Assistant Director of Athletics for Operations and Facilities  
Gary Parker, Assistant Director  
Patty Benfield, Administrative Assistant  
314-7126

## Sports Medicine

- Sandy Worth, Head Trainer  
Brant Berkstresser, Assistant Trainer  
J.J. Bush, Assistant Trainer  
Kevin McLaughlin, Assistant Trainer  
Michael Meyers, Assistant Trainer  
Bill Saylor, Assistant Trainer  
Phyllis Sanders, Assistant Trainer  
314-9905

## Strength and Conditioning

- Dwight Galt, Director  
Damian Stevens, Assistant Director  
Barry Kagan, Assistant Director  
Corliss White, Assistant Director  
314-9927

## Academic Support and Student Services

- Demetrius Marlowe, Assistant Director of Athletics for Academic Support and Career Development  
John Bowman, Assistant Director  
Heather Lowe, Assistant Director  
Don Pearman, Assistant Director  
314-9662

## Ticket Office

- Jack Zane, Director of Ticket Operations  
Wendy Brown, Ticket Manager  
Andrew Hartley, Assistant Ticket Manager  
Debbie Russell, Assistant Ticket Manager  
Eloise Jones, Assistant Ticket Manager  
314-7070

## Varsity Sports

- Linda Barbour, Administrative Assistant  
314-7003



# Terrapin Club

The Terrapin Club...providing today's student-athletes with tomorrow's opportunities through scholarship support.

The Terrapin Club provides athletic scholarships to over 400 of Maryland's student-athletes competing in 24 varsity sports. For many athletes, these scholarships are their only means of continuing their education; for others it is an opportunity to compete at the highest level of athletic competition in America's premier conference, the Atlantic Coast Conference.

Last year the Terrapin Club raised \$2.5 million through private gifts and the support of its generous members. In addition to helping provide athletic scholarships, members receive special benefits including priority ticket assignment, preferred parking for home athletic events, the official athletic newsletter and much more.

If you would like to become a member of this elite group, contact the Terrapin Club Office at (301) 314-7020. Call Craig Brooks or Julie Patterson now to become a member of the Terrapin Club. Whether its \$125 or \$10,000 your gift can make a difference to the success of Terrapin Athletics, both on and off the field.

## Levels of Terrapin Club Annual Membership:

Top Terp	\$10,000+
Coaches Club	\$5,000-\$9,999
Super Terp	\$2,000-\$4,999
Diamondback	\$1,200-\$1,999
Gold	\$600-\$1,199
Silver 250	\$250-\$599
Silver	\$125-\$249



# Major Gift Fundraising

## Maryland Educational Foundation

The mission of the Maryland Educational Foundation (MEF) is to provide scholarship endowment funds in support of the University of Maryland Athletic Department's annual athletic scholarship expenses. The financial support generated by the MEF will allow Terrapin student-athletes to receive a quality education while remaining competitive in their respective sports. To accomplish this, the MEF has established specific goals and objectives to achieve the fundraising intentions of the organization.

The MEF has raised financial support for Maryland Athletics for over 50 years and is a major arm of the department's deferred gift-giving program. Donors to the MEF Endowment fund have the foresight to know that investing in the future of a student-athlete is one of the most significant contributions you can make. By supporting talented, deserving student-athletes, you are ensuring that the legacy of excellence will continue and grow with each individual who lives the University of Maryland experience.

The vision of the MEF is to raise enough dollars through private gifts to build an endowment capable of funding each of the university's intercollegiate teams at the maximum number of scholarships allowed by the NCAA. Furthermore, while striving to attain this vision, the MEF will provide the highest quality of customer service to the donor and represent the University of Maryland in the highest regard.

What is an endowment? An endowment is a gift in which the principal is held in perpetuity, with only the income used, in part or whole, for expenses. To maximize investment growth and potential, the MEF under the guidance of professional investment managers, has a policy of pooling endowment funds whenever feasible. The MEF investment portfolio provides a diversified investment objective founded on discipline and prudent management that can assist to ensure future financial success for the Terrapin athletics program.

The MEF invites you to discuss gifts such as cash, securities, real

estate, insurance, personal property, life income, gifts of pooled income funds, charitable remainder trusts, charitable gift annuities, wills and bequests. An endowment gift is truly a dynamic investment in the future of Maryland Athletics! Contact Executive Director Greg Manning (301) 314-7020 if you would like more information.

### Maryland Educational Foundation, Inc. Board of Governors

Chairman	Fred Fredenck
Vice-Chairman	Barry Gossett
Secretary/Treasurer	Jack Scarbath
Past-Chairman	Michael Sullivan
Executive Director	Greg Manning
Board of Governors	Waldo Burnside
	Jonathan Claiborne
	Reid Crawford
	Dr. John Dennis
	Larry Doll
	Thomas Fields
	Charles Grant
	Carole Harris
	Dr. Palmer Hopkins
	Jack Heise
	Arthur Kramer
	Tommy Marcos
	Matty Mathias
	John McCracken
	Jack Miller
	Wilson Phipps
	Haskell Smith
	Mark Turner
	Robert Weiss
	Wally Whitmore
	Deborah A. Yow

## Athletic Major Gift Development Unit

The continued excellence of the University of Maryland Athletics program will be greatly enhanced by the support it receives through private gifts beyond the annual Terrapin Club contributions. Cash gifts for the improvement of capital projects truly distinguishes any great institution's athletic program, thus guaranteeing a future as rich as its past. It is with this in mind that the University of Maryland Foundation make available cash gifts to provide benefits to yourself and your family, while in addition assisting Terrapin athletics.

A gift of cash is the most critical type of donation to the Major Gifts Development Unit. These contributions enable the Athletic Department to refurbish existing facilities and build new ones. Our goal is to raise \$1.5 million in each year over the next five years. We will do it with your help and contributions.

For information concerning a gift to the Major Gift Development Unit please contact Greg Manning, Director of Major Gifts or Cheryl Harrison, Director of Advancement Projects in the Athletic Advancement Office at (301) 314-7020.

## The M Club

The M Club, one of the oldest organizations of its type in the country, was founded in 1923 by a group of letterwinners at the University of Maryland to encourage excellence in athletics. It is an organization of over 4,000 former University of Maryland varsity letterwinners with the goals to achieve the very best overall academic and athletic program for the varsity teams, to aid the athletes in making positive contributions to the community, to obtain and maintain funds for awards and scholarships, and to cultivate social contact and good sportsmanship among the wearers of the "M".

Your membership participation through the payment of annual dues enables you to receive the monthly TerpTalk for information about the current teams and news about your former teammates and receive discounts at various M Club functions while providing support to increase the scholarship endowment and support awards and recognition efforts for our student-athletes.

Many benefits are intangible, including the satisfaction of

having lettered at a great university, and belonging to a unique and exclusive organization. University of Maryland letterwinners interested in the M Club should call David Diehl at (301) 314-5372.

## M Club Executive Committee

John Lamon, President  
Bryan Borda, President-Elect  
Laura LeMire, Vice President  
John Simmons, Treasurer  
Marshall Fesche, Assistant Treasurer  
Jonathan Claiborne, Executive Committee  
Russell Davis, Executive Committee  
Bob Stumpf, Executive Committee  
Ralph Lary, Executive Committee  
Vic Jung, Executive Committee  
Dan Crowley, Executive Committee  
Jack Heise, Legal Advisor  
David Diehl, Executive Director



# Strength and Conditioning

College Basketball has evolved to the point where total physical training is necessary to successfully compete on the Division I level. It has become extremely important to Head Coach Gary Williams that all of the Terrapin players are prepared in terms of physical strength and conditioning. A heightened spirit of determination by each member of the basketball team has brought about spectacular achievements in the weight room and on the basketball court.

The commitment by the Terrapin players has been a key element in Maryland's rise to national prominence and becoming a fixture in the national rankings. Maryland was nationally ranked the last three years.

Maryland's year round strength and conditioning program for basketball is coordinated by Head Strength and Conditioning Coach Dwight Galt. Galt works extensively with the men's basketball team, teaching plyometrics, Olympic training, explosive free weight training, motivational techniques and nutrition. He is certified by the International Sports Science Association and is member of the National Strength and Conditioning Association.

Galt has designed a dynamic workout for the basketball team which is centered around a power style of training emphasizing explosive power, flexibility, body strength, agility and pre- and in-season conditioning.

Galt's explosive power philosophy has been derived from the game of basketball. All of the quick starts, stops, sprints and jumps that are routine on a basketball court are power movements. Thus, the Terps' workouts rely heavily on explosive free weight training. The workouts also center around strength training, including squat, bench and deadlifts.

The conditioning program plays a large role in preparing the Terps for the court. Pre-season workouts begin shortly after classes commence in September.

During the pre-season, the team lifts weights and follows an anaerobic conditioning program three times a week and attends aerobic conditioning sessions twice a week. The conditioning also includes distance sprints and basketball specific agility movement.

The Terp basketball players are fortunate to train in two of the premier weight training facilities in the country. The main Maryland Weight Room features 7,200 square feet of space that holds advanced training equipment which caters to the specific needs of basketball. A main component in this facility is the free weight equipment, including ten mammoth power racks, Olympic platforms and 11 tons of free weights. State-of-the-art selectolyzed and plate loaded equipment further give the student/athlete the chance to better themselves.

Another outstanding facility available to the team is the basketball weight room, located adjacent to the locker room. There, the Terps enjoy a modern, well equipped facility only steps from



the locker room.

The Maryland basketball players are now better prepared to be on the basketball court because of their strength and conditioning program, and because of that, have realized an increase in performance on the court.

Dwight Galt was named to head the strength and conditioning unit on January 2, 1994. Galt came to work as an assistant strength and conditioning coach on a part-time basis. He assumed a full-time position in 1989. During that time, he worked extensively with the Washington Capitals of the National Hockey League.

Galt supervises all of the strength and conditioning training for the football and basketball programs and coordinates the training of Maryland's entire 24 sport intercollegiate athletic program.


He has been an integral part of Maryland's building tradition in the weight room. Throughout his tenure at Maryland, the Terp football players have improved in all areas of weight training and conditioning.

Galt has been a key element in the Terp's rise to national prominence and back-to-back NCAA Tournament "Sweet 16" appearances. Galt has previously worked with Maryland's nationally ranked football and basketball programs. In 1984, he worked with Maryland's ACC and Sun Bowl Championship football team. He has also worked with the Terps 1985, 1994 and 1995 NCAA Basketball Tournament teams.

Galt earned his B.S. degree in business management from Maryland in 1981 and his M.S. in exercise physiology from Maryland in 1989.

Galt, 37, and his wife, Jan, have four children, Angie, Teri, Dwight IV and Tom.

Born July 15, 1957, Galt is certified by the International Sports Science Association and is member of the National Strength and Conditioning Association.



Dwight Galt

# Academic Support Unit

## Demetrius Marlowe

*Assistant Athletic Director for Academic Support and Career Development*



Demetrius Marlowe is in his first year at Maryland as Assistant Athletic Director for Academic Support and Career Development. Marlowe oversees and directs the academic support unit for all student-athletes, coordinates the departmental drug testing and drug education programs and directs the implementation of a

comprehensive career development program for all of Maryland's student-athletes.

Marlowe comes to Maryland from Syracuse University where he served as the Academic Coordinator for football for two years. At Syracuse, he was responsible for the management of all academic support services for the football program. His duties included the development, implementation and evaluation of pre-season orientations, study tables and tutorial services, the development and monitoring of continuing eligibility and academic progress toward degree processes. In addition, his contribution to Syracuse University has led to one of the country's first NCAA/CHAMPS Life Skills program for student-athletes. He also worked as an academic counselor at the University of Notre Dame.

Marlowe has worked in an environment which sustained a student-athlete graduation rate of 85 percent and has been described as one of the "most innovative leaders in forwarding the mission of the National Association of Academic Advisors for Athletes."

## Academic Support

The University of Maryland considers intercollegiate athletics an integral part of the collegiate experience. Its existence provides an opportunity for students, faculty, alumni and students to share in the life of intercollegiate athletics.

The Department of Intercollegiate Athletics strives to achieve the same standards of excellence in its athletics program as exist within the University's teaching, research and public service programs. The department embraces the concept that the student-athlete is first and foremost a student, possessing academic abilities, personal interests and ambitions comparable to those of the other members of the student body.

## Terp Tutors

Teaching Excellence and Recognizing the Potential for Success targets local elementary and middle school students and helps those who may be struggling in the disciplines of reading and math. Student-Athlete volunteers visit local schools and provide free tutoring services. The program is designed to reach out to the community and help young people improve their school skills, self-esteem and awareness of the world around them.

## Terp Choices

Terp Choices is a program designed to guide student-athletes by orienting, supporting and increasing awareness of relevant issues pertaining to student-athletes in today's world. The focus of the program is making personal choices and how they may affect an entire team, not just a single individual. Education and interactive workshops are presented to the athletic team and are led by student educators.

## The Mentorship Program

The Terrapin Career Mentorship program involves an alumni based group of individuals who are interested in working with graduating student-athletes. The mentors aid students through the process of making the transition from college to the work world. Attempts are made to match the individual student-athlete with a mentor from the same field of interest. Mentors are asked to assist the student-athlete in preparing the necessary tools to make him or her a more competitive job seeker.

## Internship Program

The Internship Program is offered every spring to student-athletes who have earned 40 and 80 credits. The goal is to secure local summer internships for all interested student-athletes in an appropriate field of study.



# Academic Support Unit

## The Partnership Program

The Terrapin Partnership Program is made up of a group of faculty and staff members at the University of Maryland who are interested in working with student-athletes who have just begun the process of earning a college degree. Volunteers are matched with freshman or sophomore student-athletes so that they can develop a primary contact person with whom they can share their questions or concerns about campus life, home life and academics.

## Career Information Fairs

Career Awareness in Academic Support is expanding to include a variety of programs which will be offered for student-athletes throughout the semester. Career awareness will be an ongoing process and will include assistance with resume writing and interview skills. The end of the semester will bring a career awareness fair which will host a number of professionals with whom student-athletes can learn about career interests and planning. Unlike typical "job fairs", the purpose of this program is to allow student-athletes to explore multiple career opportunities by speaking directly to individuals in their chosen area of interest.

## Team Maryland

Team Maryland is a class taught in conjunction with the campus' Center for Political Leadership in which student-athletes are exposed to leadership and public speaking skills and techniques. The program consists of a group of volunteer student-athletes who learn about the challenges for children in the community by speaking to different elementary schools about drug abuse and the importance of education.

In conjunction with the campus' Center for Political Leadership, participants are taught leadership skills and public speaking techniques to use in their school-based presentation. In addition to school visits, Team Maryland has hosted visits from local schools to our campus.

College Football Association  
Award for Outstanding  
Graduation Rates  
70 percent or higher

1988-1996 Public  
Universities  
Virginia  
North Carolina  
Syracuse  
Mississippi State  
Kentucky  
Maryland

Awards

9  
7  
6  
5  
4  
4

"In a page one story on May 15, 1997 with the headline, "Ivy League setting at affordable prices," the Baltimore Sun's education editor noted that, increasingly, high ability students are turning their back on private universities to enroll at the University of Maryland. The story noted that Maryland's academic programs are, "one of the most advanced of the breed," with "separate dormitories where they can live if they choose, lectures by academic and political stars, attractive internships in the Washington area, limits on class size and a host of carefully planned courses, many interdisciplinary and taught by the university's senior professors."

## Maryland by the Numbers

1 Barry Gossett, Chairman of the Board of Williams Scotsman, Inc., donated \$1 million to the Department of Intercollegiate Athletics to establish the "Gossett Academic Support and Career Development Center for Terrapin Student-Athletes.

1 The University of Maryland was the only institution in the Southeastern United States to place both its undergraduate engineering and business schools in the national Top-25 ranking by U.S. News and World Report.

3 The counseling program in the College of Education was rated third in the most recent U.S. News and World Report rankings.

3 The Dingman Center and the University of Maryland School of Business has been ranked among the nation's 25 "Best Schools for Entrepreneurs" for three consecutive years.

18 The Clark School of Engineering ranked 18th in the nation in the most recent report by U.S. News and World Report.

18 According to the book, *The Rise of American Research Universities: Elite Challengers in the Postwar Era*, the University of Maryland is ranked 18th nationally in faculty research productivity.

22 The College of Education is ranked 22nd in the nation in the latest U.S. News and World Report rankings.

25 The College of Business and Management was ranked 25th in the nation in the most recent rankings release by U.S. News and World Report.

25 Construction of a \$25 million undergraduate Chemistry Building was approved by the state legislature in March.

30 The College of Music ranked 30th in the nation in the first ever U.S. News reputational survey of arts programs.

60 NASA awarded a \$60 million contract - believed to be the largest in the history of the University - to build and fly a satellite to improve understanding of the Earth's forests, climate and weather.

84 An \$84 million Food and Drug Administration complex is scheduled for completion in College Park in 1999.

100 Maryland is one of the few universities in the United States which provides internet access to 100 % of its students.

1260 The freshman class which entered the University for the Fall 1996 semester was rated as the strongest ever. The mid range of the classes incoming freshman SAT score ranged between 1090 and 1260.

# Cole Field House

Home to  
Maryland  
Basketball for  
42 Years

DEDICATED:  
December 2, 1955



Its official name is the "William P. Cole Student Activities Building." That's the name that can be read on the structure that sits between the tennis courts and the Student Union Building on the main thoroughfare on the campus of the University of Maryland, College Park.

Of course, everyone, just calls it "Cole." Like Kentucky, where the Wildcats play at "Rupp," or in Westwood, where UCLA plays in "Pauley."

The Building has also become known as Cole Field House, even though that description appears nowhere officially. In 1955 when the building was dedicated, "field house" was typically affixed to most indoor basketball facilities. Images of players in black and white shooting set shots, fans in bobby socks and a visit to the set of "Hoosiers" comes to mind.

That certainly was Cole when it opened, but much has happened since. Cole, which has just passed its 42nd season, is still one of the top arenas in the East, and one of the best places in the nation to watch a game. New locker rooms have recently been completed for both the men's and women's basketball teams as was an refurbished and expanded lobby area. The future could bring skyboxes, air conditioning, new and additional seating, a glass facade, and an expanded Hall of Fame.

"It's one of the great places to watch a college basketball game in terms of view from the seats," said Gary Williams. "You don't have to change anything in the arena. But the building is more than 40 years old and there are some things you can do. Like building a new locker room and painting the seats red."

One thing which has remained constant in Cole is good basketball. In 40 years there have been plenty of wonderful moments. The building has housed a tremendous winning history and a rich tradition of elite competition.

The Terps have finished at least .500 in 32 of the 40 basketball seasons in Cole, including the 1995 season when the team finished a perfect 16-0. The building has played host to some of the great games in the programs history. Many such games came during the decade of the 1970's, when the Terps proved to be giant killers. During the 70's and 80's the Terps defeated then number ones South Carolina (1971), Notre Dame (1979), UCLA (1981) and Virginia (1983). During the decade of the 1990's the Terps defeated then No. 1 North Carolina.

The dedication game, December 2, 1955, was also a Terp victory. Maryland opened the 1955-56 season with a resounding 67-55 victory over conference rival Virginia. The Terps were led by Bob



Kessler's 23 points and 16 rebounds. The year before, Maryland, Virginia and a handful of schools from the Carolinas began competing in the Atlantic Coast Conference. In 1958, the Terps would provide Cole with its first ACC Championship banner.

Originally, the capacity in Cole was 12,000 because there were no floor seats. Some 9,000 fans turned out for the inaugural game to see the \$3.3 million arena dedicated in the name of a longtime member of the school's board of regents. The largest crowd ever to watch a game was 15,827; that crowd witnessed the Terps and North Carolina in a 1972 overtime thriller. Cole now seats 14,500 in addition to 96 courtside seats which became available prior to the 1993-94 season.

Ironically, two of the biggest games in the arena's storied history did not feature the Terps on the court. In fact, it could be argued by basketball historians that Cole was the site of the two most important games in college and high school basketball history.

In January of 1965, Morgan Wooten's DeMatha Catholic High school team played host to the powerful Power Memorial of New York in what is remembered as the biggest showdown in high school basketball history.

Wooten was quietly building a national powerhouse in Hyattsville, Md. and he was doing so by playing, and defeating, the top prep teams in the nation. Power countered Dematha's might with 7-foot center Lew Alcindor (later Kareem Abdul-Jabbar) who would go on to be the all-time leader in the history of the National Basketball Association. In front of more than 12,000 screaming fans on a cold, snowy night, DeMatha upset Power, 46-43, handing Alcindor the only loss of his high school career. That game is said to have gone a long way toward putting Washington, D.C. high school basketball on the map with major college recruiters.

Less than two years later, Cole was the site of perhaps the most memorable NCAA Tournament Final in history. An all-black team from Texas Western (now the University of Texas at El Paso) defeated an all white team from Kentucky to win the national championship.

That game turned a lot of heads, and led many coaches at Southern-based institutions to begin recruiting black student-athletes. Cole also played host to the 1970 NCAA Championship Game in which UCLA defeated Jacksonville, as Sydney Wicks outdueled Artis Gilmore. It was the fourth of UCLA's seven consecutive NCAA Championships. In 1991, Cole played host to another huge tournament upset, as 15th seeded Richmond defeated second seeded Syracuse, 73-69, in the first round of the NCAA Tournament. Cole was also the site of ESPN's first live college basketball broadcast in 1979.

Cole is the only on-campus facility to have played host to multiple Final Fours.

Cole can also boast to being one of the few on campus facilities to play host to high school, college and professional games. In addition to the Maryland State High School Championships being held at Cole each spring, the Washington Bullets called Cole home while awaiting the completion of the Capital Center (now USAir Arena). Cole has also played host to the Annual Capital Classic High School All-Star game.

"Cole" is much more than just a basketball arena. It is at the heart of the University of Maryland. Cole Field House.



## Record at Cole Field House

Season	Won	Lost	Avg. Att
1955-56	9	5	NA
1956-57	8	2	NA
1957-58	10	1	NA
1958-59	7	3	NA
1959-60	8	2	NA
1960-61	8	2	NA
1961-62	4	6	NA
1962-63	5	6	NA
1963-64	5	4	5,833
1964-65	9	3	8,592
1965-66	7	3	9,540
1966-67	5	5	8,249
1967-68	7	3	7,101
1968-69	4	6	6,650
1969-70	10	4	9,900
1970-71	11	4	12,056
1971-72	14	0	13,166
1972-73	12	1	13,294
1973-74	12	1	12,012
1974-75	12	2	13,427
1975-76	13	2	13,110
1976-77	15	4	12,645
1977-78	10	4	12,334
1978-79	12	4	11,196
1979-80	16	0	10,050
1980-81	12	3	12,132
1981-82	13	3	9,830
1982-83	14	3	10,144
1983-84	13	2	11,337
1984-85	14	2	12,458
1985-86	10	5	11,447
1986-87	8	8	8,816
1987-88	8	4	12,127
1988-89	5	9	9,198
1989-90	12	4	10,300
1990-91	11	3	9,820
1991-92	10	5	9,563
1992-93	8	7	11,681
1993-94	10	3	13,644
1994-95	16	0	13,814
1995-96	11	3	13,324
1996-97	11	3	13,059

### 41-year record

Won	Lost	Pct.
419	144	.744

## TERP ATTENDANCE RECORDS THROUGH THE YEARS

### ColeFacts

**Largest Cole Field  
House Crowd:**  
15,287

**Final Score:**  
North Carolina 79, Maryland  
77 (OT)

**Date:**  
Wednesday  
February 16, 1972.

*Because of current seating  
regulations, capacity of Cole  
Field House  
is now 14,500*

<u>Home Games Only</u>				<u>Total Season Games</u>			
Season	Games	Attendance	Average	Season	Games	Attendance	Average
1963-64	9	52,500	5,833	1963-64	26	132,200	5,084
1964-65	12	103,100	8,592	1964-65	26	185,500	7,135
1965-66	10	95,400	9,540	1965-66	25	221,000	8,840
1966-67	10	82,490	8,249	1966-67	25	164,390	6,576
1967-68	10	70,100	7,101	1967-68	24	144,950	6,040
1968-69	10	66,500	6,650	1968-69	26	152,005	5,746
1969-70	14	138,600	9,900	1969-70	26	221,153	8,506
1970-71	15	180,842	12,056	1970-71	26	273,553	10,521
1971-72	14	184,323	13,166	1971-72	32	352,436	11,014
1972-73	13	172,828	13,294	1972-73	30	340,964	11,365
1973-74	12	144,149	12,012	1973-74	28	301,164	10,756
1974-75	14	187,971	13,427	1974-75	29	314,341	10,839
1975-76	15	196,656	13,110	1975-76	28	343,785	12,278
1976-77	19	240,254	12,645	1976-77	27	325,777	12,066
1977-78	14	172,673	12,334	1977-78	28	305,001	10,893
1978-79	18	201,536	11,196	1978-79	30	316,449	10,548
1979-80	16	160,815	10,050	1979-80	31	317,559	10,242
1980-81	15	196,978	13,132	1980-81	31	398,036	12,840
1981-82	16	157,275	9,830	1981-82	29	286,264	9,871
1982-83	17	172,445	10,144	1982-83	30	308,340	10,278
1983-84	15	170,060	11,337	1983-84	32	353,551	11,048
1984-85	16	199,335	12,458	1984-85	37	393,459	10,634
1985-86	14	160,267	11,447	1985-86	33	335,937	10,180
1986-87	16	130,975	8,186	1986-87	26	241,118	9,274
1987-88	12	145,525	12,127	1987-88	31	355,597	11,471
1988-89	14	128,773	9,198	1988-89	29	276,604	9,538
1989-90	16	164,806	10,300	1989-90	33	306,339	9,293
1990-91	14	137,476	9,820	1990-91	28	267,401	9,550
1991-92	15	143,444	9,563	1991-92	29	323,755	11,164
1992-93	15	175,217	11,681	1992-93	28	321,673	11,488
1993-94	13	177,376	13,644	1993-94	30	360,993	12,033
1994-95	16	221,020	13,814	1994-95	34	437,268	12,861
1995-96	14	186,553	13,324	1995-96	30	399,616	13,321
1996-97	14	182,832	13,059	1996-97	32	388,300	12,134

Attendance records prior to  
1963 are incomplete







Dedicated:.....December 2, 1955

Capacity:.....14,500 (Courtside Seats: 96)

First Game:.....December 2, 1955

First Maryland Win: .....December 2, 1995, Maryland 67, Virginia 55

First Maryland Loss: .....December 15, 1955, Kentucky 62, Maryland 61

100th Game: .....December 18, 1964, Maryland 82, Wake Forest 64

200th Game: .....January 23, 1973, Maryland 100, Long Island 73

300th Game: .....February 23, 1980, Maryland 82, Virginia 71

400th Game: .....January 10, 1987, Virginia 71, Maryland 64

500th Game: .....December 2, 1993, Maryland 89, UMBC 80

100th Victory:.....February 25, 1970, Maryland 83, West Virginia 76

200th Victory:.....December 28, 1977, Maryland 91, Western Kentucky 78

300th Victory:.....November 23, 1985, Maryland 84, Northeastern 72

# Terp Enthusiasm

*The cheerleaders and pep band are among the most enthusiastic and devoted fans of the Maryland Basketball program.*



Head Coach Gary Williams regularly tells anyone who asks that "Cole Field House is one of the toughest places to play in the Atlantic Coast Conference." He backs that statement up with fact: Maryland was the only team in the ACC to go unbeaten at home during the 1994-95 season and currently has a 43 game non-conference winning streak in this building. In addition, the Terps have won more than 80 percent of their games played in Cole since Williams's coaching tenure at Maryland began in 1989.

The cheerleaders and pep band are among the most enthusiastic and devoted fans of the Maryland Basketball program. During the basketball season, both organizations work from opening tip to final buzzer and beyond in support of Terp basketball. Both the cheerleaders and the pep band play at all home games, the Atlantic Coast Conference Tournament and all post-season games. Both groups followed the team to Memphis, Tenn., during the NCAA Tournament last season.

The enthusiastic and spirited Terp cheerleading squad placed eighth at the 1995 Collegiate Nationals sponsored by the National Cheerleading Association Dallas, Texas and they participated in the opening ceremonies at the 1996 Summer Olympic Games in Atlanta, Ga. The squad is coached by Lura Fleece and Tina Simijoski who are both former Terp cheerleaders. In addition to leading Cole Field House in cheers, the cheerleaders are also expert gymnasts and dancers. They are accompanied by a student who dresses up as Testudo, Maryland's famous mascot. The squad performs at many athletic department functions, pep rallies and area functions spreading Terp spirit and athletic awareness.

The pep band has become as much a part of Maryland basketball as full-court pressure defense and up-tempo offense under Gary Williams. The atmosphere in Cole as the band begins to play and the Terps take to the court is unmatched in any basketball court in the ACC. The pep band has been in existence since the opening of Cole and performs at every home game. In addition to traditional fight songs, the pep band provides an entertaining selection of well-known songs and show tunes to entertain and energize the sold-out crowds.

The entire basketball program, coaches and players, know how hard both the cheerleaders and pep band work on their behalf. The fact that tickets for Cole are sold out this season is proof that the support of the Terps is growing to levels never seen before in College Park.

"The work and effort that goes in to preparing themselves each night for an entire season is incredible," says Williams. Their tireless effort, gives us, I believe, the best support in the ACC. We love playing in Cole Field House because of their efforts."





# Terp Airwaves

All of Maryland's games this season - home and away - will be heard live on the Learfield Radio Network.

The Terps will be heard on the flagship stations, WBAL (1090-AM) and WMAL (630-AM) which combine to give Maryland one of the strongest combination of broadcast signals of any collegiate basketball team in the nation. The Terps can be heard from Maine to Florida.

Johnny Holliday will once again serve as the voice of the Terps. He will be joined once again by former Terps all-star Greg Manning.

## JOHNNY HOLLIDAY-PLAY-BY-PLAY

Johnny Holliday has earned the reputation as one of the finest play-by-play announcers in the nation. Currently in his 19th year covering the Maryland basketball team, he has earned the title, "Voice of the Terps."

Besides calling the action for the Maryland football and basketball teams, Holliday is the host of the award winning Gary Williams Show. During the football season, he is the host of the Ron Vanderlinden Show. In addition, he handles a myriad of speaking duties within the Athletics Department as its Director of Broadcasting- ranging from banquets, to alumni functions, to Terrapin Club and M-Club functions and golf outings. Holliday was named to his present position within the Athletics Department in July of 1996.

Holliday's list of credits include ABC's coverage the 1996 Summer Olympic Games in Atlanta, the Winter and Summer Olympics in 1984, 1988 and 1994. In addition, he has covered championship boxing, the Masters, the USFL Game of the Week with former Hall of Famer Paul Horning, and television coverage of the Liberty and Aloha Bowls.

Holliday's announcing career allows him to lay claim to being Washington's most versatile broadcaster, and among the best nationwide. Whether it be in radio, where he was named America's number one disc jockey during his rock and roll DJ days, to his public address duties with the Cleveland Browns, Oakland Raiders, Golden State Warriors, to his work in Washington television for the Senators and Bullets, Holliday makes a complicated business look easy.

He brings that ease to the Maryland coach's television shows on Home Team Sports, the region's premier sports channel. He has also been the host of Redskin General Manager Charley Casserly's show and as host of ACC Sports Sunday. He also does special events for HTS that include baseball, tennis, basketball, and track and field. Just when there seems to be no end to his ubiquitous appearances on television, Holliday is among the most visible announcers in regional television advertising. He is among the pioneering broadcasters in the nation for the sport of women's basketball.

A native of Miami, Fla., Holliday began his broadcasting career in Perry, Georgia, and through the years has worked in four of the nation's prime radio markets: Cleveland, New York City, San Francisco and Washington. At one time he was recognized as America's No.1 disc jockey and is a member of the Rock and Roll Hall of fame.

As deep as his broadcasting expertise is, his expertise at raising money for charity might be better. Washingtonian Magazine honored him as a Washingtonian of the Year for his many civic activities. His basketball and softball teams, the Radio Wonders, have raised more than a million dollars for charity. He is involved in Special Olympics, Catholic Charities, Operation Smile, and the Boy Scouts of America. He has served as television host for the Easter Seals, Muscular Dystrophy, March of Dimes, and Leukemia telethons.

He is the recipient of the University of Maryland "M Club" 1995 Distinguished Citizen Award and is an Honorary Member of the University's chapter of Omicron Delta Kappa.

Holliday and his wife Mary Claire are the proud parents of three daughters. Kellie is a physician along with her husband Steve; they reside in Potomac, Md. Tracie is a Neo-natal nurse at Children's Hospital; her husband Chris is an attorney and they live in Bel Air, Md. Moira attends St. Joseph's University in Philadelphia.

## GREG MANNING-COLOR COMMENTARY

Greg Manning, the Director of Major Gifts for the Department of Intercollegiate Athletics, is in his 12th year as a member of the Maryland basketball broadcast crew. Manning is among the most dedicated and recognized broadcasters in the ACC.

As the Director of Major Gifts, Manning has continued his devotion to Terrapin Athletics through his daily professional life. He was appointed the Director of Major gifts in 1994. He had held the position of Executive director of the M-Club from 1991-94 where he helped develop and strengthen the university's athletic letterwinners organization.

As director of the letterwinners club he increased fundraising from \$50,000 to \$250,000 per year. He helped implement a Capital Campaign program for the department. In his current position, Manning has the responsibility of raising the funds needed to support the capital projects of the Athletic Department.

Manning, Maryland class of 1981, gained fame on the court and in the class room for the Terps. He was among the top point guards in the ACC from 1977-81. He led the Terps to the regular season championship of the ACC and was named to the All-ACC Tournament team in 1980. As a four-year starter, he led the Terps to post-season play three times and to the eastern region semifinals of the NCAA Tournament in 1980. Nearly 16 years after his playing career ended, Manning is still listed prominently in the Terps recordbooks including holding the record for consecutive baskets made with 15 during the 1981 season. In addition, he is one of only two players in school history to shoot 75 percent or above from the free throw line during each of his four varsity seasons.

Off the court, Manning was a 1981 Academic All-American and a three-time All-ACC Academic selection. He earned an NCAA Post graduate scholarship upon his graduation from Maryland.

Manning and his wife, Cathy, have a son, Greg, Jr., 12 and a daughter, Courtney, 8, and are residents of Ellicott City, Md. He is a youth league basketball coach in Howard County, Maryland, and has been a guest lecturer at high school and college basketball camps.

## LEARFIELD COMMUNICATIONS

Learfield Communications was founded in 1972, originally as Missouri Network, Inc., by Clyde Lear and Derry Brownfield. What began as a small farm network, heard over six radio stations, is now a company that provides a wide array of services to hundreds of broadcasters across the country. Besides the sports division, Learfield, also does business through four other operating divisions: Farm, News, Satellite and Data.

Learfield Sports is one of the largest sports marketing groups in the country. Besides Maryland, Learfield Sports holds the radio broadcast rights to the University of Missouri, the University of Iowa, Indiana University, Purdue University, the University of Wisconsin, the University of Arizona, the University of Oklahoma and Oklahoma State University. Learfield also distributes the broadcasts of the University of Illinois, Iowa State University and the University of Kansas.



Greg Manning (L) and Johnny Holliday.

### Maryland Radio Network

#### FLAGSHIP STATIONS

WBAL-AM	Baltimore	1090
WMAL-AM	Washington, D.C.	630
WAMD-AM	Aberdeen	970
WI00-AM	Carlisle, Pa.	1000
WTBO-AM	Cumberland	1450
WSER-AM	Elkton	1550
WFMD-AM	Frederick	930
WARK-AM	Hagerstown	1490
WMSG-AM	Mountain Lake Park	1050
WKHW-FM	Pocomoke City	106.5
WTGM-FM	Salisbury	960
WTTR-AM	Westminster	1470



# 1996-97 Review





# 1996-97 Final Season Statistics

## Final Record: 21-11, 9-7 ACC (T4th)

PLAYER	G-GS	/—TOTAL—/		3P-3PA	.PCT	FT-FTA	.PCT	PTS	AVG	OFF REB	DEF REB	TOT REB	AVG	PF-D	AST	TO	BK	ST	MIN
		FG-FGA	.PCT																
Keith Booth	32/32	205-437	.469	1-21	.050	213-297	.717	624	19.5	84	169	253	7.9	93-2	82	101	19	64	1100
Laron Profit	32/30	160-337	.475	35-99	.354	57-91	.626	412	12.9	40	131	171	5.3	70-3	78	87	21	57	1033
Sar. Jasikevicius	32/32	115-275	.418	42-131	.321	66-89	.742	338	10.6	19	61	80	2.5	77-1	102	78	9	38	928
Obinna Ekezie	32/32	115-209	.550	0-0	.000	92-144	.639	322	10.1	75	137	212	6.6	106-4	22	80	33	23	858
Rodney Elliott	32/2	97-201	.483	6-25	.240	75-103	.728	275	8.6	74	123	197	6.2	100-5	42	38	13	17	747
Terrell Stokes	32/31	87-204	.427	31-83	.372	58-90	.645	263	8.2	12	76	88	2.8	76-1	143	100	10	45	1067
Brian Watkins	25/0	24-54	.445	0-0	.000	22-34	.647	70	2.8	13	41	54	2.2	17-0	2	18	7	2	191
Matt Kovarik	32/1	22-51	.431	1-7	.143	19-28	.679	64	2.0	21	37	58	1.8	48-2	41	28	0	18	410
Norman Fields	8/0	4-10	.400	1-2	.500	5-6	.833	14	1.8	4	4	8	1.0	1-0	1	1	0	4	19
Atman Smith	4/0	3-7	.429	0-2	.000	0-4	.000	6	1.5	0	3	3	0.8	2-0	0	3	0	2	10
Matt Hahn	4/0	1-2	.500	0-0	.000	2-3	.667	4	1.0	0	1	1	0.3	1-0	1	0	0	1	8
Kelly Hite	11/0	2-8	.250	0-4	.000	6-12	.500	10	0.9	3	8	11	1.0	5-0	0	4	0	2	36
Matt Raydo	9/0	1-5	.200	1-4	.250	1-3	.333	4	0.5	1	2	3	0.3	4-0	4	4	0	1	18
Team												87							
Md. Totals	32/32	836-1800	.465	118-378	.312	616-904	.681	2406	75.2	346	793	1226	38.3	600-18	518	542	112	274	6425
Opponent Team												91							
Opp. Totals	32/32	752-1857	.405	195-601	.325	437-654	.668	2136	66.8	335	666	1092	34.1	669/29	425	590	122	229	6425

SCORE BY PERIOD	1	2	OT	OT	TOTAL	DEADBALL REBOUNDS
Maryland	1177	1221	8	0	2406	139
Opponents	961	1159	16	0	2136	116

## Final ACC Record: 9-7, T4th

PLAYER	G-GS	/—TOTAL—/		3P-3PA	.PCT	FT-FTA	.PCT	PTS	AVG	OFF REB	DEF REB	TOT REB	AVG	PF-D	AST	TO	BK	ST	MIN
		FG-FGA	.PCT																
Keith Booth	16/16	94-217	.433	0-10	.000	105-144	.729	293	18.3	41	95	136	8.5	51-1	41	47	12	36	566
Laron Profit	16/16	85-185	.460	16-49	.327	34-48	.708	220	13.8	24	59	83	5.2	35-1	35	46	11	26	533
Sar. Jasikevicius	16/16	64-146	.438	26-71	.366	38-55	.691	192	12.0	6	34	40	2.5	37-0	55	40	5	20	498
Obinna Ekezie	16/16	51-98	.520	0-0	.000	49-76	.645	151	9.4	35	64	99	6.2	57-3	9	39	13	7	410
Rodney Elliott	16/0	46-97	.474	2-9	.222	38-49	.776	132	8.3	31	61	92	5.8	50-2	19	24	9	8	362
Terrell Stokes	16/16	41-98	.418	11-36	.306	28-43	.651	121	7.6	7	36	43	2.7	36-1	64	53	5	16	552
Matt Kovarik	16/0	11-29	.397	0-3	.000	5-10	.500	27	1.7	13	16	29	1.8	26-1	22	11	0	8	222
Kelly Hite	3/0	1-1	1.00	0-0	.000	0-0	.000	2	0.7	0	1	1	0.3	2-0	0	1	0	1	9
Brian Watkins	12/0	2-6	.333	0-0	.000	3-8	.375	7	0.6	0	13	13	1.1	4-0	0	7	3	0	48
Team												47							
Md. Totals	16/16	395-877	.450	55-178	.309	300-433	.693	1145	71.6	157	379	583	36.4	298-9	245	268	58	122	3200
Opponent Team												52							
Opp. Totals	16/16	391-941	.416	104-313	.332	224-327	.685	1110	69.4	179	337	568	35.5	321-13	218	271	72	118	3200

# 1996-97 Game by Game Statistics

Final Record, 21-11 Overall, 9-7 ACC

TEAMS	FGM-FGA	.PCT	3PM-3PA	.PCT	FTM-FTA	.PCT	AST	TO	BLK	STL	PF-D	OR-DR	REB	HALF	FINAL
Howard	20-59	.339	3-16	.188	12-21	.571	10	27	0	7	18-0	8-23	31	23	55
Maryland	37-74	.500	5-12	.417	14-23	.609	23	20	3	12	22-0	20-37	57	51	93
Towson State	22-59	.373	3-17	.176	29-38	.763	8	20	4	8	25-0	13-21	37	34	76
Maryland	35-68	.515	3-6	.500	20-35	.571	19	15	3	13	25-1	16-27	45	57	93
Chicago State	16-66	.242	1-14	.071	11-26	.385	11	24	4	8	28-4	7-30	38	19	44
Maryland	29-70	.414	6-19	.316	30-45	.667	21	19	3	14	20-0	17-49	67	50	94
UMBC	10-40	.250	2-13	.154	9-13	.692	6	30	3	2	17-0	8-23	31	18	31
Maryland	26-53	.491	4-18	.222	11-17	.647	22	15	7	15	26-0	8-25	33	39	67
California	23-63	.365	3-12	.250	15-18	.833	12	15	0	3	23-0	12-25	37	37	64
Maryland	27-54	.500	6-14	.429	20-31	.645	17	16	5	5	16-0	8-39	38	40	80
Maryland	19-44	.432	3-10	.300	33-47	.702	14	19	3	4	21-1	10-23	33	34	74
#25 G.Washington	24-63	.381	6-21	.286	14-20	.700	13	19	5	7	32-3	19-22	41	29	68
Georgia Tech	23-59	.390	9-29	.310	8-11	.727	10	20	2	3	22-1	16-17	33	22	63
Maryland	26-48	.542	4-9	.444	21-32	.656	19	15	1	9	16-0	8-22	30	37	77
American	28-62	.452	8-24	.333	10-18	.556	17	20	1	6	19-0	13-21	34	26	74
#25 Maryland	30-55	.545	1-9	.111	20-30	.667	19	17	7	8	17-0	9-28	37	43	81
Lafayette	26-66	.394	11-30	.367	4-7	.571	18	27	4	6	29-4	8-22	30	25	67
#21 Maryland	33-68	.485	7-16	.438	35-50	.700	25	15	4	19	11-0	20-33	53	54	108
Pittsburgh	24-62	.387	9-19	.474	6-11	.545	13	22	4	15	18-0	12-22	34	38	63
#21 Maryland	24-52	.462	5-11	.455	13-23	.565	13	23	2	10	16-0	11-27	38	32	66
#21 Maryland	28-47	.596	2-8	.250	18-26	.692	13	14	1	9	18-0	7-26	33	37	76
Hawaii	23-57	.404	5-19	.263	8-15	.533	14	14	0	8	21-0	11-16	27	28	59
Georgia	23-55	.418	9-27	.333	18-31	.581	12	18	7	3	19-0	15-28	43	34	73 (OT)
#18 Maryland	25-64	.391	4-15	.267	11-22	.500	11	14	3	8	27-3	15-21	36	31	65
Virginia	22-67	.328	8-20	.400	10-15	.667	9	15	6	6	21-0	20-20	40	28	62
#18 Maryland	26-59	.441	4-13	.308	22-28	.786	13	12	6	5	14-0	18-26	44	42	78
#17 Maryland	28-58	.483	5-17	.294	24-39	.615	14	16	1	9	17-1	15-26	41	38	85
#12 No. Carolina	29-62	.468	6-22	.273	11-17	.647	23	18	3	7	23-1	12-21	33	50	75
#17 Maryland	26-48	.542	1-7	.143	15-22	.682	16	20	2	12	16-0	8-26	34	27	68
N.C. State	23-62	.371	5-25	.200	8-12	.667	9	15	3	11	17-2	13-18	31	17	59
#3 Clemson	27-53	.509	5-13	.385	8-14	.571	18	23	2	11	17-0	9-24	33	32	67
#11 Maryland	26-53	.491	2-14	.143	9-18	.500	16	20	5	16	19-0	10-22	32	31	63
#11 Maryland	19-53	.358	4-10	.400	12-21	.571	12	19	4	9	17-1	9-31	40	32	54
#2 Wake Forest	17-53	.321	3-19	.158	14-18	.778	10	17	12	9	17-0	7-27	34	20	51
Penn	28-54	.519	8-21	.381	9-10	.900	13	31	2	5	22-0	6-19	25	34	73
#7 Maryland	37-65	.569	4-13	.308	25-30	.833	24	15	2	12	14-0	12-21	33	47	103
#10 Duke	26-61	.426	8-20	.400	10-14	.714	16	13	4	4	22-1	12-21	33	29	70
#7 Maryland	26-54	.481	6-12	.500	16-22	.727	19	18	5	6	14-0	12-24	36	33	74
#5 Maryland	22-58	.379	1-7	.143	25-35	.714	13	21	3	11	20-1	16-20	36	30	70
Florida State	24-60	.400	6-13	.462	20-31	.645	11	22	5	10	24-2	17-26	43	31	74
#2 Wake Forest	23-55	.418	6-16	.375	22-35	.629	12	19	6	5	21-0	20-30	50	31	74
#5 Maryland	24-65	.369	2-13	.154	19-27	.704	11	9	3	5	25-3	15-21	36	43	69
N.C. State	21-52	.404	8-16	.500	5-10	.500	11	21	1	5	24-2	8-25	33	23	55
#7 Maryland	24-49	.490	2-13	.154	16-28	.571	16	13	6	12	14-0	8-26	34	30	66
#7 Maryland	22-50	.440	6-14	.429	18-24	.750	18	23	3	5	31-1	7-22	29	27	68
#10 Clemson	21-50	.420	5-15	.333	33-48	.688	13	16	4	11	19-0	11-25	36	29	80
Florida State	21-59	.356	6-25	.240	9-13	.692	15	19	3	6	23-2	12-19	31	27	57
#10 Maryland	24-55	.436	1-4	.250	24-33	.727	15	14	5	8	17-0	17-30	47	38	73
#10 Maryland	21-54	.389	1-11	.091	18-28	.643	10	17	2	8	19-0	11-24	25	28	61
UMass	28-60	.467	5-12	.417	17-22	.773	19	13	7	8	19-1	12-26	38	41	78
Georgia Tech	24-67	.733	9-33	.273	11-15	.733	12	14	5	9	19-1	12-22	34	39	68
#14 Maryland	27-55	.490	2-6	.333	20-27	.741	20	18	3	9	19-1	10-34	44	38	76
#12 No. Carolina	34-60	.567	5-10	.500	20-24	.833	16	15	4	4	16-0	12-26	38	48	93
#14 Maryland	30-64	.469	5-13	.385	16-20	.800	17	12	4	5	18-0	12-25	27	37	81
#16 Maryland	21-51	.412	4-8	.500	23-32	.719	10	26	2	2	20-1	14-24	38	33	69
#7 Duke	29-63	.460	7-22	.318	16-22	.727	12	14	5	13	21-0	12-19	31	34	81
#16 Maryland	24-57	.421	6-18	.333	20-25	.800	17	14	5	5	26-1	11-24	35	39	74
Virginia	27-58	.466	8-15	.533	19-28	.679	18	13	7	5	22-1	10-25	35	38	81
#20 Maryland	22-45	.489	4-11	.364	28-33	.848	12	18	3	4	18-0	10-28	38	31	76
#13 Clemson	21-52	.404	6-17	.353	13-23	.565	13	11	2	3	24-2	8-17	25	25	61
N.C. State	22-46	.478	6-14	.429	15-21	.714	12	13	0	10	18-1	6-14	20	20	65
#20 Maryland	22-44	.500	2-8	.250	12-19	.632	13	21	4	6	21-2	12-20	32	25	58
#16 Col. of Charleston	23-52	.442	6-12	.500	23-33	.697	16	15	7	12	16-0	13-29	32	33	75
#20 Maryland	26-66	.394	6-19	.316	8-12	.667	16	18	2	7	26-2	21-15	36	33	66



# 1996-97 Points, Rebounds, Assists

Opponent	W-L	Score	Booth	Ekezie	Elliott	Fields	Hahn	Hite	Jasikevic	Kovarik	Profit	Raydo	Stokes	Watkins
Howard	W	93-55	17-6-4	19-7-1	4-9-2	0-1-0	2-1-0	1-2-0	13-5-5	3-5-2	14-4-2	0-0-1	7-4-6	11-8-0
Towson State	W	93-76	22-8-2	15-7-1	12-8-0	0-0-0	DNP	0-2-0	17-5-1	4-0-0	6-4-1	0-0-0	10-6-14	7-3-0
Chicago State	W	94-44	15-11-4	6-10-0	10-8-3	5-2-0	0-0-1	2-2-0	20-3-2	3-3-3	13-12-3	2-1-1	10-5-6	7-9-0
UMBC	W	67-31	15-5-5	2-3-1	8-4-0	2-3-0	DNP	0-0-0	12-1-5	2-2-0	13-4-6	0-1-1	8-2-5	5-5-0
California	W	80-64	22-7-4	10-7-0	11-6-0	0-0-0	DNP	1-0-0	5-1-4	0-0-1	24-5-3	0-0-0	5-3-4	2-5-1
#25 G. Washington	W	74-68	29-12-4	10-6-1	12-4-2	DNP	DNP	DNP	3-2-2	2-0-0	4-5-3	DNP	11-3-1	3-0-1
Georgia Tech	W	77-63	24-6-1	3-6-1	12-6-4	DNP	DNP	DNP	8-3-5	0-0-1	18-2-2	DNP	10-2-4	2-2-0
American	W	81-74	14-7-2	19-3-1	10-10-3	DNP	DNP	DNP	6-5-7	2-3-1	13-6-3	DNP	10-2-2	7-1-0
Lafayette	W	108-67	28-11-2	4-5-1	14-13-2	2-0-1	2-0-0	3-3-0	12-3-7	7-2-0	13-5-5	0-1-0	15-3-7	9-4-0
%Pittsburgh	W	66-63	25-7-3	9-3-0	6-12-3	DNP	DNP	DNP	9-1-2	0-0-1	13-5-4	DNP	2-4-2	2-2-0
%Hawaii	W	76-59	25-4-2	6-9-0	9-6-3	0-0-0	DNP	0-0-0	4-2-1	2-0-1	10-7-1	0-0-0	14-1-5	6-1-0
%Georgia	L	65-73	18-4-3	9-12-0	3-2-1	DNP	DNP	DNP	6-2-3	0-3-0	11-8-0	DNP	16-2-4	2-3-0
Virginia	W	78-62	12-4-0	9-10-0	4-8-1	DNP	DNP	DNP	23-3-4	2-1-3	12-9-0	DNP	15-4-5	DNP
#12 N. Carolina	W	85-75	20-12-3	21-8-0	8-5-2	DNP	DNP	DNP	14-3-0	2-2-4	13-4-1	DNP	7-1-4	0-2-0
N.C. State	W	68-69	14-10-3	14-4-2	7-7-1	DNP	DNP	DNP	2-4-5	2-2-3	15-3-1	DNP	14-2-1	DNP
#3 Clemson	L	63-67	16-10-1	5-4-0	6-5-2	DNP	DNP	DNP	15-1-4	2-1-0	14-5-2	DNP	5-3-7	0-2-0
#2 Wake Forest	W	54-51	8-12-2	2-5-0	5-3-0	DNP	DNP	DNP	19-3-3	2-2-2	11-4-2	DNP	7-5-3	0-0-0
Penn	W	103-73	26-12-1	15-8-2	22-4-3	5-2-0	0-0-0	1-0-0	12-1-3	8-2-4	4-1-4	3-0-1	5-3-6	2-0-0
#10 Duke	W	74-70	15-9-6	9-6-2	11-5-0	DNP	DNP	DNP	15-1-3	0-0-1	16-7-3	DNP	8-4-4	0-0-0
Florida State	L	70-74	20-9-3	18-11-0	11-2-0	DNP	DNP	DNP	12-2-5	0-3-0	5-6-3	DNP	4-2-2	0-0-0
#2 Wake Forest	L	69-74	22-9-3	9-2-0	6-7-1	DNP	DNP	2-1-0	7-2-3	2-3-1	9-4-2	DNP	12-4-1	0-0-0
N.C. State	W	66-55	21-9-3	11-6-0	3-7-2	DNP	DNP	DNP	5-4-5	2-1-0	20-3-1	DNP	4-0-5	0-2-0
#10 Clemson	L	68-80	19-7-2	2-3-1	10-5-0	DNP	DNP	0-0-0	16-1-2	0-0-0	14-6-6	DNP	5-3-7	0-2-0
Florida State	W	73-57	17-11-3	15-11-1	12-8-0	DNP	DNP	DNP	7-1-2	4-4-2	14-8-4	DNP	4-2-3	0-0-0
UMass	L	61-78	16-4-1	11-10-1	5-3-0	DNP	DNP	DNP	6-2-1	2-1-1	21-5-1	DNP	2-2-5	0-0-0
Georgia Tech	W	76-68	26-6-3	10-5-0	4-9-2	DNP	DNP	DNP	12-3-4	5-5-2	12-6-4	DNP	6-4-5	1-2-0
#12 N. Carolina	L	81-93	20-5-3	14-7-1	10-2-0	DNP	DNP	DNP	14-2-8	0-1-0	11-4-1	DNP	12-3-4	0-1-0
#7 Duke	L	69-81	22-5-0	4-7-0	14-9-3	DNP	DNP	DNP	7-2-1	2-1-0	12-9-1	DNP	6-2-5	2-0-0
Virginia	L	74-81	17-12-5	5-4-1	9-4-1	DNP	DNP	DNP	15-3-1	2-3-3	24-3-2	DNP	2-2-4	DNP
#13 Clemson	W	76-61	19-6-3	20-10-1	0-6-1	DNP	DNP	DNP	14-1-0	0-3-3	6-5-0	DNP	17-1-4	DNP
N.C. State	L	58-65	22-5-3	12-7-2	5-2-0	DNP	DNP	DNP	1-4-1	4-1-0	11-8-4	0-0-0	3-2-3	DNP
#16 Col. of Charleston	L	66-75	18-9-0	7-6-1	12-8-1	DNP	DNP	DNP	6-2-3	0-3-3	16-4-3	DNP	7-2-5	DNP

## 1996-97 Individual Superlatives

### MARYLAND

Points	29	by Keith Booth vs. Geo. Washington (12-9-96)
Points (1st Half)	16	by Keith Booth vs. Lafayette (12-23-96)
	16	by Sarunas Jasikevicius vs. Virginia (1-4-97)
	16	by Keith Booth vs. Penn (1-21-97)
	16	by Keith Booth vs. Wake Forest (2-1-97)
Points (2nd Half)	20	by Keith Booth vs. Geo. Washington (12-9-96)
Field Goals Made	11	by Keith Booth vs. Lafayette (12-23-96)
	11	by Keith Booth vs. Penn (1-21-97)
Field Goal Attempts	21	by Keith Booth vs. Lafayette (12-23-96)
Field Goal Percentage	1.00	(8-8) by Obinna Ekezie vs. American (12-21-96)
3PT Made	4	by Sarunas Jasikevicius vs. Chicago State (12-2-96)
	4	by Laron Profit vs. California (12-8-96)
	4	by Sarunas Jasikevicius vs. Virginia (1-4-97)
	4	by Sarunas Jasikevicius vs. North Carolina (1-8-97)
	4	by Laron Profit vs. Col. of Charleston (3-13-97)
3PT Attempted	10	by Sarunas Jasikevicius vs. Virginia (3-2-97)
3PT Percentage	1.00	by Terrell Stokes vs. Howard (11-26-96)
Free Throws Made	16	by Keith Booth vs. Geo. Washington (12-9-96)
Free Throws Attempted	24	by Keith Booth vs. Geo. Washington (12-9-96)
Free Throw Percentage	1.00	(6-6) by Sarunas Jasikevicius vs. Ga. Tech (12-12-96)
	1.00	(6-6) by Sarunas Jasikevicius vs. Virginia (1-4-97)
	1.00	(6-6) by Matt Kovarik vs. Penn (1-21-97)
Total Rebounds	13	by Rodney Elliott vs. Lafayette (12-23-96)
Offensive Rebounds	8	by Rodney Elliott vs. Col. of Charleston (3-13-97)
Defensive Rebounds	11	by Laron Profit vs. Chicago State (12-2-96)
	11	by Keith Booth vs. Wake Forest (1-19-97)
Rebounds in a Half	9	by Rodney Elliott vs. Lafayette (12-23-96)
Assists	14	by Terrell Stokes vs. Towson State (11-30-96)
Blocks	4	by Laron Profit vs. Florida State (2-13-97)
Steals	7	by Laron Profit vs. Clemson (1-15-97)
Minutes Played	41	by Terrell Stokes vs. Georgia (12-30-96)

### OPPONENTS

Points	29	by Jason Maile, Pittsburgh (12-27-96)
	29	by Tim Duncan, Wake Forest (2-1-97)
	29	by Antawn Jamison, N. Carolina (2-22-97)
Points (1st Half)	21	by Jason Maile, Pittsburgh (12-27-96)
	21	by Antawn Jamison, N. Carolina (2-22-97)
Points (2nd Half)	19	by David Small, American (12-21-96)
Field Goals Made	11	by Alexander Koul, Geo. Washington (12-9-96)
	11	by Antawn Jamison, N. Carolina (2-22-97)
Field Goals Attempted	19	by Jason Maile, Pittsburgh (12-27-96)
Field Goal Percentage	.750	(3-4) by Eric Dedmon, Howard (11-26-96)
3PT Made	7	by Jason Maile, Pittsburgh (12-27-96)
3PT Attempted	14	by Mike Homer, Lafayette (12-23-96)
	14	by Shammond Williams, N. Carolina (1-8-97)
3PT Percentage	1.00	(3-3) by Charlton Clarke, Massachusetts (2-15-97)
Free Throws Made	13	by Ryan Lexer, Towson State (11-26-96)
Free Throws Attempted	15	by Ron Hale, Florida State (1-29-97)
	15	by Tim Duncan, Wake Forest (2-1-97)
Free Throw Percentage	1.00	(7-7) by Jaban Ouitz, Howard (11-26-96)
	1.00	(5-5) by Alhamisi Simms, UMBC (12-4-96)
	1.00	(5-5) by Randy Duck, California (12-8-96)
	1.00	(8-8) by Michael Chadwick, Georgia (12-30-96)
	1.00	(5-5) by Stacy Harns, Col. of Charleston (3-13-97)
Total Rebounds	15	by Tim Duncan, Wake Forest (2-1-97)
Offensive Rebounds	8	by Alexander Koul, Geo. Washington (12-9-96)
Defensive Rebounds	11	by Michael Chadwick, Georgia (12-30-96)
	11	by Tim Duncan, Wake Forest (1-19-97)
Rebounds in a Half	9	by Ryan Lexer, Towson State, (11-30-96)
	9	by Loren Woods, Wake Forest (2-1-97)
Assists	11	by Ed Cota vs. N. Carolina (1-8-97)
Blocks	9	by Tim Duncan, Wake Forest (1-19-97)
Steals	6	by Kerry Thompson, Florida State (1-29-97)
Minutes Played	40	by Matt Harpring, Georgia Tech (12-12-96)
	40	by Sam Gilbert, Lafayette (12-23-96)
	40	by Micah Kroeger, Hawaii (12-29-96)
	40	by C.C. Harrison, N.C. State (1-12-97)
	40	by Tim Duncan, Wake Forest (1-19-97)
	40	by Tony Rutland, Wake Forest (1-19-97)
	40	by Tim Duncan, Wake Forest (2-1-97)
	40	by Justin Gainey, N.C. State (3-8-97)
	40	by C.C. Harrison, N.C. State (3-8-97)
	40	by Jeremy Hyatt, N.C. State (3-8-97)
	40	by Anthony Johnson, Col. of Charleston (3-13-97)

# 1996-97 Special Team Honors

- NCAA Tournament Invitation, fourth consecutive season—tying a school record for consecutive NCAA Tournament Invitations. The senior class became only the second in school history to play in four consecutive NCAA Tournaments.
- One of only three ACC teams (Maryland, North Carolina and Wake Forest) to have appeared in each of the last four NCAA Tournaments.
- Champions, Franklin National Bank/Children's Charities Classic.
- Best start in school history with a 17-2 record.
- Ranked as high as No. 5 in the Associated Press Poll for the week of January 27; ranked in 12 consecutive polls and in the final poll of the season.
- Played one of the nation's toughest schedules; Faced 11 Top-25 ranked teams and defeating NCAA Tournament teams seeded #1, #2, #3, #4 and #5.
- Second greatest comeback in the history of the ACC as the Terps rallied from 22 points down versus North Carolina to defeat the Tar Heels, 85-75, on January 8 in Chapel Hill.
- Only team to defeat ACC Tournament Champion and NCAA Tournament Semifinalist on their home court.
- Most wins by a senior class in the Gary Williams era, 81
- Gary Williams, Naismith National Coach-of-the-Year Finalist.
- Gary Williams, Seaboard Conference Coach-of-the-Year by Basketball Times.
- Gary Williams gained his 350th career victory versus Clemson in the ACC Tournament.
- Ranked 1st in the ACC in steals, 8.8 per game
- Keith Booth, Third Team All-American by the Associated Press.
- Keith Booth, Third Team All-American by Basketball Times.
- Keith Booth was one of only two players (Tim Duncan) to receive votes in the ACC Player of the Year voting.
- Keith Booth, First Team All-Atlantic Coast Conference.
- Keith Booth, Wooden and RCA National Player-of-the-Year Award Finalist.
- Keith Booth, Second Team All-Atlantic Coast Conference Tournament.
- Keith Booth, Most Valuable Player and All-Tournament at the Franklin National Bank/Children's Charities Classic.

- Keith Booth, Most Valuable Player and All-Tournament Team at Rainbow Classic.
- Keith Booth, school record 126 consecutive starts (every game of his career)
- Keith Booth, uniform #22 honored at final home game; becomes one of only 11 players in school history to have his jersey hung in the rafters of Cole Field House.
- Terrell Stokes, All-Tournament Team at Rainbow Classic.
- Laron Profit, Third Team All-Atlantic Coast Conference.
- Laron Profit, All-Tournament Team at the Franklin National Bank/Children's Charities Classic
- Norman Fields, Matt Hahn, Kelly Hite, Sarunas Jasikevicius, Matt Kovarik, Matt Raydo named the Scholar Athlete Honor Roll.



1996-97 All-American Keith Booth.



# 1996-97 Final ACC Standings and Statistics

Team	Conference Games			All Games		
	W	L	.PCT	W	L	.PCT
Duke	12	4	.750	24	9	.727
Wake Forest	11	5	.688	24	7	.774
<b>North Carolina</b>	<b>11</b>	<b>5</b>	<b>.688</b>	<b>28</b>	<b>7</b>	<b>.800</b>
Maryland	9	7	.563	21	11	.656
Clemson	9	7	.563	23	10	.697
Virginia	7	9	.438	18	13	.581
Florida State	6	10	.375	20	12	.625
N.C. State	4	12	.250	17	15	.531
Georgia Tech	3	13	.188	9	18	.333

**Bold denotes Conference Champion via ACC Tournament**

## Final 1996-97 ACC Individual Statistics

### Scoring

Rank	Player, Year, School	G	FG	3P	FT	PTS	AVG.
1.	Tim Duncan, Wake Forest	31	234	6	171	645	20.8
2.	<b>Keith Booth, Maryland</b>	<b>32</b>	<b>205</b>	<b>1</b>	<b>213</b>	<b>624</b>	<b>19.5</b>
3.	Antawn Jamison, No. Carolina	35	270	2	126	668	19.1
4.	Matt Harpring, Georgia Tech	27	169	65	110	513	19.0
5.	James Collins, Florida State	31	182	75	75	514	16.6
6.	Clint Harrison, N.C. State	29	169	46	70	454	15.7
7.	Greg Buckner, Clemson	33	190	17	119	516	15.6
8.	Courtney Alexander, Virginia	26	142	40	60	384	14.8
9.	Shammond Williams, No. Carolina	35	155	95	88	493	14.1
10.	Trajan Langdon, Duke	33	137	86	113	473	14.3
11.	Curtis Staples, Virginia	31	146	98	42	432	13.9
12.	Terrell McIntyre, Clemson	33	141	61	98	441	13.4
13.	Vince Carter, North Carolina	34	166	36	75	443	13.0
14.	Harold Deane, Virginia	30	109	53	117	388	12.9
	Laron Profit, Maryland	32	160	35	57	412	12.9

### Field Goal Percentage

Rank	Player, Year, School	G	FG	ATT.	.PCT
1.	Tim Duncan, Wake Forest	31	234	385	.608
2.	Antawn Jamison, North Carolina	35	270	496	.544
3.	Serge Zwikker, North Carolina	35	177	360	.492
4.	Greg Buckner, Clemson	33	190	393	.483
5.	<b>Laron Profit, Maryland</b>	<b>32</b>	<b>160</b>	<b>337</b>	<b>.475</b>
6.	Clint Harrison, N.C. State	29	169	358	.472
7.	<b>Keith Booth, Maryland</b>	<b>32</b>	<b>205</b>	<b>437</b>	<b>.469</b>
8.	James Collins, Florida State	31	182	397	.458
9.	Courtney Alexander, Virginia	26	142	338	.420
10.	Matt Harpring, Georgia Tech	27	169	410	.412

### Free Throw Percentage

Rank	Player, Year, School	G	FT	ATT.	.PCT
1.	Trajan Langdon, Duke	33	113	126	.897
2.	Shammond Williams, North Carolina	35	88	108	.815
3.	Harold Deane, Virginia	30	117	145	.807
	Mel Code, Clemson	33	92	114	.807
5.	Terrell McIntyre, Clemson	33	98	123	.797
6.	<b>Keith Booth, Maryland</b>	<b>32</b>	<b>213</b>	<b>297</b>	<b>.717</b>
7.	Greg Buckner, Clemson	33	119	168	.708
8.	Matt Harpring, Georgia Tech	27	110	163	.675
9.	Greg Newton, Duke	30	89	132	.674
10.	Obinna Ekezie, Maryland	32	92	144	.639

### 3-Point Field Goals Percentage

Rank	Player, Year, School	G	3FG	ATT.	.PCT
1.	Courtney Alexander, Virginia	26	40	90	.444
2.	Trajan Langdon, Duke	33	86	195	.441
3.	Jeff Capel, Duke	33	52	119	.437
4.	Clint Harrison, N.C. State	29	46	106	.434
5.	Shammond Williams, North Carolina	35	95	227	.419
6.	Jerry Braswell, Wake Forest	31	51	123	.415
7.	Danny Strong, N.C. State	32	61	156	.391
8.	Curtis Staples, Virginia	31	98	253	.387
9.	James Collins, Florida State	31	75	203	.369
9.	Tony Rutland, Wake Forest	31	72	198	.364

### Rebounds

Rank	Player, Year, School	G	REB.	AVG.
1.	Tim Duncan, Wake Forest	31	457	14.7
2.	Antawn Jamison, North Carolina	35	329	9.4
3.	Matt Harpring, Georgia Tech	27	222	8.2
	Eddie Elisma, Georgia Tech	27	222	8.2
5.	Serge Zwikker, North Carolina	35	285	8.1
6.	<b>Keith Booth, Maryland</b>	<b>32</b>	<b>253</b>	<b>7.9</b>
7.	Norman Nolan, Virginia	31	228	7.4
8.	Corey Louis, Florida State	25	170	6.8
9.	<b>Obinna Ekezie, Maryland</b>	<b>32</b>	<b>212</b>	<b>6.6</b>
10.	Ademola Okulaja, North Carolina	35	226	6.5

### Offensive Rebounds

Rank	Player, Year, School	G	AVG.
1.	Eddie Elisma, Georgia Tech	27	3.96
2.	Tim Duncan, Wake Forest	31	3.94
3.	Antawn Jamison, North Carolina	34	3.6
4.	Norman Nolan, Virginia	31	3.4
5.	Damon Thornton, N.C. State		2.9

### Assists

Rank	Player, Year, School	G	AST.	AVG.
1.	Ed Cota, North Carolina	34	234	6.9
2.	Kerry Thompson, Florida State	32	184	5.8
3.	Steve Wojciechowski, Duke	33	176	5.3
4.	<b>Terrell Stokes, Maryland</b>	<b>32</b>	<b>143</b>	<b>4.5</b>
	Harold Deane, Virginia	30	136	4.5
6.	Shammond Williams, North Carolina	35	153	4.4
	Terrell McIntyre, Clemson	33	144	4.4
8.	<b>Sarunas Jasikevicius, Maryland</b>	<b>32</b>	<b>102</b>	<b>3.2</b>
	Tim Duncan, Wake Forest	31	98	3.2
10.	Kevin Morris, Georgia Tech	27	85	3.1

### Assist/Turnover Ratio

Rank	Player, Year, School	G	RATIO
1.	Steve Wojciechowski, Duke	33	2.25
2.	Terrell McIntyre, Clemson	33	1.87
3.	Kerry Thompson, Florida State	30	1.82
4.	Ed Cota, North Carolina	33	1.77
5.	<b>Sarunas Jasikevicius, Maryland</b>	<b>32</b>	<b>1.61</b>

### Blocked Shots Per Game

Rank	Player, Year, School	G	BLK.	AVG.
1.	Tim Duncan, Wake Forest	31	102	3.3
2.	Eddie Elisma, Georgia Tech	27	54	2.0
3.	Serge Swikker, North Carolina	35	61	1.7
4.	Randell Jackson, Florida State	31	46	1.5
	Loren Woods, Wake Forest	30	45	1.5
6.	Colin Ducharme, Virginia	31	41	1.3
7.	Corey Louis, Florida State	25	30	1.2
8.	Chase Methaey, Virginia	24	27	1.1
	Greg Newton, Duke	30	32	1.1
10.	<b>Obinna Ekezie, Maryland</b>	<b>32</b>	<b>33</b>	<b>1.0</b>

### Steals Per Game

Rank	Player, Year, School	G	STL.	AVG.
1.	Steve Wojciechowski, Duke	33	82	2.5
2.	Kerry Thompson, Florida State	32	71	2.2
3.	<b>Keith Booth, Maryland</b>	<b>32</b>	<b>64</b>	<b>2.0</b>
	<b>Laron Profit, Maryland</b>	<b>32</b>	<b>63</b>	<b>2.0</b>
5.	James Collins, Florida State	31	55	1.8
6.	Ed Cota, North Carolina	33	54	1.6
	Harold Deane, Virginia	30	48	1.6
	Kevin Morris, Georgia Tech	27	43	1.6
9.	<b>Terrell Stokes, Maryland</b>	<b>32</b>	<b>47</b>	<b>1.5</b>
	Ishua Benjamin, N.C. State	32	47	1.5

### TERPS IN THE FINAL 1996-97 ACC TEAM STATISTICS

Steals	1st	8.8 spg
Scoring Offense	3rd	75.2 ppg
Field Goal Percentage	3rd	46.4 %
Free Throw Percentage	3rd	68.1 %
Turnover Margin	4th	+1.5
Scoring Margin	4th	+8.4 ppg
Rebound Margin	4th	+4.2 rpg
Field Goal Percentage Defense	4th	40.5 %
Three-Point Field Goal Percentage	7th	31.2 %
Blocked Shots	7th	3.5 bpg
Three Point Field Goals Per Game	9th	3.7 fgpg
Scoring Defense	9th	66.8 ppg





# 1996-97 Box Scores

it 4-5). Team rebounds: 4. Blocked shots: 4 (Profit 2, Ekezie, Stokes). Turnovers: 16 (Booth 6, Stokes 5, Profit 2, Ekezie, Elliott, Watkins). Steals: 5 (Booth, Ekezie, Elliott, Jasikevicius, Profit).

California	36	28	-	64
Maryland	40	40	-	80

Technical fouls: None. Officials: Frank Scagliotta, Samuel Croft, Larry Rose.

## GEORGE WASHINGTON 68 MARYLAND 74

December 9, 1996  
USAir Arena, Landover, Md.  
Franklin National Bank/  
Children's Charities Classic

Keith Booth scored 20 of his 29 points in the second half to carry unbeaten Maryland past George Washington 74-68 in the championship game of the Franklin National Bank Classic. Booth, who made 12 free throws in the second half, made two from the line with 2:18 left to put Maryland (6-0) up 65-61, and the Colomals never got closer than three points after that. Booth also recorded a game-high 12 rebounds, to record the double-double. Alexander Koul led George Washington with 24 points and 11 rebounds and Yegor Mescheriakov had 19 points.

**GEO WASHINGTON (68)**

	min	fgm-a	ftm-a	o-t	a	pf	tp
Green	23	0-5	1-3	0-5	2	2	1
Mescheriakov	29	6-16	4-4	1-4	1	4	19
Koul	31	11-15	2-2	8-11	1	4	24
Krivosos	34	1-3	0-0	1-4	2	5	3
Brade	26	2-6	6-7	2-4	1	5	10
K Smith	1	0-0	0-0	0-0	0	1	0
Payne	8	1-4	0-2	0-0	0	1	3
F Williams	16	1-4	0-0	2-5	1	1	2
Hazzard	2	1-2	0-0	0-0	0	4	3
Rogers	30	1-8	1-2	3-6	5	5	3
<b>TOTALS</b>	<b>200</b>	<b>24-63</b>	<b>14-20</b>	<b>17-39</b>	<b>13</b>	<b>32</b>	<b>68</b>

Percentages: FG-.381, FT-.700. 3-Point Goals: 6-21, 286 (Green 0-2, Mescheriakov 3-6, Krivosos 1-3, Payne 1-4, Hazzard 1-1, Rogers 0-5). Team rebounds: 2. Blocked shots: 5 (Koul 4, Green). Turnovers: 19 (Rogers 5, Brade 4, Green 4, Koul 3, Krivosos 2, Payne). Steals: 7 (Rogers 3, Green 2, Koul, Mescheriakov).

	min	fgm-a	ftm-a	o-t	a	pf	tp
Elsma	31	5-11	0-1	6-9	0	4	10
Harpring	40	7-18	6-8	4-7	1	3	21
Floyd	24	2-11	0-0	1-2	0	4	5
Maddox	34	2-5	0-0	3-6	0	5	6
Morris	37	5-10	0-0	0-3	4	2	14
Machado	8	0-0	0-0	0-0	1	1	0
Babul	26	2-4	2-2	1-4	4	3	7
<b>TOTALS</b>	<b>200</b>	<b>23-59</b>	<b>8-11</b>	<b>15-31</b>	<b>10</b>	<b>22</b>	<b>63</b>

Percentages: FG-.390, FT-.727. 3-Point Goals: 9-29, 310 (Elsma 0-1, Harpring 1-8, Floyd 1-7, Maddox 2-3, Morris 4-8, Babul 1-2). Team rebounds: 2. Blocked shots: 2 (Maddox, Babul). Turnovers: 20 (Maddox 5, Harpring 4, Morris 4, Floyd 3, Babul 2, Elsma 2). Steals: 3 (Morris 2, Maddox).

**MARYLAND (77)**

	min	fgm-a	ftm-a	o-t	a	pf	tp
Booth	34	8-16	8-10	1-6	1	1	24
Ekezie	27	1-3	1-2	3-6	1	4	3
Profit	33	7-8	2-3	0-2	2	3	18
Jasikevicius	32	1-3	6-6	0-3	5	3	8
Stokes	34	4-9	1-5	1-2	4	2	10
Elliott	23	4-7	3-4	2-6	4	3	12
Watkins	9	1-2	0-2	0-2	0	0	2
Kovank	8	0-0	0-0	0-0	1	0	0
<b>TOTALS</b>	<b>200</b>	<b>26-48</b>	<b>21-32</b>	<b>7-27</b>	<b>1</b>	<b>8</b>	<b>16</b>

Percentages: FG-.542, FT-.656. 3-Point Goals: 4-9, 444 (Booth 0-1, Profit 2-3, Jasikevicius 0-2, Stokes 1-2, Elliott 1-1). Team rebounds: 3. Blocked shots: 1 (Booth). Turnovers: 18 (Ekezie 4, Profit 3, Elliott 2, Stokes 2, Watkins 2, Booth, Jasikevicius). Steals: 9 (Jasikevicius 4, Booth 2, Profit 2, Stokes).

**MARYLAND (77)**

	min	fgm-a	ftm-a	o-t	a	pf	tp
Georgia Tech	22	41	-	63			
Maryland	37	40	-	77			

Technical fouls: None. A: 14,500. Officials: Frank Scagliotta, Dick Paparo, Stephen Gordon.

**AMERICAN 74  
MARYLAND 81**

December 21, 1996  
Cole Field House, College Park, Md.

Maryland, bolstered by double figure scoring from five players defeated American University 81-74, before 13,264 at Cole Field House. No. 25-ranked Maryland improves its record to 8-0, its best start in 21 years. Maryland started the game quickly building a 43-26 halftime advantage, on the strength of balanced scoring and a stingy defense. American mounted a second half comeback, but its effort fell short and Maryland held on for the 81-74 victory. For the game, the Terps were led by Obinna Ekezie with 19 points. Maryland also received strong efforts from All-America candidate Keith Booth (14 pts, 8 rebounds), Laron Profit (13 pts), Terrell Stokes (10 pts), and Rodney Elliott (10 pts, 10 reb).

**AMERICAN (74)**

	min	fgm-a	ftm-a	o-t	a	pf	tp
Small	37	6-9	6-10	3-5	2	4	20
Treadwell	27	5-14	2-5	2-8	0	4	12
Harris	29	2-6	0-0	1-4	0	3	4
Epps	6	1-2	0-0	0-1	0	1	2
Smith	40	6-16	2-2	3-7	6	1	17
Clayton	5	1-1	0-0	0-1	0	0	2
Childs	28	2-2	0-1	0-1	6	4	5
Roots	10	1-4	0-0	1-2	0	0	2
Crowe	18	4-8	0-0	1-3	3	2	10
<b>TOTALS</b>	<b>200</b>	<b>28-62</b>	<b>10-18</b>	<b>11-32</b>	<b>17</b>	<b>19</b>	<b>74</b>

Percentages: FG-.452, FT-.556. 3-Point Goals: 8-24, 333 (Small 2-2, Treadwell 0-4, Harris 0-1, Smith 3-11, Childs 1-1, Roots 0-2, Crowe 2-3). Team rebounds: 2. Blocked shots: 1 (Childs). Turnovers: 20 (Childs 6, Small 4, Treadwell 3, Smith 2, Clayton, Crowe, Epps, Harris, Roots). Steals: 6 (Smith 4, Childs, Crowe).

**MARYLAND (81)**

	min	fgm-a	ftm-a	o-t	a	pf	tp
Booth	37	4-11	6-8	3-7	2	4	14
Ekezie	20	8-8	3-6	1-3	1	4	19
Profit	36	5-12	2-2	0-6	3	2	13
Stokes	31	3-8	4-6	0-2	2	1	10
Jasikevicius	24	3-6	0-0	2-5	7	2	6
Elliott	30	3-3	4-6	2-10	3	2	10
Kovank	12	1-2	0-0	1-3	1	2	2
Watkins	10	3-5	1-2	0-1	0	0	7
<b>TOTALS</b>	<b>200</b>	<b>30-55</b>	<b>20-30</b>	<b>9-37</b>	<b>19</b>	<b>17</b>	<b>81</b>

Percentages: FG-.545, FT-.667. 3-Point Goals: 1-9, 111 (Booth 0-1, Profit 1-3, Stokes 0-3, Jasikevicius 0-2). Team rebounds: None. Blocked shots: 7 (Booth 3, Ekezie, Jasikevicius, Elliott, Watkins). Turnovers: 17 (Jasikevicius 5, Booth 4, Kovank 4, Profit 2, Stokes 2).

Steals: 8 (Stokes 3, Elliott 2, Profit 2, Jasikevicius).  
American 26 48 - 74  
Maryland 43 38 - 81  
Technical fouls: None. A: 13,264. Officials: Rick Hartzell, Chuck Pitts, Sean Hull.

## LAFAYETTE 67 MARYLAND 108

December 23, 1996  
Cole Field House, College Park, Md.

Keith Booth had 28 points and 21st-ranked Maryland used a huge first half to extend its winning streak to nine games with an easy 108-67 dispatching of Lafayette. Booth, who has scored 95 points in his last four games, had 16 in the first half as the Terrapins (9-0) raced to a 54-27 lead. Maryland's start is the third-best in school history and the Terrapins remain one of 12 unbeaten teams in Division I. The win was also Maryland's 27th straight at home in December. It hasn't dropped a non-conference game at home since December 12th, 1989 — a span of 52 games.

**LAFAYETTE (67)**

	min	fgm-a	ftm-a	o-t	a	pf	tp
Harms	36	4-10	3-3	1-5	4	4	12
Cole	16	3-6	0-0	1-5	0	5	6
Ciosici	28	2-9	1-4	2-2	2	5	5
Gilbert	40	3-12	0-0	0-4	8	2	8
Ehlers	13	4-4	0-0	0-1	0	5	10
Homer	34	8-17	0-0	1-4	1	5	22
Klaus	27	1-6	0-0	2-4	3	2	2
Klinkhammer	2	0-0	0-0	0-2	0	0	0
Shaw	2	0-0	0-0	0-0	0	0	0
Lucas	2	1-2	0-0	0-0	0	1	2
<b>TOTALS</b>	<b>200</b>	<b>26-66</b>	<b>4-7</b>	<b>7-27</b>	<b>18</b>	<b>29</b>	<b>67</b>

Percentages: FG-.394, FT-.571. 3-Point Goals: 11-30, 367 (Harms 1-4, Cole 0-1, Gilbert 2-9, Ehlers 2-2, Homer 6-14). Team rebounds: 2. Blocked shots: 3 (Klaus, Klinkhammer, Harms). Turnovers: 27 (Harms 7, Ciosici 6, Gilbert 6, Homer 4, Klinkhammer 2, Ehlers, Klaus). Steals: 6 (Harms 4, Ciosici, Homer).

**MARYLAND (108)**

	min	fgm-a	ftm-a	o-t	a	pf	tp
Booth	32	11-21	6-8	5-11	2	2	28
Ekezie	31	0-6	1-2	3-5	1	4	1
Profit	23	4-8	2-4	0-5	5	0	13
Stokes	30	4-7	5-10	0-3	7	1	15
Jasikevicius	23	4-9	4-5	0-3	7	0	12
Elliott	21	3-5	7-9	6-13	2	3	14
Kovank	11	2-2	2-2	1-2	0	0	7
Watkins	13	3-4	3-4	1-4	0	0	9
Hite	5	0-2	3-4	1-3	0	0	3
Fields	5	1-2	0-0	0-0	1	0	2
Raydo	2	0-1	0-0	1-1	0	0	0
Smith	2	1-1	0-0	0-1	0	0	2
Hahn	2	0-0	2-2	0-0	0	0	2
<b>TOTALS</b>	<b>200</b>	<b>33-68</b>	<b>35-50</b>	<b>18-51</b>	<b>25</b>	<b>10</b>	<b>108</b>

Percentages: FG-.485, FT-.700. 3-Point Goals: 7-16, 438 (Booth 0-1, Profit 3-5, Stokes 2-3, Jasikevicius 0-2, Elliott 1-1, Kovank 1-1, Hite 0-2, Raydo 0-1). Team rebounds: 8. Blocked shots: 4 (Ekezie 3, Booth). Turnovers: 15 (Booth 5, Ekezie 3, Jasikevicius 2, Profit 2, Stokes 2, Fields). Steals: 19 (Fields 4, Ekezie 3, Profit 3, Stokes 3, Booth 2, Jasikevicius 2, Kovank 2).

**Lafayette**

Lafayette	27	40	-	67
Maryland	54	54	-	108

Technical fouls: None. A: 11,482. Officials: Dick Paparo, Mike Wood, Bernard Clinton.

## PITTSBURGH 53 MARYLAND 66

December 27, 1996  
Special Events Center, Honolulu, Hawaii

Keith Booth scored 16 of his 25 points in the second half as number 21 Maryland rallied to remain unbeaten, posting a 66-63 victory over Pittsburgh in the first round of the Rainbow Classic at Honolulu, Hawaii. Obinna Ekezie added nine points for the Terrapins (10-0), who are off to their best start since going 11-0 in the 1975-76 season en route to a 22-6 finish.

**PITTSBURGH (63)**

	min	fgm-a	ftm-a	o-t	a	pf	tp
Cummings	27	3-9	0-1	1-3	5	4	6
Willard	24	1-6	0-0	0-1	4	4	3
Jordan	5	0-1	1-3	1-1	1	0	1
Maile	34	10-19	2-2	2-3	0	0	29
Taylor	35	4-11	0-0	1-4	2	3	9
Blount	32	3-6	0-2	3-11	2	4	6
Howard	13	1-2	0-0	1-3	0	0	2

**GEORGIA TECH 63  
MARYLAND 77**

December 12, 1996  
Cole Field House, College Park, Md.

Keith Booth continued his hot play with 24 points to lead undefeated Maryland to a 77-63 victory over Georgia Tech in its ACC opener. Booth, a senior All-American candidate who was coming off of an MVP performance in the Franklin National Bank Classic earlier this week, hit on 8-of-16 field goals and 8-of-10 free throws. Laron Profit added 18 points for the Terrapins (7-0). Maryland jumped out to an 18-2 lead and had a 15-point lead at halftime. Matt Harpring had 21 points for Georgia Tech (4-2), which trailed by 22 points midway through the second half. Maryland got off to its best start since the 1975-76 season when it won its first 11 en route to a 22-6 record.

## GEORGIA TECH 63 MARYLAND 77

December 12, 1996  
Cole Field House, College Park, Md.

**GEORGIA TECH (63)**

	min	fgm-a	ftm-a	o-t	a	pf	tp
Booth	37	4-11	6-8	3-7	2	4	14
Ekezie	20	8-8	3-6	1-3	1	4	19
Profit	36	5-12	2-2	0-6	3	2	13
Stokes	31	3-8	4-6	0-2	2	1	10
Jasikevicius	24	3-6	0-0	2-5	7	2	6
Elliott	30	3-3	4-6	2-10	3	2	10
Kovank	12	1-2	0-0	1-3	1	2	2
Watkins	10	3-5	1-2	0-1	0	0	7
<b>TOTALS</b>	<b>200</b>	<b>30-55</b>	<b>20-30</b>	<b>9-37</b>	<b>19</b>	<b>17</b>	<b>81</b>

Percentages: FG-.545, FT-.667. 3-Point Goals: 1-9, 111 (Booth 0-1, Profit 1-3, Stokes 0-3, Jasikevicius 0-2). Team rebounds: None. Blocked shots: 7 (Booth 3, Ekezie, Jasikevicius, Elliott, Watkins). Turnovers: 17 (Jasikevicius 5, Booth 4, Kovank 4, Profit 2, Stokes 2).



# 1996-97 Box Scores

Varga	30	2-8	3-3	2-6	0	3	7
TOTALS	200	24-62	6-11	11-32	14	18	63

Percentages: FG-.387, FT-.545. 3-Point Goals: 9-19, .474 (Cummings 0-2, Willard 1-4, Maile 7-9, Taylor 1-4).  
 Team rebounds: 4. Blocked shots: 4 (Blount 4).  
 Turnovers: 22 (Blount 5, Maile 5, Cummings 4, Taylor 3, Varga 3, Howard, Willard). Steals: 15 (Taylor 4, Cummings 3, Howard 2, Willard 2, Blount, Jordan, Maile, Varga).

**MARYLAND (66)**

	min	fgm-a	ftm-a	o-t	a	pf	tp
Profit	35	4-8	3-4	0-5	4	1	13
Kovarik	14	0-0	0-1	0-1	1	0	0
Stokes	28	1-4	0-0	1-4	2	3	2
Jasikevicius	35	3-10	0-0	0-1	2	4	9
Booth	28	9-15	7-10	2-7	2	2	25
Elliott	29	2-3	2-4	5-12	2	3	6
Watkins	7	1-3	0-0	1-2	0	0	2
Ekezie	24	4-9	1-4	1-3	0	3	9
TOTALS	200	24-52	13-23	10-35	13	16	66

Percentages: FG-.462, FT-.565. 3-Point Goals: 5-11, .455 (Profit 2-3, Stokes 0-1, Jasikevicius 3-6, Booth 0-1).  
 Team rebounds: 3. Blocked shots: (Profit 2).  
 Turnovers: 23 (Stokes 8, Booth 3, Elliott 3, Jasikevicius 3, Profit 3, Ekezie, Kovarik, Watkins). Steals: 10 (Profit 4, Elliott 3, Ekezie, Jasikevicius, Kovarik).

Pittsburgh	38	25	63
Maryland	32	34	66

Technical fouls: None. Officials: Jerry Loeber, Joe Poliak, Alan Libardoni.

**MARYLAND 76**  
**HAWAII 59**

December 28, 1996

Special Events Center, Honolulu, Hawaii

Keith Booth scored 25 points as 21st-ranked Maryland advanced to the championship game of the Rainbow Classic with a 76-59 victory over host Hawaii. Terrell Stokes added 14 points and Laron Profit had 10 points and seven rebounds for Maryland, which is off to an 11-0 start for the first time since 1975-76. The Terrapins play Georgia in the title game on Monday. Hawaii took an 9-4 lead in the first 3:32 minutes but Maryland went on an 11-2 run that gave the Terps a lead they would not relinquish. Profit had four points and Booth capped the spurt with a three-point play with 12:06 remaining in the half.

**MARYLAND (76)**

	min	fgm-a	ftm-a	o-t	a	pf	tp
Booth	37	9-15	7-11	0-4	2	2	25
Profit	36	4-9	2-4	2-7	1	1	10
Stokes	33	3-7	7-8	0-1	5	4	14
Jasikevicius	22	1-2	2-2	0-2	1	3	4
Ekezie	30	3-4	0-0	3-9	0	3	6
Hite	1	0-0	0-0	0-1	0	0	0
Kovarik	6	1-1	0-0	0-0	1	0	2
Elliott	25	4-6	0-1	2-6	3	3	9
Watkins	10	3-3	0-0	0-1	0	2	6
TOTALS	200	28-47	18-26	7-31	13	18	76

Percentages: FG-.596, FT-.692. 3-Point Goals: 2-8, .250 (Booth 0-1, Profit 0-2, Stokes 1-4, Elliott 1-1). Team rebounds: 2. Blocked shots: 1 (Profit). Turnovers: 14 (Booth 3, Ekezie 3, Jasikevicius 2, Profit 2, Elliott, Kovarik, Stokes). Steals: 9 (Ekezie 3, Kovarik 3, Booth, Jasikevicius, Profit).

**HAWAII (59)**

	min	fgm-a	ftm-a	o-t	a	pf	tp
Kroger	40	2-8	0-2	2-5	4	4	5
Smith	37	5-13	1-1	0-1	3	4	14
Carter	39	6-18	3-5	1-1	6	4	16
Ambrozich	21	3-7	1-2	3-6	0	1	7
Sundberg	37	5-7	0-1	3-10	1	4	10
Curry	4	0-0	2-2	0-0	0	2	2
Robinson	19	2-4	1-2	1-2	0	1	5
Furlong	3	0-0	0-0	0-0	0	1	0
TOTALS	200	23-57	8-15	10-25	14	21	59

Percentages: FG-.404, FT-.533. 3-Point Goals: 5-19, .263 (Kroger 1-4, Smith 3-9, Carter 1-6). Team rebounds: 2. Blocked shots: None. Turnovers: 14 (Kroger 4, Smith 4, Carter 2, Curry 2, Ambrozich, Robinson). Steals: 8 (Carter 2, Kroger 2, Ambrozich, Robinson, Smith, Sundberg).

Maryland	37	39	76
Hawaii	28	31	59

Technical fouls: None. A: 9,367. Officials: John Clougherty, Bobby Hunt, Donnie Harrison.

**GEORGIA 73 (OT)**  
**MARYLAND 65**

December 30, 1996

Special Events Center, Honolulu, Hawaii

Derrick Dukes scored five-straight points and G.G. Smith hit a key 3-pointer in overtime as Georgia handed 19th-ranked Maryland its first loss of the season, 73-65, in the championship game of the Rainbow Classic in Honolulu. With the game tied, 60-60 in overtime, Dukes nailed a 3-pointer with 2:56 left and followed with a pair of free throws to give Georgia a 65-60 lead with 2:42 to play. After Maryland's Rodney Ellhott made one of two foul shots, Smith drilled a 3-pointer from the top of arc to extend Georgia's advantage to 68-61 with 1:56 remaining. Michael Chadwick scored 21 points and Smith finished with 15 for the Bulldogs (11-1), who won their eighth-straight game. Keith Booth had 18 points before fouling out and Terrell Stokes added 16 for Maryland (11-1), which failed to record the best start in school history. The Terrapins also began the 1975-76 season with 11-straight wins.

**GEORGIA (73)**

	min	fgm-a	ftm-a	o-t	a	pf	tp
Nordin	8	0-3	0-0	0-0	2	0	0
Hall	27	0-1	0-0	2-6	1	2	0
Harrison	39	1-7	1-4	0-4	3	1	3
Smith	38	4-9	3-6	2-4	3	2	15
Chadwick	34	6-11	8-8	3-14	1	3	21
Brown	9	2-3	1-2	2-3	1	2	5
Deyoung	17	2-4	0-0	0-2	0	1	4
Jones	13	3-7	2-2	2-2	2	1	10
Oliver	3	0-0	0-0	0-0	0	0	0
Baker	17	2-2	0-1	4-4	0	5	4
Dukes	20	3-8	3-8	0-0	1	0	11
TOTALS	225	23-55	18-31	15-39	12	19	73

Percentages: FG-.418, FT-.581. 3-Point Goals: 9-27, .333 (Nordin 0-1, Harrison 0-3, Smith 4-7, Chadwick 1-5, Jones 2-5, Dukes 2-6). Team rebounds: 4. Blocked shots: 3 (Deyoung 2, Harrison). Turnovers: 18 (Smith 6, Chadwick 5, Harrison 2, Brown, Deyoung, Hall, Nordin). Steals: 3 (Chadwick, Harrison, Jones).

**MARYLAND (65)**

	min	fgm-a	ftm-a	o-t	a	pf	tp
Booth	31	6-13	6-8	4-4	3	5	18
Profit	38	5-13	1-6	2-8	0	5	11
Stokes	41	6-14	1-2	1-2	4	4	16
Jasikevicius	35	2-8	1-1	0-2	3	4	6
Ekezie	40	4-9	1-2	5-12	0	1	9
Kovarik	13	0-0	0-1	0-3	0	1	0
Elliott	23	1-5	1-2	1-2	1	5	3
Watkins	4	1-2	0-0	2-3	0	1	2
TOTALS	225	25-64	11-22	15-36	11	26	65

Percentages: FG-.391, FT-.500. 3-Point Goals: 4-15, .267 (Profit 0-2, Stokes 3-6, Jasikevicius 1-5, Elliott 0-2).  
 Team rebounds: None. Blocked shots: 3 (Profit, Jasikevicius, Ekezie). Turnovers: 14 (Ekezie 4, Booth 3, Jasikevicius 2, Stokes 2, Elliott, Kovarik, Profit). Steals: 8 (Ekezie 2, Booth, Elliott, Jasikevicius, Kovarik, Stokes, Watkins).

Georgia	34	23	16	-	73
Maryland	31	26	8	-	65

Technical fouls: Maryland 1 ( ). A: 7,795. Officials: James Burr, Keith McClellan, Bill Gracey.

**VIRGINIA 62**  
**MARYLAND 78**

January 4, 1997

Cole Field House, College Park, Md.

Sarunas Jasikevicius scored 16 of his career-high 24 points in the first half as number 19 Maryland rolled to a 78-62 Atlantic Coast Conference victory over Virginia. Terrell Stokes added 15 points for the Terrapins (12-1, 2-0 ACC), who rebounded from their overtime loss to Georgia on Monday in the championship game of the Rainbow Classic. Maryland is off to its best start since going 13-1 to open the 1975-76 season. Harold Deane scored 20 points and Courtney Alexander added 18 for Virginia (9-4, 0-2), which had a three-game winning streak snapped.

**VIRGINIA (62)**

	min	fgm-a	ftm-a	o-t	a	pf	tp
Robinson	21	2-5	0-0	3-6	3	2	4
Marcaccini	4	0-1	0-0	1-1	0	0	0
Ducharme	22	2-4	1-2	5-10	1	4	5
Staples	32	3-10	2-3	0-1	0	1	10
Deane	37	6-18	4-4	4-5	4	4	20
Nolan	32	2-10	0-2	4-11	0	3	4
Alexander	28	7-18	2-2	1-3	1	2	18
Dersch	5	0-0	0-0	0-0	0	1	0

McAndrew	16	0-0	1-2	0-1	0	4	1
Metheny	2	0-1	0-0	0-0	0	0	0
McLaughlin	1	0-0	0-0	0-0	0	0	0
TOTALS	200	22-67	10-15	18-38	9	21	62

Percentages: FG-.328, FT-.667. 3-Point Goals: 8-20, .400 (Marcaccini 0-1, Staples 2-5, Deane 4-9, Alexander 2-5). Team rebounds: 3. Blocked shots: 6 (Ducharme 2, Alexander 2, Deane, Staples). Turnovers: 15 (McAndrew 4, Alexander 2, Nolan 2, Robinson 2, Deane, Ducharme). Steals: 6 (Alexander 2, Ducharme 2, Deane, Staples).

**MARYLAND (78)**

	min	fgm-a	ftm-a	o-t	a	pf	tp
Stokes	32	6-14	3-6	2-4	5	0	15
Jasikevicius	32	7-11	6-6	1-3	4	2	24
Ekezie	26	3-5	3-4	4-10	0	3	9
Profit	34	4-12	4-4	2-9	0	0	12
Booth	34	3-8	6-8	1-4	0	4	12
Elliott	27	2-8	0-0	3-8	1	4	4
Kovarik	15	1-1	0-0	0-1	3	1	2
TOTALS	200	26-59	22-28	13-39	13	14	78

Percentages: FG-.441, FT-.786. 3-Point Goals: 4-13, .308 (Stokes 0-3, Jasikevicius 4-7, Profit 0-2, Elliott 0-1). Team rebounds: 4. Blocked shots: 6 (Booth 3, Elliott 2, Stokes). Turnovers: 12 (Booth 4, Stokes 3, Profit 2, Ekezie, Jasikevicius, Kovarik). Steals: 5 (Jasikevicius 2, Stokes 2, Kovarik).

Virginia	28	34	62
Maryland	42	36	78

Technical fouls: None. A: 14,500. Officials: Dick Paparo, Karl Hess, Brian Kersey.

**MARYLAND 85**  
**NORTH CAROLINA 75**

January 8, 1997

Dean E. Smith Center, Chapel Hill, N.C.

Obinna Ekezie scored a season-high 21 points as 19th-ranked Maryland rallied from a 22-point second-half deficit to stun No. 13 North Carolina, 85-75, in an Atlantic Coast Conference game. Keith Booth added 20 points and 12 rebounds for the Terrapins (13-1, 3-0 ACC), who are off to their best start in conference play since going 4-0 to begin the 1958-59 season. Maryland also tied its best start in school history, equalling its 1975-76 start.

**MARYLAND (85)**

	min	fgm-a	ftm-a	o-t	a	pf	tp
Booth	37	7-15	6-8	6-12	3	0	20
Profit	24	3-10	6-8	0-4	1	2	13
Ekezie	36	6-8	9-16	5-8	0	4	21
Stokes	28	2-4	3-4	0-1	4	2	7
Jasikevicius	36	5-11	0-2	0-3	0	2	14
Elliott	20	4-6	0-1	2-5	2	5	8
Kovarik	15	1-3	0-0	1-2	4	1	2
Watkins	4	0-1	0-0	0-2	0	1	0
TOTALS	200	28-58	24-39	14-37	14	17	85

Percentages: FG-.483, FT-.615. 3-Point Goals: 5-17, .294 (Booth 0-1, Profit 1-5, Stokes 0-1, Jasikevicius 4-9, Elliott 0-1). Team rebounds: 4. Blocked shots: 1 (Profit). Turnovers: 16 (Ekezie 4, Stokes 4, Booth 2, Profit 2, Jasikevicius, Kovarik). Steals: 9 (Booth 3, Elliott 2, Profit 2, Kovarik, Stokes).

**NORTH CAROLINA (75)**

	min	fgm-a	ftm-a	o-t	a	pf	tp
Okulaja	38	4-9	1-4	1-3	4	5	10
Jamison	38	9-16	6-7	4-11	2	3	24
Zwikker	30	9-12	0-2	4-9	0	3	18
Williams	36	5-15	0-0	1-4	6	3	15
Cota	38	2-7	4-4	0-2	11	3	8
Ndiaye	9	0-2	0-0	0-0	0	3	0
McNairy	2	0-0	0-0	0-0	0	0	0
Frederick	4	0-0	0-0	0-0	0	0	0
Evtimov	4	0-0	0-0	0-0	0	2	0
Tyndall	1	0-1	0-0	0-0	0	1	0
TOTALS	200	29-62	11-17	10-29	23	23	75

Percentages: FG-.468, FT-.647. 3-Point Goals: 6-22, .273 (Okulaja 1-5, Williams 5-14, Cota 0-2, Tyndall 0-1). Team rebounds: 4. Blocked shots: 3 (Zwikker 2, Okulaja). Turnovers: 18 (Cota 6, Okulaja 4, Jamison 2, Ndiaye 2, Williams 2, Evtimov, Frederick). Steals: 7 (Cota 2, Jamison, 2, McNairy, Okulaja, Williams).

Maryland	38	47	85
North Carolina	50	25	75

Technical fouls: None. A: 21,572. Officials: Frank Scagliotta, Stephen Gordon, Tom Lopes.



# 1996-97 Box Scores

## MARYLAND 68 N.C. STATE 59

January 12, 1997  
Reynolds Coliseum, Raleigh, N.C.

Laron Profit scored 15 points to lead a balanced attack, powering 19th-ranked Maryland to a 68-59 Atlantic Coast Conference victory at North Carolina State. Keith Booth, Terrell Stokes and Obinna Ekezie added 14 apiece for the Terrapins (14-1, 4-0 ACC), who, along with second-ranked Wake Forest and fifth-ranked Clemson, remained unbeaten in conference play. Maryland has won three straight games since its lone loss to Georgia and is off to the best start in school history. The 4-0 start in ACC play equals the Terrapins' best ever, established in the 1974-75 season. Maryland won the conference title that season with a 10-2 mark.

**MARYLAND (68)**

	min	fgm-a	ftm-a	o-t	a	pf	tp
Profit	31	7-9	1-4	0-3	1	4	15
Stokes	34	3-5	7-9	0-2	1	2	14
Jasikevicius	24	1-6	0-0	1-4	5	3	2
Booth	35	4-12	6-7	1-10	3	2	14
Ekezie	30	7-8	0-0	2-4	2	2	14
Elliott	23	3-6	1-2	2-7	1	1	7
Kovarik	23	1-2	0-0	1-2	3	0	2
TOTALS	200	26-48	15-22	7-32	16	14	68

Percentages: FG-.542, FT-.682, 3-Point Goals: 1-7, .143 (Stokes 1-3, Jasikevicius 0-3, Elliott 0-1). Team rebounds: 34. Blocked shots: 2 (Ekezie 2). Turnovers: 20 (Stokes 6, Profit 5, Ekezie 4, Booth 2, Elliott, Jasikevicius, Kovarik). Steals: 12 (Profit 3, Stokes 3, Jasikevicius 2, Booth, Ekezie, Elliott, Kovarik).

**NO CAROLINA ST (59)**

	min	fgm-a	ftm-a	o-t	a	pf	tp
Strong	35	3-12	2-2	3-9	1	4	8
Hyatt	38	6-10	1-3	4-10	4	3	15
Thornton	31	2-6	0-0	1-4	1	5	4
Benjamin	38	5-15	2-3	0-1	1	5	14
Harrison	40	6-13	3-4	0-2	2	0	16
Gainey	10	0-2	0-0	0-0	0	0	0
Wells	4	1-3	0-0	1-1	0	0	2
McCullum	4	0-1	0-0	0-0	0	0	0
TOTALS	200	23-62	8-12	9-27	9	17	59

Percentages: FG-.371, FT-.667, 3-Point Goals: 5-25, .200 (Strong 0-3, Hyatt 2-4, Thornton 0-1, Benjamin 2-10, Harrison 1-4, Gainey 0-1, Wells 0-1, McCullum 0-1). Team rebounds: 31. Blocked shots: 3 (Thornton 2, Wells). Turnovers: 15 (Thornton 5, McCullum 3, Benjamin 2, Gainey 2, Hyatt 2, Strong). Steals: 11 (Harrison 4, Hyatt 2, Strong 2, Benjamin, Gainey, McCullum).

Maryland	27	41	-	68
No Carolina St	17	42	-	59

Technical fouls: None. A: 11,700. Officials: Larry Rose, Duke Edsall, Andre Patillo.

## CLEMSON 67 MARYLAND 63

January 15, 1997  
Cole Field House, College Park, Md.

Terrell McIntyre's three-pointer with 4:51 to play snapped a tie and triggered a 7-0 run as third-ranked Clemson turned back host and No. 11 Maryland, 67-63, in an Atlantic Coast Conference game. Greg Buckner scored 16 points for Clemson (15-1), which is 4-0 in conference for just the second time in school history. Merl Code added two free throws with 6.8 seconds to play to seal the victory, the 11th straight for the Tigers. Keith Booth scored 16 points for Maryland (14-2, 4-1), which had a three-game winning streak snapped. The Terrapins were trying for their best ACC start in school history.

**CLEMSON (67)**

	min	fgm-a	ftm-a	o-t	a	pf	tp
Buckner	31	7-17	2-5	3-4	3	3	16
Jamison	30	3-3	0-1	0-4	0	1	6
Wideman	10	1-2	2-2	2-3	0	3	4
McIntyre	29	4-9	2-3	0-3	5	2	13
Code	36	2-4	2-2	0-4	4	2	8
Iturbe	27	2-5	0-0	0-3	4	1	4
Whitt	14	6-7	0-0	2-7	2	2	12
Jurkunas	14	2-5	0-1	1-4	0	1	4
Chnstse	6	0-1	0-0	0-0	0	0	0
Harder	3	0-0	0-0	1-1	0	2	0
TOTALS	200	27-53	8-14	9-33	18	17	67

Percentages: FG-.509, FT-.571, 3-Point Goals: 5-13,

.385 (Buckner 0-1, McIntyre 3-5, Code 2-3, Iturbe 0-2, Jurkunas 0-2). Team rebounds: None. Blocked shots: 2 (Wideman, McIntyre). Turnovers: 23 (Code 6, Iturbe 3, McIntyre 3, Wideman 3, Buckner 2, Christie 2, Harder 2, Jurkunas, Whitt). Steals: 11 (Buckner 3, Code 2, Jamison 2, McIntyre 2, Iturbe, Whitt).

**MARYLAND (63)**

	min	fgm-a	ftm-a	o-t	a	pf	tp
Profit	36	7-16	0-1	3-5	2	2	14
Booth	32	6-11	4-7	4-10	1	4	16
Ekezie	22	1-4	3-4	2-4	0	4	5
Stokes	34	2-7	0-2	0-3	7	3	5
Jasikevicius	25	6-9	2-4	0-1	4	2	15
Elliott	32	3-4	0-0	0-5	2	3	6
Kovarik	12	1-2	0-0	0-1	0	1	2
Watkins	7	0-0	0-0	0-2	0	0	0
TOTALS	200	26-53	9-18	9-31	16	19	63

Percentages: FG-.491, FT-.500, 3-Point Goals: 2-14, .143 (Profit 0-5, Booth 0-1, Stokes 1-4, Jasikevicius 1-3, Elliott 0-1). Team rebounds: 1. Blocked shots: 5 (Elliott 2, Booth, Ekezie, Profit). Turnovers: 20 (Jasikevicius 5, Booth 4, Profit 3, Stokes 3, Elliott 2, Kovarik 2, Ekezie). Steals: 16 (Profit 7, Booth 2, Elliott 2, Jasikevicius 2, Kovarik 2, Stokes).

Clemson	32	35	-	67
Maryland	31	32	-	63

Technical fouls: None. A: 14,500. Officials: Mike Wood, Samuel Croft, Chuck Pitts.

## MARYLAND 54 WAKE FOREST 51

Sunday January 19, 1997  
Lawrence Joel Veterans Memorial Coliseum  
Winston-Salem, N.C.

Laron Profit's three-pointer from the right wing as time expired lifted 11th-ranked Maryland to a 54-51 upset of number two Wake Forest, handing the Demon Deacons their first loss of the season. After Tim Duncan hit two free throws with 17 seconds to play to tie the game, Profit passed the ball to Keith Booth on the right side. Booth tried to go baseline on Ricky Peral, but was cut off. He turned in mid-air and kicked the ball out to Profit, who was on the right wing and released a shot that hit nothing but net. The victory by the Terrapins (15-2, 5-1 ACC) lifted them into a tie for second in the conference with Wake Forest (13-1, 5-1). Both schools are one-half game behind Clemson, which likely will move into second in the poll released Monday.

**MARYLAND (54)**

	min	fgm-a	ftm-a	o-t	a	pf	tp
Booth	39	2-14	4-6	1-12	2	3	8
Profit	33	5-16	0-1	1-4	2	0	11
Ekezie	24	1-2	0-2	0-5	0	5	2
Jasikevicius	36	5-10	7-10	0-3	3	1	19
Stokes	36	3-5	0-0	0-5	3	2	7
Elliott	18	2-4	1-2	2-3	0	4	5
Kovarik	13	1-2	0-0	0-2	2	0	2
Watkins	1	0-0	0-0	0-0	0	2	0
TOTALS	200	19-53	12-21	4-34	12	17	54

Percentages: FG-.358, FT-.571, 3-Point Goals: 4-10, .400 (Booth 0-2, Profit 1-2, Jasikevicius 2-5, Stokes 1-1). Team rebounds: 6. Blocked shots: 4 (Stokes 2, Ekezie, Jasikevicius). Turnovers: 19 (Stokes 5, Profit 4, Booth 3, Elliott 2, Jasikevicius 2, Kovarik 2, Ekezie). Steals: 9 (Booth 3, Stokes 3, Profit 2, Jasikevicius).

**WAKE FOREST (51)**

	min	fgm-a	ftm-a	o-t	a	pf	tp
Peral	38	4-10	2-2	1-3	3	3	10
Allen	13	1-2	1-2	0-0	0	3	3
Duncan	40	8-13	10-12	2-13	4	3	26
Braswell	30	2-10	1-2	0-1	3	4	6
Rutland	40	1-10	0-0	0-3	0	1	3
Amonett	10	0-1	0-0	0-1	0	1	0
Woods	7	0-1	0-0	1-2	0	0	0
Goolsby	22	1-6	0-0	3-8	0	2	3
TOTALS	200	17-53	14-18	7-31	10	17	51

Percentages: FG-.321, FT-.778, 3-Point Goals: 3-19, .158 (Peral 0-2, Duncan 0-1, Braswell 1-3, Rutland 1-9, Goolsby 1-4). Team Rebounds: 3. Blocked shots: 12 (Duncan 9, Peral 3). Turnovers: 17 (Rutland 6, Peral 5, Duncan 3, Amonett, Braswell, Goolsby). Steals: 9 (Peral 3, Duncan 2, Allen, Amonett, Goolsby, Rutland).

Maryland	32	22	-	54
Wake Forest	20	31	-	51

Technical fouls: Wake Forest 1 (Team). A: 14,407. Officials: Dick Paparo, Carl Hess, Duke Edsall.

## PENN MARYLAND 73 MARYLAND 103

January 21, 1997  
Baltimore Arena, Baltimore, Md.

Keith Booth scored 16 of his 26 points in the first half and Rodney Elliott added 22 as seventh-ranked Maryland pulled away for a 103-73 victory over Pennsylvania at Baltimore Arena. Maryland (16-2), off to its best start in school history, won for the fifth time in six games. The Terrapins led 31-25 with 7:31 left before closing the first half on a 16-9 run for a 47-34 halftime advantage. Maryland opened the second half with a 16-7 burst to grab a 63-41 lead with just over 13 minutes remaining. Jed Ryan had 17 points for Pennsylvania (5-7), which suffered its third straight loss.

**PENNSYLVANIA (73)**

	min	fgm-a	ftm-a	o-t	a	pf	tp
Jordan	28	4-8	2-2	0-2	1	2	11
Romanczuk	20	4-5	1-2	2-5	2	4	9
Owens	16	4-5	0-0	0-2	0	4	8
Lyren	32	3-5	0-0	0-1	4	3	7
Kretz	31	2-8	0-0	0-1	2	4	6
Ryan	24	6-1	4-4	2-3	2	2	17
Langel	23	3-5	2-2	1-4	1	1	11
Mboya	18	1-2	0-0	0-3	1	0	2
Melcher	3	0-0	0-0	0-0	0	2	0
Dzik	2	0-1	0-0	0-0	0	0	0
Kieffer	1	0-1	0-0	0-2	0	0	0
Allson	1	1-1	0-0	0-0	0	0	2
Goldstein	1	0-0	0-0	0-0	0	0	0
TOTALS	200	28-54	9-10	5-23	3	22	73

Percentages: FG-.519, FT-.900, 3-Point Goals: 8-21, .381 (Jordan 1-1, Lyren 1-1, Kretz 2-8, Ryan 1-6, Langel 3-4, Dzik 0-1). Team rebounds: 2. Blocked shots: 2 (Kretz, Allson). Turnovers: 31 (Jordan 6, Langel 5, Lyren 5, Owens 5, Ryan 4, Kretz 3, Mboya 2, Romanczuk). Steals: 5 (Kretz 2, Jordan, Lyren, Ryan).

**MARYLAND (103)**

	min	fgm-a	ftm-a	o-t	a	pf	tp
Profit	30	1-4	1-2	0-1	4	0	4
Booth	33	11-17	4-5	2-12	1	3	26
Ekezie	27	5-7	5-6	5-8	2	1	15
Stokes	28	2-6	0-0	0-3	6	0	5
Jasikevicius	27	4-9	4-4	1-1	3	2	12
Elliott	20	10-11	2-3	3-4	3	4	22
Kovarik	16	1-3	6-6	0-2	4	2	8
Watkins	6	1-2	0-0	0-0	0	0	2
Hite	3	0-0	1-2	0-0	0	0	1
Fields	3	1-2	2-2	1-2	0	0	5
Raydo	3	1-1	0-0	0-0	1	1	3
Hahn	2	0-0	0-0	0-0	0	0	0
Smith	2	0-3	0-0	0-0	0	1	0
TOTALS	200	37-65	25-30	12-33	24	14	103

Percentages: FG-.569, FT-.833, 3-Point Goals: 4-13, .308 (Profit 1-3, Stokes 1-2, Jasikevicius 0-3, Kovarik 0-1, Fields 1-1, Raydo 1-1, Smith 0-2). Team rebounds: None. Blocked shots: 2 (Booth, Ekezie). Turnovers: 15 (Ekezie 4, Jasikevicius 4, Profit 3, Booth 2, Elliott, Raydo). Steals: 12 (Booth 4, Jasikevicius 2, Stokes 2, Ekezie, Hahn, Hite, Profit).

Pennsylvania	34	39	-	73
Maryland	47	56	-	103

Technical fouls: None. A: 13,368. Officials: Larry Rose, Stanley Rote, Stephen Gordon.

## DUKE 70 MARYLAND 74

January 26, 1997  
Cole Field House, College Park, Md.

Sarunas Jasikevicius and Laron Profit hooked up for two key alley-oops and Obinna Ekezie took a game-saving charge as seventh-ranked Maryland held off number 10 Duke, 74-70, in an Atlantic Coast Conference battle. Keith Booth scored 17 points for the Terrapins (17-2, 6-1 ACC), who moved a half-game behind Wake Forest for first place in the conference. Maryland, which is off to the best start in school history, improved to 4-1 against ranked opponents.

**DUKE (70)**

	min	fgm-a	ftm-a	o-t	a	pf	tp
Wallace	15	3-4	0-0	0-0	0	4	8
McLeod	30	9-16	2-2	4-11	0	3	22
Newton	20	2-10	1-3	3-8	0	1	5
Wojciechowski	29	1-5	2-2	0-0	5	5	5
Langdon	35	2-6	2-2	0-2	3	2	7
Carrawell	13	2-7	0-0	1-4	0	0	4
Chappell	6	0-2	2-2	2-2	1	0	2
James	14	2-3	0-0	0-2	1	3	4
Capel	25	4-6	1-3	0-0	5	3	11



# 1996-97 Box Scores

1996-97 IN REVIEW

Price	13	1-2	0-0	0-0	1	1	2	2
TOTALS	200	26-61	10-14	10-29	16	22	70	

Percentages: FG-.426, FT-.714, 3-Point Goals: 8-20, .400 (Wallace 2-2, Mcleod 2-3, Wojciechowski 1-4, Langdon 1-4, Carrawell 0-1, Chappell 0-1, James 0-1, Capel 2-3, Price 0-1). Team rebounds: 4. Blocked shots: 4 (Mcleod 2, Wallace, Carrawell). Turnovers: 13 (Mcleod 4, Wojciechowski 3, Langdon 2, Newton 2, Capel, James). Steals: 4 (Wojciechowski 2, Capel, Price).  
**MARYLAND (74)**

	min	fgm-a	ftm-a	o-t	a	pf	tp
Booth	33	6-12	3-6	4-9	6	4	15
Profit	37	5-13	5-6	2-7	3	0	16
Ekezie	34	4-9	1-2	1-6	2	3	9
Stokes	34	2-2	2-2	0-4	4	3	8
Jasikevicius	31	5-12	2-2	0-1	3	0	15
Elliott	20	4-6	3-4	2-5	0	3	11
Kovarik	10	0-0	0-0	0-0	1	1	0
Watkins	1	0-0	0-0	0-0	0	0	0
TOTALS	200	26-54	16-22	9-32	19	14	74

Percentages: FG-.481, FT-.727, 3-Point Goals: 6-12, .500 (Booth 0-1, Profit 1-4, Stokes 2-2, Jasikevicius 3-4, Elliott 0-1). Team rebounds: 4. Blocked shots: 5 (Ekezie 3, Profit, Elliott). Turnovers: 18 (Stokes 4, Booth 3, Ekezie 3, Jasikevicius 3, Profit 3, Elliott, Kovarik). Steals: 6 (Jasikevicius 2, Profit 2, Booth, Ekezie).

Duke	29	41	-	70
Maryland	33	41	-	74

Technical fouls: None. A: 14,500. Officials: Rick Hartzell, Felton Steed, Bob Donato.

## MARYLAND 70 FLORIDA STATE 74

January 29, 1997

Leon County Civic Center, Tallahassee, Fla.

Kerry Thompson's three-pointer with 1:11 remaining put Florida State ahead to stay and the Seminoles held on for a 74-70 Atlantic Coast Conference victory over fifth-ranked Maryland. Florida State led by as many as 13 points midway through the second half, but Thompson's three-pointer with 56.7 seconds left snapped a 65-65 tie. Randall Jackson scored 20 points, Ron Hale added 17 and Thompson finished with 14 for the Seminoles (12-5, 3-5 ACC), who handed Maryland its first road loss of the season. Keith Booth had 20 points and Obinna Ekezie contributed 18 points and 11 rebounds for the Terrapins (17-3, 6-2).

### MARYLAND (70)

	min	fgm-a	ftm-a	o-t	a	pf	tp
Profit	32	2-4	0-0	1-6	3	2	5
Stokes	36	2-6	0-0	2-2	2	2	4
Jasikevicius	37	4-11	4-6	0-2	5	3	12
Booth	36	5-14	10-15	5-9	3	4	20
Ekezie	29	5-14	8-10	4-11	0	5	18
Kovarik	8	0-3	0-0	3-3	0	1	0
Elliott	21	4-6	3-4	2-2	0	3	11
Watkins	1	0-0	0-0	0-0	0	0	0
TOTALS	200	22-58	25-35	15-35	13	20	70

Percentages: FG-.379, FT-.714, 3-Point Goals: 1-7, .143 (Profit 1-2, Jasikevicius 0-4, Kovarik 0-1). Team rebounds: 1. Blocked shots: 3 (Ekezie 2, Booth). Turnovers: 21 (Profit 7, Booth 6, Stokes 3, Ekezie 2, Elliott, Jasikevicius, Kovarik). Steals: 11 (Booth 3, Jasikevicius 3, Profit 2, Ekezie, Kovarik, Stokes).  
**FLORIDA STATE (74)**

	min	fgm-a	ftm-a	o-t	a	pf	tp
Hale	25	3-7	10-15	2-4	1	3	17
Jackson	35	8-15	3-4	5-9	0	2	20
Louis	24	2-8	0-0	4-7	0	5	4
K Thompson	36	6-12	0-0	1-6	3	3	14
Collins	34	2-8	4-6	1-3	3	4	8
Greer	20	3-3	2-2	0-2	3	0	9
Deas	4	0-1	1-2	0-1	1	1	1
Luchman	14	0-2	1-2	3-5	0	5	1
Brower	8	0-4	0-0	0-1	0	1	0
TOTALS	200	24-60	20-31	16-38	11	24	74

Percentages: FG-.400, FT-.645, 3-Point Goals: 6-13, .462 (Hale 1-2, Jackson 1-1, K Thompson 2-5, Collins 0-2, Greer 2-2, Brower 0-1). Team rebounds: 5. Blocked shots: 5 (Jackson 2, Louis 2, Hale). Turnovers: 22 (K Thompson 9, Hale 4, Brower 2, Deas 2, Louis 2, Collins, Jackson, Luchman). Steals: 10 (K Thompson 6, Brower, Collins, Hale, Jackson).

Maryland	30	40	-	70
Florida St	31	43	-	74

Technical fouls: Maryland 2 (Team 2), Florida St 1 (Team). A: 7,382. Officials: Dick Paparo, Carl Hess, Jim Haney.

## WAKE FOREST 74 MARYLAND 69

February 1, 1997

Cole Field House, College Park, Md.

Tim Duncan scored 25 of his 29 points in the second half as second-ranked Wake Forest avenged its only loss of the season with a 74-69 victory over fifth-ranked Maryland in an Atlantic Coast Conference battle. Wake Forest (18-1, 8-1 ACC) rallied from a 43-31 halftime deficit to earn its fifth straight win since a 54-51 loss to Maryland on January 19th. Keith Booth led Maryland (17-4, 6-3) with 22 points, but was held to just six in the second half. The Terps were coming off a 74-70 loss at Florida State on Wednesday. Terrell Stokes had 12 points for Maryland.

### WAKE FOREST (74)

	min	fgm-a	ftm-a	o-t	a	pf	tp
Woods	29	3-7	2-4	2-12	23	8	8
Peral	28	2-5	4-6	2-4	0	4	9
Duncan	40	9-17	11-15	6-15	4	1	29
Braswell	29	3-9	0-0	6-9	2	1	7
Rutland	39	3-10	1-3	0-3	4	3	9
Allen	8	1-1	2-4	1-2	0	3	4
Goolsby	20	2-5	0-1	0-0	0	3	6
Amonett	7	0-1	2-2	1-1	0	2	2
TOTALS	200	23-55	22-35	18-46	12	20	74

Percentages: FG-.418, FT-.629, 3-Point Goals: 6-16, .375 (Peral 1-1, Duncan 0-1, Braswell 1-2, Rutland 2-7, Goolsby 2-4, Amonett 0-1). Team rebounds: 4. Blocked shots: 6 (Duncan 3, Peral, Woods, Allen). Turnovers: 19 (Duncan 5, Peral 4, Allen 3, Rutland 3, Woods 2, Amonett, Braswell). Steals: 5 (Duncan 2, Peral, Rutland, Woods).

### MARYLAND (69)

	min	fgm-a	ftm-a	o-t	a	pf	tp
Profit	23	3-9	2-3	2-4	2	5	9
Booth	34	8-23	6-9	4-9	3	4	22
Ekezie	15	3-4	3-4	2-2	0	5	9
Stokes	39	4-8	3-3	1-4	1	1	12
Jasikevicius	38	2-9	3-5	0-4	3	2	7
Elliott	25	2-8	2-3	3-7	1	3	6
Kovarik	15	1-3	0-0	2-3	1	5	2
Hite	5	1-1	0-0	0-1	0	0	2
Watkins	6	0-0	0-0	0-1	0	0	0
TOTALS	200	24-65	19-27	14-35	11	25	69

Percentages: FG-.369, FT-.704, 3-Point Goals: 2-13, .154 (Profit 1-3, Booth 0-2, Stokes 1-3, Jasikevicius 0-4, Elliott 0-1). Team rebounds: 1. Blocked shots: 3 (Booth 2, Elliott). Turnovers: 9 (Booth 3, Stokes 3, Elliott 2, Hite). Steals: 5 (Booth 2, Hite, Kovarik, Stokes).

Wake Forest	31	43	-	74
Maryland	43	26	-	69

Technical fouls: Wake Forest 1 (Bench). A: 14,500. Officials: Mike Wood, Samuel Croft, Curtis Shaw.

## N.C. STATE 55 MARYLAND 66

February 5, 1997

Cole Field House, College Park, Md.

Keith Booth had 21 points and nine rebounds and Laron Profit added 20 points and six steals, leading seventh-ranked Maryland to a 66-55 Atlantic Coast Conference victory over North Carolina State. Obinna Ekezie chipped in 11 points and six rebounds for Maryland (18-4, 7-3 ACC), which rebounded from back-to-back conference losses to Florida State and Wake Forest to sweep the season series from the Wolfpack. The Terrapins have won the last six meetings. The Terps shot 24-of-49 (49 percent) from the field and limited the Wolfpack to 40 percent (21-of-52).  
**NO CAROLINA STATE (55)**

	min	fgm-a	ftm-a	o-t	a	pf	tp
Strong	38	6-10	2-4	1-4	1	3	19
Thornton	38	4-10	2-2	5-13	3	4	10
Benjamin	30	4-10	0-0	1-3	2	4	8
Ganey	28	1-3	1-4	0-2	2	5	4
Hyatt	37	5-12	0-0	0-6	3	5	12
Harrison	24	1-5	0-0	0-1	0	2	2
Norton	2	0-0	0-0	0-0	0	1	0
Wells	2	0-1	0-0	0-0	0	0	0
Sutton	1	0-1	0-0	0-0	0	0	0
TOTALS	200	21-52	5-10	7-29	11	24	55

Percentages: FG-.404, FT-.500, 3-Point Goals: 8-16, .500 (Strong 5-6, Benjamin 0-1, Ganey 1-2, Hyatt 2-4, Harrison 0-1, Wells 0-1, Sutton 0-1). Team rebounds: 4. Blocked shots: 1 (Strong). Turnovers: 21 (Benjamin 5, Strong 5, Thornton 5, Hyatt 3, Norton 2, Harrison). Steals: 5 (Benjamin 2, Thornton 2, Strong).

### MARYLAND (66)

	min	fgm-a	ftm-a	o-t	a	pf	tp
Profit	39	8-13	2-3	1-3	1	1	20
Booth	38	8-13	5-7	1-9	3	3	21
Ekezie	27	3-4	5-9	0-6	0	3	11
Stokes	35	1-6	2-4	0-0	5	3	4
Jasikevicius	28	2-6	1-2	1-4	5	2	5
Elliott	20	1-4	1-2	4-7	2	2	3
Kovarik	9	1-1	0-0	0-1	0	0	2
Watkins	4	0-2	0-1	0-2	0	0	0
TOTALS	200	24-49	16-28	7-32	16	14	66

Percentages: FG-.490, FT-.571, 3-Point Goals: 2-13, .154 (Profit 2-4, Stokes 0-5, Jasikevicius 0-3, Elliott 0-1). Team rebounds: 2. Blocked shots: 6 (Jasikevicius 2, Watkins 2, Elliott, Ekezie). Turnovers: 13 (Booth 4, Jasikevicius 4, Ekezie 3, Stokes 2). Steals: 12 (Profit 6, Booth 3, Elliott 2, Ekezie).

No Carolina St	23	32	-	55
Maryland	29	37	-	66

Technical fouls: None. A: 14,500. Officials: Larry Rose, Dave Elliott, Duke Edsall.

## MARYLAND 68 CLEMSON 80

February 8, 1997

Littlejohn Coliseum, Clemson, S.C.

Terrell McIntyre scored 11 of his 21 points in a decisive 16-1 second half run to lead 10th-ranked Clemson to an 80-68 victory over seventh-ranked Maryland and a sweep of the Atlantic Coast Conference season series. Greg Buckner led Clemson (19-4, 7-3 ACC) with 23 points. The Tigers bridged the first and second half with a 31-8 run to open a 47-32 lead. Keith Booth led Maryland (18-5, 7-4) with 19 points. Maryland held a 24-16 lead after Laron Profit hit a three-pointer with 4:43 left in the half. But Tony Christie converted a pair of free throws and connected on a three-pointer from the top of the key to ignite a 13-3 run to close the half. A layup by McIntyre with five seconds remaining in the half snapped a 27-27 tie.

### MARYLAND (68)

	min	fgm-a	ftm-a	o-t	a	pf	tp
Profit	36	6-12	0-0	1-6	6	4	14
Booth	40	5-10	9-12	1-7	2	4	19
Ekezie	12	1-2	0-0	1-3	1	5	2
Stokes	36	1-5	2-2	1-3	7	4	5
Jasikevicius	29	5-13	3-4	0-1	2	4	16
Elliott	25	3-6	4-5	2-5	0	4	10
Watkins	8	1-1	0-1	0-2	0	0	2
Kovarik	11	0-1	0-0	0-0	0	4	0
Hite	3	0-0	0-0	0-0	0	2	0
TOTALS	200	22-50	18-24	6-27	18	31	68

Percentages: FG-.440, FT-.750, 3-Point Goals: 6-14, .429 (Profit 2-4, Booth 0-1, Stokes 1-3, Jasikevicius 3-6). Team rebounds: 2. Blocked shots: 3 (Booth, Elliott, Watkins). Turnovers: 23 (Jasikevicius 6, Ekezie 4, Profit 4, Booth 3, Elliott 3, Stokes 2, Kovarik). Steals: 5 (Booth 3, Jasikevicius, Profit).  
**CLEMSON (80)**

	min	fgm-a	ftm-a	o-t	a	pf	tp
Iturbe	29	3-7	2-5	2-4	2	3	8
Buckner	34	7-11	8-11	2-10	3	3	23
Wideman	21	0-0	0-0	1-5	1	4	0
McIntyre	38	5-14	9-11	0-0	6	1	21
Code	30	2-8	4-4	0-1	1	3	9
Jamison	22	2-4	4-8	3-5	0	3	8
Christie	11	1-2	2-3	1-1	0	0	5
Jurkunas	8	1-2	3-4	0-3	0	1	5
Whitt	7	0-2	1-2	0-3	0	1	1
TOTALS	200	21-50	33-48	9-32	13	19	80

Percentages: FG-.420, FT-.688, 3-Point Goals: 5-15, .333 (Iturbe 0-1, Buckner 1-1, McIntyre 2-7, Code 1-3, Christie 1-2, Jurkunas 0-1). Team rebounds: 4. Blocked shots: 4 (Jurkunas 2, Iturbe, Buckner). Turnovers: 16 (Iturbe 5, Buckner 3, Code 3, Jamison 2, Wideman 2). Steals: 11 (Iturbe 3, McIntyre 3, Buckner 2, Wideman 2, Jamison).

Maryland	27	41	-	68
Clemson	29	51	-	80

Technical fouls: Maryland 1 (Bench). A: 11,200. Officials: Rick Hartzell, Felton Steed, Karl Hess.

## FLORIDA STATE 57 MARYLAND 73

February 13, 1997

Cole Field House, College Park, Md.

Keith Booth scored 17 points and number 10 Maryland

MarylandBasketball



# 1996-97 Box Scores

earned a split of the season-series with Florida State with a 73-57 victory in an Atlantic Coast Conference game. Obinna Ekezie added 15 points for the Terrapins (19-5, 8-4 ACC) who moved into sole possession of third place in the conference, one-half game ahead of Clemson and one-half game behind second-place Duke. Maryland opened the second half with a 7-2 run to take a 44-29 lead with 18:19 left, but Florida State was able to close to within eight points on Hale's three-pointer with 12:21 remaining. But the Terps responded with a 16-3 run, with Ekezie accounting for five points, to take their largest lead at 71-50 with 2:47 to play. Profit finished with 14 points and eight rebounds and Elliott had 12 and eight rebounds for Maryland, which shot 44 percent (24-for-55) from the field. Booth and Ekezie each grabbed 11 boards from the Terps, helping them to a commanding 47-31 rebounding margin.

## FLORIDA ST (57)

	min	fgm-a	ftm-a	o-t	a	pf	tp
Hale	27	3-10	0-0	1-3	4	7	
Louis	36	4-8	2-2	1-7	1	3	10
Luchman	15	2-2	3-5	1-3	0	5	7
K Thompson	32	1-9	0-1	1-4	7	1	2
Collins	33	9-16	2-3	2-4	1	3	24
Greer	33	1-7	0-0	0-3	0	0	3
Deas	11	0-2	2-2	1-2	3	5	2
Brower	13	1-5	0-0	1-1	1	2	2
<b>TOTALS</b>	<b>200</b>	<b>21-59</b>	<b>9-13</b>	<b>8-27</b>	<b>15</b>	<b>23</b>	<b>57</b>

Percentages: FG-.356, FT-.692, 3-Point Goals: 6-25, .240 (Hale 1-5, K Thompson 0-3, Collins 4-7, Greer 1-5, Deas 0-2, Brower 0-3). Team rebounds: 4. Blocked shots: 3 (Louis 2, Collins). Turnovers: 19 (Deas 4, K Thompson 3, Brower 2, Collins 2, Greer 2, Hale 2, Louis 2). Steals: 6 (Greer 4, Collins, K Thompson).

## MARYLAND (73)

	min	fgm-a	ftm-a	o-t	a	pf	tp
Profit	36	6-13	2-4	4-8	4	3	14
Booth	37	6-17	5-7	6-11	3	1	17
Ekezie	30	5-11	5-8	3-11	1	2	15
Stokes	36	1-3	2-2	0-2	3	3	4
Jasikevicius	18	3-4	0-0	0-1	2	4	7
Kovarik	23	1-2	2-4	2-4	2	2	4
Elliott	19	2-5	8-8	0-8	0	1	12
Watkins	1	0-0	0-0	0-0	0	1	0
<b>TOTALS</b>	<b>200</b>	<b>24-55</b>	<b>24-33</b>	<b>15-45</b>	<b>15</b>	<b>17</b>	<b>73</b>

Percentages: FG-.436, FT-.727, 3-Point Goals: 1-4, .250 (Profit 0-2, Jasikevicius 1-1, Kovarik 0-1). Team rebounds: 2. Blocked shots: 5 (Profit 4, Elliott). Turnovers: 14 (Elliott 3, Stokes 3, Ekezie 2, Jasikevicius 2, Profit 2, Booth, Watkins). Steals: 8 (Booth 4, Jasikevicius 2, Ekezie, Profit).

Florida St	27	30	-	57
Maryland	38	35	-	73

Technical fouls: None. A: 14,500. Officials: Samuel Croft, Mike Wood, Duke Edsall.

## MARYLAND 61 MASSACHUSETTS 78

February 15, 1997

Worcester Centrum, Worcester, Mass.

Charlton Clarke scored 15 of his 22 points in the first half when Massachusetts built a 13-point lead en route to a 78-61 victory over 10th-ranked Maryland in a non-conference game. Laron Profit led the Terrapins with 21 points. The Terps are 1-1 against the Atlantic 10 this season, knocking off George Washington, 74-68, on December 9th. The Minutemen lead the all-time series, 4-2, and posted a 50-47 victory over Maryland in the Franklin National Bank Classic in 1996.

## MARYLAND (61)

	min	fgm-a	ftm-a	o-t	a	pf	tp
Profit	37	8-12	4-6	1-5	1	3	21
Booth	38	4-11	8-13	0-4	1	4	16
Ekezie	33	4-10	3-5	3-10	1	4	11
Stokes	35	1-8	0-0	0-2	5	4	2
Jasikevicius	26	2-8	2-2	1-2	1	0	6
Kovarik	11	0-0	0-0	1-1	1	2	0
Elliott	19	2-5	1-2	1-3	0	2	5
Watkins	1	0-0	0-0	0-0	0	0	0
<b>TOTALS</b>	<b>200</b>	<b>21-54</b>	<b>8-28</b>	<b>7-27</b>	<b>10</b>	<b>19</b>	<b>61</b>

Percentages: FG-.389, FT-.643, 3-Point Goals: 1-11, .091 (Profit 1-4, Stokes 0-4, Jasikevicius 0-2, Elliott 0-1). Team rebounds: 8. Blocked shots: 2 (Ekezie, Elliott). Turnovers: 17 (Booth 5, Ekezie 5, Stokes 3, Profit 2, Elliott, Jasikevicius). Steals: 8 (Profit 4, Booth 2, Ekezie, Stokes).

## MASSACHUSETTS (78)

	min	fgm-a	ftm-a	o-t	a	pf	tp
Clarke	37	8-14	3-3	2-3	3	2	22
Weeks	20	3-5	2-2	0-4	1	5	8
Ketner	35	7-12	5-8	4-12	4	3	19
Travieso	39	1-9	2-2	0-5	7	2	4
Padilla	39	5-11	4-4	1-3	3	3	16
Burns	1	0-0	0-0	0-0	1	0	0
MaClay	1	0-0	0-0	0-0	0	0	0
Smith	3	0-0	0-0	0-0	0	0	0
Kirkland	1	1-1	0-0	0-0	0	0	2
Babul	1	0-0	0-0	0-0	0	0	0
Basit	10	0-3	0-0	2-4	0	0	0
Norville	13	3-5	1-3	1-2	0	4	7
<b>TOTALS</b>	<b>200</b>	<b>28-60</b>	<b>17-22</b>	<b>10-33</b>	<b>19</b>	<b>19</b>	<b>78</b>

Percentages: FG-.467, FT-.773, 3-Point Goals: 5-12, .417 (Clarke 3-3, Padilla 0-4, Travieso 2-5). Team rebounds: 5. Blocked shots: 7 (Ketner 4, Weeks 2, Basit). Turnovers: 13 (Padilla 5, Clarke 3, Ketner 3, Norville, Travieso). Steals: 8 (Padilla 3, Weeks 3, Travieso 2).

Maryland	28	33	-	61
Massachusetts	41	37	-	78

Technical fouls: None. A: 11,210. Officials: Larry Rose, Stanley Rote, Brian Kersey.

## MARYLAND 76 GEORGIA TECH 68

February 19, 1997

Alexander Memorial Coliseum  
at McDonalds Center

Keith Booth scored 15 of his 26 points in the second half as 14th-ranked Maryland pulled away for a 76-68 Atlantic Coast Conference victory over Georgia Tech. Laron Profit added 12 points for the Terrapins (20-6, 9-4 ACC), who moved into a tie with second-place Wake Forest in the conference after the Demon Deacons were beaten at North Carolina. Maryland swept the season series and reached the 20-win mark for the second time in three seasons as coach Gary Williams improved to 6-11 versus the Yellow Jackets. Maryland erased a 39-38 halftime deficit with a 9-0 burst in the first 3:11 of the second half. Profit capped the run with a dunk, giving the Terrapins a 47-41 lead.

## MARYLAND (76)

	min	fgm-a	ftm-a	o-t	a	pf	tp
Profit	36	5-12	2-2	1-6	4	2	12
Booth	37	8-13	10-13	1-6	3	4	26
Ekezie	21	4-9	2-2	2-5	0	4	10
Stokes	39	2-5	2-2	0-4	5	1	6
Jasikevicius	31	5-9	0-2	0-3	4	2	12
Elliott	15	1-4	2-2	1-9	2	5	4
Kovank	17	2-3	1-2	3-5	2	1	5
Watkins	4	0-0	1-2	0-2	0	0	1
<b>TOTALS</b>	<b>200</b>	<b>27-55</b>	<b>20-27</b>	<b>8-40</b>	<b>20</b>	<b>19</b>	<b>76</b>

Percentages: FG-.491, FT-.741, 3-Point Goals: 2-6, .333 (Profit 0-1, Stokes 0-1, Jasikevicius 2-4). Team rebounds: 4. Blocked shots: 3 (Booth 2, Profit). Turnovers: 18 (Jasikevicius 4, Stokes 4, Profit 3, Watkins 3, Booth 2, Ekezie, Elliott). Steals: 9 (Booth 5, Profit 2, Kovarik, Stokes).

## GEORGIA TECH (68)

	min	fgm-a	ftm-a	o-t	a	pf	tp
Harpring	37	5-16	8-9	4-9	2	4	19
Maddox	33	8-14	1-2	2-6	3	3	18
Elisma	17	0-4	2-2	1-3	1	5	2
Saunders	37	6-12	0-2	0-5	2	4	15
Morris	35	5-13	0-0	2-4	2	1	14
Machado	4	0-1	0-0	0-0	0	0	0
Babul	18	0-2	0-0	2-4	0	1	0
Floyd	19	0-5	0-0	0-0	2	1	0
<b>TOTALS</b>	<b>200</b>	<b>24-67</b>	<b>11-15</b>	<b>11-31</b>	<b>12</b>	<b>19</b>	<b>68</b>

Percentages: FG-.358, FT-.733, 3-Point Goals: 9-33, .273 (Harpring 1-9, Maddox 1-3, Saunders 3-6, Morris 4-10, Babul 0-1, Floyd 0-4). Team rebounds: 3. Blocked shots: 5 (Harpring, Maddox, Elisma, Saunders, Morris). Turnovers: 14 (Saunders 4, Babul 3, Harpring 3, Morris 3, Maddox). Steals: 9 (Morris 5, Elisma, Harpring, Maddox, Saunders).

Maryland	38	38	-	76
Georgia Tech	39	29	-	68

Technical fouls: None. A: 7,530.

## NORTH CAROLINA 93 MARYLAND 81

February 22, 1997

Cole Field House, College Park, Md.

Antawn Jamison scored 21 of his 29 points in the first half as 12th-ranked North Carolina continued its strong push to the top half of the Atlantic Coast Conference with a 93-81 victory at number 14 Maryland. Keith Booth scored 20 points and Obinna Ekezie and Sarunas Jasikevicius added 14 apiece for Maryland (20-7, 9-5), which has lost five of its last eight games.

## NORTH CAROLINA (93)

	min	fgm-a	ftm-a	o-t	a	pf	tp
Okulaja	33	2-72-2	0-5	3	1	7	
Jamison	37	11-17	7-9	5-10	2	3	29
Zwikker	33	10-14	4-5	4-7	1	4	24
Williams	31	3-10	2-2	0-4	7	3	10
Carter	31	5-7	3-4	1-7	4	2	15
Cota	28	3-3	2-2	2-3	9	1	8
Ndiaye	7	0-1	0-0	0-1	0	2	0
<b>TOTALS</b>	<b>200</b>	<b>34-59</b>	<b>20-24</b>	<b>12-37</b>	<b>26</b>	<b>16</b>	<b>93</b>

Percentages: FG-.576, FT-.833, 3-Point Goals: 5-10, .500 (Okulaja 1-2, Williams 2-5, Carter 2-3). Team rebounds: 1. Blocked shots: 4 (Zwikker 3, Carter). Turnovers: 15 (Cota 6, Jamison 3, Williams 3, Zwikker 2, Carter). Steals: 4 (Carter, Jamison, Ndiaye, Zwikker).

## MARYLAND (81)

	min	fgm-a	ftm-a	o-t	a	pf	tp
Profit	34	5-14	0-0	2-4	1	1	11
Booth	31	5-10	10-12	2-5	3	4	20
Ekezie	33	5-7	4-4	2-7	1	3	14
Stokes	30	5-10	0-0	1-3	4	2	12
Jasikevicius	34	6-14	0-0	1-2	8	3	14
Elliott	21	4-6	2-2	1-2	0	3	10
Kovarik	17	0-3	0-2	0-1	0	2	0
<b>TOTALS</b>	<b>200</b>	<b>30-64</b>	<b>16-20</b>	<b>9-24</b>	<b>17</b>	<b>18</b>	<b>81</b>

Percentages: FG-.469, FT-.800, 3-Point Goals: 5-13, .385 (Profit 1-3, Stokes 2-4, Jasikevicius 2-5, Kovarik 0-1). Team rebounds: 3. Blocked shots: 4 (Ekezie 2, Profit, Booth). Turnovers: 12 (Ekezie 3, Booth 2, Elliott 2, Jasikevicius 2, Profit 2, Stokes). Steals: 5 (Ekezie 2, Booth, Jasikevicius, Stokes).

North Carolina	48	45	-	93
Maryland	37	44	-	81

Technical fouls: None. A: 14,500. Officials: Rick Hartzell, Samuel Croft, Mike Wood.

## MARYLAND 69 DUKE 81

March 27, 1997

Cameron Indoor Stadium  
Durham, North Carolina

Jeff Capel scored 18 points and Trajan Langdon added 12 as seventh-ranked Duke clinched a tie for the Atlantic Coast Conference regular-season title with an 81-69 victory over No. 16 Maryland. Keith Booth scored 22 points and Rodney Elliott added 14 for Maryland (20-8, 9-6), which has lost three of its last four games. The Terrapins have dropped 11 of their last 13 games at Cameron Indoor Stadium. The second half featured 12 lead changes until Steve Wojciechowski's three-pointer put the Blue Devils ahead for good, 55-52, with 10:20 to go. Mike Chappell, who had 10 points off the bench, made a three-pointer to cap an 11-2 run that gave Duke a 63-54 advantage with 8:39 left.

## MARYLAND (69)

	min	fgm-a	ftm-a	o-t	a	pf	tp
Profit	34	3-10	4-4	3-9	1	3	12
Booth	30	8-17	6-8	1-5	0	5	22
Ekezie	25	1-5	2-4	3-7	0	4	4
Stokes	36	2-4	1-2	0-2	5	1	6
Jasikevicius	31	2-4	2-4	1-2	1	1	7
Kovarik	15	1-2	0-0	0-1	0	4	2
Elliott	27	4-9	6-8	4-9	3	2	14
Watkins	2	0-0	2-2	0-0	0	0	2
<b>TOTALS</b>	<b>200</b>	<b>21-51</b>	<b>23-32</b>	<b>12-35</b>	<b>10</b>	<b>20</b>	<b>69</b>

Percentages: FG-.412, FT-.719, 3-Point Goals: 4-8, .500 (Profit 2-4, Booth 0-1, Stokes 1-2, Jasikevicius 1-1). Team rebounds: 3. Blocked shots: 2 (Stokes, Jasikevicius). Turnovers: 26 (Jasikevicius 6, Stokes 6, Ekezie 5, Profit 3, Booth 2, Elliott 2, Kovarik, Watkins). Steals: 2 (Profit, Stokes).

# 1996-97 Box Scores

1996-97 IN REVIEW

## DUKE (81)

	min	fgm-a	ftm-a	o-t	a	pf	tp
Langdon	29	3-11	5-6	0-1	1	1	12
Wallace	8	1-1	0-0	0-3	0	3	2
Newton	19	3-5	0-0	2-6	0	4	6
Capel	32	7-12	2-2	0-3	3	1	18
Wojciechowski	33	3-9	4-6	2-3	6	1	11
McLeod	26	4-9	2-4	3-5	1	4	10
Price	20	2-6	1-2	3-3	0	3	6
Carrawell	18	2-3	0-0	2-2	1	4	4
Chappell	11	3-6	2-2	0-2	0	0	10
James	4	1-1	0-0	0-0	0	0	2
TOTALS	200	29-63	16-22	12-28	12	21	81

Percentages: FG-.460, FT-.727, 3-Point Goals: 7-22, .318 (Langdon 1-5, Capel 2-4, Wojciechowski 1-6, McLeod 0-1, Price 1-3, Chappell 2-3). Team rebounds: 3. Blocked shots: 5 (McLeod 3, Langdon, Carrawell). Turnovers: 14 (Langdon 3, Capel 2, McLeod 2, Newton 2, Price 2, Wojciechowski 2, Wallace). Steals: 13 (McLeod 4, Wojciechowski 3, James 2, Newton 2, Capel, Price).

Maryland	33	36	-	69
Duke	34	47	-	81

Technical fouls: None. A: 9,314. Officials: Rick Hartzell, Larry Rose, Felton Steed.

## MARYLAND VIRGINIA 74 81

March 2, 1997  
University Hall, Charlottesville, Va.

Harold Deane scored 18 points as Virginia kept its NCAA Tournament hopes alive with a pivotal 81-74 Atlantic Coast Conference victory over 16th-ranked Maryland. Laron Profit scored 24 points and Keith Booth added 17 for Maryland (20-9, 9-7), which will be the fifth seed and play Clemson in the first round.

### MARYLAND (74)

	min	fgm-a	ftm-a	o-t	a	pf	tp
Profit	35	9-14	4-5	1-3	2	3	24
Booth	39	5-12	7-9	2-12	5	4	17
Ekezie	19	1-3	3-5	1-4	1	4	5
Stokes	33	1-5	0-0	1-2	4	5	2
Jasikevicius	36	5-14	2-2	1-3	1	3	15
Elliott	26	3-8	2-2	1-4	1	4	9
Kovarik	11	0-1	2-2	1-3	3	2	2
Hite	1	0-0	0-0	0-0	0	0	0
TOTALS	200	24-57	20-25	8-31	17	26	74

Percentages: FG-.421, FT-.800, 3-Point Goals: 6-18, .333 (Profit 2-5, Stokes 0-2, Jasikevicius 3-10, Elliott 1-1). Team rebounds: 4. Blocked shots: 5 (Profit 2, Ekezie, Stokes, Jasikevicius). Turnovers: 14 (Booth 5, Profit 3, Elliott 2, Stokes 2, Ekezie, Jasikevicius). Steals: 5 (Booth 3, Elliott, Profit).

### VIRGINIA (81)

	min	fgm-a	ftm-a	o-t	a	pf	tp
Nolan	26	6-10	1-1	2-7	1	5	13
Alexander	36	6-17	2-3	0-4	3	2	16
Walton	1	0-0	0-0	0-0	0	1	0
Robinson	20	1-4	0-0	1-2	3	0	2
Deane	37	5-10	6-7	0-1	8	4	18
Ducharme	29	4-7	7-10	1-3	1	4	15
Staples	29	4-8	1-3	2-7	0	1	13
Metheny	3	0-0	0-0	1-1	0	2	0
Marcaccini	5	0-0	0-0	1-1	0	0	0
Hunter	1	0-0	0-0	0-0	0	0	0
Dersch	13	1-2	2-4	0-4	2	3	4
TOTALS	200	27-58	19-28	8-30	18	22	81

Percentages: FG-.466, FT-.679, 3-Point Goals: 8-15, .533 (Alexander 2-4, Deane 2-5, Staples 4-6). Team rebounds: 5. Blocked shots: 7 (Ducharme 5, Alexander, Nolan). Turnovers: 13 (Deane 3, Nolan 2, Staples 2, Alexander, Dersch, Ducharme, Marcaccini, Metheny, Robinson). Steals: 5 (Alexander 3, Deane, Ducharme).

Maryland	39	35	-	74
Virginia	38	43	-	81

Technical fouls: None. A: 8,182. Officials: Frank Scagliotta, Stephen Gordon, Curtis Shaw.

## MARYLAND CLEMSON 76 61

ACC Tournament  
March 7, 1997  
Greensboro Coliseum, Greensboro, N.C.

Ohinna Ekezie scored 20 points and Keith Booth added 19 to lead 22nd-ranked Maryland to a 76-61 victory over 13th-ranked Clemson in the semifinals of the Atlantic Coast Conference Tournament. Booth scored the final seven points in an 11-0 second half run which opened a 56-44 lead for Maryland. He completed a three-point play, converted a pair of free throws and hit a layup in the spurt. Terrell Stokes had 17 points and Sarunas Jasikevicius added 14 for the Terps. A five-foot jumper by Laron Profit 14 seconds into the second half increased Maryland's advantage to 33-25.

### MARYLAND (76)

	min	fgm-a	ftm-a	o-t	a	pf	tp
Booth	34	3-10	13-14	2-6	3	4	19
Profit	27	3-6	0-0	1-5	0	1	6
Ekezie	38	6-10	8-12	3-10	1	2	20
Stokes	35	6-8	2-2	0-1	4	3	17
Jasikevicius	31	4-7	5-5	1-1	0	3	14
Kovarik	18	0-0	0-0	0-3	3	1	0
Elliott	17	0-4	0-0	1-6	1	4	0
TOTALS	200	22-45	28-33	8-32	12	18	76

Percentages: FG-.489, FT-.848, 3-Point Goals: 4-11, .364 (Booth 0-1, Profit 0-2, Stokes 3-4, Jasikevicius 1-3, Elliott 0-1). Team rebounds: 6. Blocked shots: 3 (Ekezie 3). Turnovers: 18 (Booth 5, Profit 5, Ekezie 3, Jasikevicius 2, Elliott, Kovarik). Steals: 4 (Booth 2, Profit, Stokes).

### CLEMSON (61)

	min	fgm-a	ftm-a	o-t	a	pf	tp
Buckner	35	6-11	4-7	1-4	1	3	17
Iturbe	28	3-10	1-5	0-3	3	5	8
Jurkunas	17	2-6	0-0	1-1	0	2	4
Code	31	4-9	2-2	0-1	1	0	14
McIntyre	39	2-8	5-5	0-3	8	3	9
Jamison	28	4-6	0-0	2-5	0	3	8
Christie	10	0-0	1-2	1-2	0	2	1
Wideman	5	0-1	0-0	1-2	0	5	0
Whitt	5	0-0	0-2	0-0	0	0	0
Wohl	2	0-1	0-0	0-1	0	1	0
TOTALS	200	21-52	13-23	6-22	13	24	61

Percentages: FG-.404, FT-.565, 3-Point Goals: 6-17, .353 (Buckner 1-3, Iturbe 1-4, Jurkunas 0-1, Code 4-8, McIntyre 0-1). Team rebounds: 3. Blocked shots: 2 (Jurkunas, Jamison). Turnovers: 11 (Iturbe 5, Buckner 2, Wideman 2, Jamison, McIntyre). Steals: 3 (Buckner, Jurkunas, Whitt).

Maryland	31	45	-	76
Clemson	25	36	-	61

Technical fouls: None. A: 23,250. Officials: Dick Paparo, Samuel Croft, Karl Hess.

## N.C. STATE MARYLAND 65 58

ACC Tournament  
March 8, 1997  
Greensboro Coliseum,  
Greensboro, North Carolina

Clint Harrison scored 17 of his 24 points in the second half as North Carolina State continued its surprising run in the Atlantic Coast Conference tournament with a 65-58 upset of 22nd-ranked Maryland in the semifinals at Greensboro, North Carolina. Keith Booth scored 20 points and Laron Profit added 11 for Maryland (21-10), which lost eight of its last 12 games after a 17-2 start. The Terps had posted victories of nine and 11 points over North Carolina State in the regular season.

### NO CAROLINA ST (65)

	min	fgm-a	ftm-a	o-t	a	pf	tp
Strong	33	5-10	2-3	0-2	2	3	15
Hyatt	40	4-6	2-4	1-3	3	2	10
Benjamin	37	2-7	1-1	1-3	5	5	5
Gainey	40	2-5	4-6	1-3	1	3	9
Harrison	40	9-18	4-5	3-8	1	3	24
Buffum	10	0-0	2-2	0-0	0	2	2
TOTALS	200	22-46	15-21	6-19	12	18	65

Percentages: FG-.478, FT-.714, 3-Point Goals: 6-14, .429 (Strong 3-5, Hyatt 0-1, Benjamin 0-3, Gainey 1-2, Harrison 2-3). Team rebounds: 1. Blocked shots: None. Turnovers: 13 (Gainey 4, Harrison 2, Hyatt 2, Benjamin, Buffum, Strong). Steals: 10 (Harrison 4, Hyatt 3, Benjamin 2, Gainey).

## MARYLAND (58)

	min	fgm-a	ftm-a	o-t	a	pf	tp
Profit	34	4-6	2-4	2-8	4	2	11
Booth	37	8-12	6-7	3-5	3	1	22
Ekezie	29	5-6	2-3	2-7	2	2	12
Stokes	34	1-2	1-2	0-2	3	5	3
Jasikevicius	25	0-8	1-2	2-4	1	3	1
Kovarik	14	2-3	0-0	1-1	0	5	4
Elliott	26	2-6	0-1	1-2	0	3	5
Raydo	1	0-1	0-0	0-0	0	0	0
TOTALS	200	22-44	12-19	11-29	13	21	58

Percentages: FG-.500, FT-.632, 3-Point Goals: 2-8, .250 (Profit 1-1, Jasikevicius 0-4, Kovarik 0-1, Elliott 1-1, Raydo 0-1). Team rebounds: 3. Blocked shots: 4 (Ekezie 3, Elliott). Turnovers: 21 (Stokes 5, Ekezie 4, Jasikevicius 4, Profit 4, Booth 2, Kovarik 2). Steals: 6 (Booth, Ekezie, Elliott, Jasikevicius, Kovarik, Profit).

No Carolina St	20	45	-	65
Maryland	25	33	-	58

Technical fouls: None. A: 23,250. Officials: Frank Scagliotta, Mike Wood, Larry Rose.

## COLLEGE OF CHARLESTON MARYLAND 75 66

NCAA Tournament  
March 14, 1997  
The Pyramid, Memphis, Tennessee

The 12th-seeded College of Charleston extended the nation's longest winning streak to 23 games, upsetting fifth seed Maryland, 75-66, in the first round of the NCAA Tournament Southeast Region at the Pyramid in Memphis, Tennessee. Stacy Harris scored 22 points to pace College of Charleston (29-2), which extended the streak of 12th seeds winning first-round games to nine years. The Cougars evened their record against Atlantic Coast Conference teams in the NCAA Tournament at 1-1. Charleston fell to Wake Forest, 68-58, in 1994. Keith Booth scored 18 points to lead Maryland (21-11).

### COLL OF CHARLESTON (75)

	min	fgm-a	ftm-a	o-t	a	pf	tp
Harris	36	7-11	5-5	1-3	5	1	22
Conner	33	4-9	1-1	5-11	1	3	9
Delaney	38	4-7	4-8	4-8	1	2	12
A Johnson	40	5-14	5-8	1-4	9	3	17
President	18	0-6	0-0	1-1	0	2	0
Webber	8	1-3	0-0	0-0	0	1	2
McCrary	23	2-2	4-5	0-3	0	4	9
Himes	4	0-0	4-6	0-0	0	0	4
TOTALS	200	23-52	23-33	12-30	16	16	75

Percentages: FG-.442, FT-.697, 3-Point Goals: 6-12, .500 (Harris 3-5, A Johnson 2-5, President 0-1, McCrary 1-1). Team rebounds: 2. Blocked shots: 7 (Delaney 6, Himes). Turnovers: 14 (Conner 4, Delaney 3, Harris 3, McCrary 2, A Johnson, President). Steals: 12 (Delaney 4, A Johnson 2, Conner 2, Harris 2, McCrary, President).

### MARYLAND (66)

	min	fgm-a	ftm-a	o-t	a	pf	tp
Booth	30	7-19	4-7	4-9	0	4	18
Elliott	29	6-13	0-0	8-8	1	5	12
Ekezie	30	2-3	3-4	1-6	1	2	7
Jasikevicius	25	2-8	1-1	0-2	3	5	6
Kovarik	19	0-1	0-0	2-3	3	2	0
Profit	34	6-15	0-0	4-4	3	4	16
Stokes	33	3-7	0-0	0-2	5	4	7
TOTALS	200	26-66	8-12	19-34	16	26	66

Percentages: FG-.394, FT-.667, 3-Point Goals: 6-19, .316 (Booth 0-2, Elliott 0-1, Jasikevicius 1-5, Kovarik 0-1, Profit 4-7, Stokes 1-3). Team rebounds: 2. Blocked shots: 2 (Ekezie, Jasikevicius). Turnovers: 18 (Jasikevicius 6, Ekezie 3, Kovarik 3, Profit 3, Booth 2, Stokes). Steals: 7 (Booth 2, Stokes 2, Elliott, Jasikevicius, Profit).

Coll Of Charleston	33	42	-	75
Maryland	33	33	-	66

Technical fouls: None. Officials: James Burr, Gerry Donaghy, Andy Rios.

Maryland Basketball



# Historical Terps





# Letterwinners

## "A"

Acito, Joseph, 1944  
 Adams, Donald, 1926-27-28  
 Adkins, Jeff, 1982-83-84-85  
 Allen, John, 1929  
 Allen, Benjamin, 1936-37  
 Archer, Rudy, 1988  
 Anderson, Mike, 1990  
 Andorka, William, 1935  
 Arsnworthy, Frank, 1949-50  
 Auslander, Brian, 1969, 71  
 Avery, John, 1966-67-68

## "B"

Baitz, Edward, 1942-43  
 Baker, Harmon, 1925  
 Balachow, David, 1945  
 Baldwin, Taylor, 1979-80-81-82  
 Barton, Joseph, 1962  
 Baxter, Jeff, 1983-84-85-86  
 Beamer, Francis, 1938-39  
 Beatty, William, 1924-25-26  
 Bechtle, Gerald, 1958-59-60  
 Behr, Samuel, 1945  
 Berger, Louis, 1930-31-32  
 Bengochea, Adam, 1938-39-40  
 Berlin, H.S., 1918-19  
 Bias, Leonard, 1983-84-85-86  
 Bilney, John, 1977-78-79-80  
 Blank, Charles, 1970-71-72  
 Blumberg, Norman, 1960-61  
 Bodell, Bob, 1971-72-73  
 Body, Robert, 1971-72-73  
 Boland, Samuel, NA  
 Booth, Keith, 1994-95-96-97  
 Bosley, Robert, 1945  
 Bosnic, Nick, 1994  
 Boston, Lawrence, 1976-77-78  
 Bowie, William, 1936-37  
 Boyd, Arthur, 1925-26-27  
 Boyle, John, 1975-76  
 Branch, Adrian, 1982-83-84-85  
 Brawley, C. Lee, 1949-50-51-52  
 Brayton, Neil, 1964-65-66  
 Brenner, John, 1942  
 Bristol, Wayne, 1992-93-94-95  
 Broadnax, Vince, 1989-90-91  
 Brooks, Ronald, 1952-53-54  
 Brown, Darrell, 1971-72-73



Charlie Blank, 1970-71-72

Brown, Owen, 1973-74-75  
 Brown, William, 1936-37  
 Bryant, Bernard, 1935  
 Bryant, William, 1936-37  
 Bryant, William, 1977-78  
 Buckley, John, 1945  
 Bunge, Al, 1958-59-60  
 Burch, Samuel, 1943  
 Burger, Joseph, 1924-25  
 Burns, Evers, 1990-91-92-93  
 Burton, Tim, 1984-85-86-87  
 Buscher, Alton, 1932-33-34  
 Buscher, Bernard, 1934-35-36  
 Butler, Jay, 1953

## "C"


Campbell, William, 1945  
 Cardwell, Lee, 1925-26  
 Carlson, Phillip, 1963-64-65  
 Carpenter, Conrad, 1962-63  
 Carter, Harold, 1934  
 Cartwright, Mark, 1972  
 Chalmers, George, 1930-31-32  
 Chamberlain, Kevin, 1990  
 Chase, Spencer, 1932-33-34  
 Chong, Eddie, 1989-90  
 Chronister, Jon, 1991-92  
 Clark, Jackie, 1964-65-66  
 Cohen, Morris, 1932  
 Cole, Kenneth, 1913-14  
 Coleman, Ben, 1983-84  
 Collins, James, 1938  
 Connelly, Thomas, 1951  
 Crawford, Mark, 1977  
 Crescenze, Edward, 1948  
 Crosthwait, Samuel, 1927  
 Cutler, Robert, 1958

## "D"

Daly, Edward, 1935  
 Danko, Eugene, 1958-59  
 Davis, Brad, 1975-76  
 Davis, Michael, 1977-78  
 Davis, Nick, 1956-57-58  
 Davis, Todd, 1990-91-92  
 Day, S.E., 1913  
 Dean, Thurston, 1927-28-29  
 Darstyn, R.S., 1914  
 DeCosmo, Michael, 1964-65  
 Dewitt, George, 1939-40  
 Dickerson, David, 1986-87-88-89  
 Diffie, Granville, 1950  
 Dilworth, Robert, 1953-54-55  
 Downing, Matt, 1991-92  
 Drescher, Richard, 1967-68  
 Driesell, Charles, 1982-83-84-85  
 Dudley, Aaron, 1991-92  
 Dunlap, Howard, 1956  
 DuVall, Mearle, 1940, 1942  
 Dyer, Harold, 1934

## "E"

Edwards, John, 1946-47-47-49  
 Eicher, Robert, 1961-62-63  
 Eiseman, John, 1918-19  
 Ekezie, Obinna, 1996-97  
 Elliott, Rodney, 1995-96-97  
 Elmore, Len, 1972-73-84  
 Englebert, Erwin, 1944  
 Ensor, Lionel, 1924-25-26  
 Eskin, Neal, 1981-82-83-84  
 Etienne, Max, 1989-90  
 Evans, Warren, 1933



Dave Dickerson, 1986-87-88-89

Evans, William, 1928-29-30  
 Everett, Robert, 1953-54-55

## "F"

Faber, John, 1924-25-26-27  
 Farmer, Edward, 1983  
 Farrell, Shawn, 1978  
 Fellows, Frank, 1951, 1953  
 Fennel, E.O., 1944  
 Ferguson, Scott, 1962-63-64  
 Fetters, Robert, 1941-42  
 Fern, Gustav, 1957  
 Fields, Norman, 1996-97  
 Finniff, Doug, 1991  
 Flowers, Jay, 1970  
 Flynn, John, 1944-45-46  
 Fothergill, Mark, 1980, 82-83-84  
 Franklin, James, 1964-65-66  
 Franklin, William, 1965-66  
 Fuqua, Frank, 1955

## "G"

Garrett, Ashton, 1941  
 Gatlin, Keith, 1984-85-86, 88  
 Gaylor, Robert, 1929-30  
 Gell, David, 1991  
 Gibson, Lawrence, 1976-77-78-79  
 Gilbert, H.D., 1919  
 Gilmore, Jack, 1941  
 Gleasner, John, 1946  
 Gordley, Larry, 1972  
 Graham, Ernest, 1978-79-80-81  
 Greco, Ralph, 1952-53-54  
 Greenspan, Gerald, 1961-62-63  
 Gregg, David, 1986  
 Groves, John, 1924  
 Guckeyson, Bill, 1935, 37

## "H"

Hahn, Matthew, 1997  
 Hahn, William, 1974-75-76  
 Hall, Irving, 1924  
 Halleck, James, 1957-58-59  
 Hamnerlund, Robert, 1937  
 Hankin, Robert, 1950  
 Hardiman, Robert, 1955-56-57  
 Harrington, Joseph, 1965-66-67  
 Hart, Robert, 1978-79  
 Hathaway, Jeff, 1978-79  
 Headley, Coleman, 1938


Heagy, Al, 1928-29-30  
 Heatley, Jack, 1945  
 Heil, George, 1940  
 Heise, John, 1946-47  
 Henderson, David, 1977, 1979-80  
 Hess, Harry, 1930-31  
 Hetzel, Fred, 1928-29-30  
 Hetzel, Will, 1968-69-70  
 Hilden, Charles, 1968-69-70  
 Hipp, Exree, 1993-94-95-96  
 Hisle, John, 1932  
 Hite, Kelly, 1997  
 Hoffecker, Thomas, 1945  
 Holbert, Peter, 1981-82-83-84  
 Hood, Steve, 1987-88  
 Horn, Hechertm 1942  
 Horst, Rod, 1968-69-70  
 Horton, Frank, 1992  
 Housley, Samuel, NA  
 Howard, Maurice, 1973-74-75-76  
 Hughes, Harry, 1946  
 Huntemann, Charles, 1913-14  
 Hunter, Jo Jo, 1977-78

## "J"

Jackson, William, 1951  
 Jackson, Reggie, 1979-80-81-82  
 Jaack, Paul, 1945  
 James, Robert, 1942-43  
 Jarmoska, George, 1941  
 Jasikevicius, Sarunas, 1995-96-97  
 Jelus, Paul, 1960-61-62  
 Johnson, Edward, 1937-38-39  
 Johnson, James, 1951-52  
 Johnson, John, 1986-87-88-89  
 Johnson, Julius, 1967-68-69  
 Jones, Thomas, 1985-86  
 Jones, William, 1966-67-68  
 Judd, Donny, 1994-95

## "K"

Kaluzienski, Matt, 1989-90  
 Kann, R.S., 1918  
 Kaplan, Zev, 1955  
 Karver, Mark, 1987-88  
 Kassel, Steve, 1979-80-81  
 Kasoff, Mitch, 1987-88-89-90  
 Kebeck, Steve, 1970-71  
 Keene, Robert, 1946  
 Keller, Charles, 1935-36-37  
 Kelleher, Charles, 1960-61-62  
 Kerwin, Chris, 1992-93  
 Kessler, Robert, 1954-55-56  
 King, Albert, 1978-79-80-81



Billy Jones, 1966-67-68



# Letterwinners


Kinsman, James, 1943  
 Knepley, George, 1937-38-39  
 Knepley, Robert, 1942  
 Knode, Robert, 1919  
 Koffenberger, Dick, 1950-51-52  
 Kovarik, Matt, 1994-95-97  
 Krukar, Pete, 1958-59-60

## "L"

Ladd, Robert, 1957  
 Lake, William, 1946  
 Lann, Alvin, 1948, 50  
 Leuci, Victor, 1954  
 Levin, Julius, 1933  
 Levin, Morris, 1952-53  
 Levine, Frank, 1933  
 Lewis, Cedric, 1988-89-90-91  
 Lewis, Derrick, 1985-86-87-88  
 Lewis, Robert, 1964  
 Linkous, Fred, 1926-27-28  
 Long, Terry, 1984-85-86  
 Lucas, John, 1973-74-75-76  
 Lucas, Mario, 1993-94-95-96  
 Luney, William, NA

## "M"

MacDonald, Jan, 1968  
 Mack, Charles, 1949-50  
 Madigan, George, 1928-29-30  
 Magid, Brian, 1976-77  
 Manis, George, 1951-52-53  
 Manning, Greg, 1978-79-80-81  
 Marshal, Alfred, NA  
 Marshall, Ted, 1960-61-62  
 Martin, Jesse, 1989-90  
 Massenbourg, Tony, 1986, 1988-89-90  
 May, Charles, 1930-31-32  
 Mays, H.W., 1911  
 McCarthy, John, 1936-37-38  
 McCoy, Teyon, 1987-88, 90  
 McCudy, Bruce, 1949  
 McDonald, Robert, 1959, 61  
 McDonald, Leib, 1941  
 McGinnis, Wayne, 1957  
 McHale, Richard, 1971  
 McLinton, Kevin, 1990-91-92-93  
 McMillen, James, 1965-66-67  
 McMillen, Thomas, 1972-73-74  
 McNeil, Charles, 1958-59  
 McWilliams, Samuel, 1963-64  
 Mercer, Alvin, 1973-74  
 Merna, James, 1956  
 Michelson, Sheldon, 1967-68  
 Miller, Thomas, 1966  
 Milroy, Thomas, 1968-69-70  
 Mobus, Paul, 1936-37  
 Mondorf, Pershing, 1939-40  
 Mont, Thomas, 1942-43, 47  
 Moore, Dwight, 1953  
 Moore, Perry, 1956-57-58  
 Moran, Donald, 1951-52-53  
 Morin, Matt, 1990-91-92  
 Morley, Greg, 1979-80-81-82  
 Morris, Alan, 1972-73  
 Morris, John, 1932  
 Morris, William, 1913-14  
 Mueller, Richard, 1964  
 Muiltz, Milton, 1937-38, 40  
 Murphy, William, 1957-58-59  
 Murray, Robert, 1948, 50  
 Mustaf, Jerrod, 1989-90



**Greg Nared, 1986-87-88-89**

## "N"

Nacincik, John, 1956-57-58  
 Nakannua, Jeff, 1973  
 Nared, Greg, 1986-87-88-89  
 Neal, John, 1971-72  
 Nevin, Phil, 1987  
 Newsome, John, 1975-76  
 Nofsinger, Michael, 1960-61-62  
 Norris, John, 1930-31-32  
 Nuttle, Byron, 1943

## "O"

O'Brien, James, 1971-72-73  
 O'Brien, Robert, 1955-56-57  
 Ochsenreiter, Eugene, 1939-40-41

## "P"

Palmer, Bryan, 1983, 85  
 Parker, Alvin, 1924  
 Patton, Chris, 1975-76  
 Pavlos, John, 1975-76-77  
 Peck, Malvin, 1944, 47  
 Peebles, Irving, 1924  
 Petrovic, Nemanja, 1993  
 Pinocci, Peter, 1946  
 Pittman, Charles, 1981-82  
 Pitzer, John, 1930-31  
 Poling, William, 1946  
 Porac, Richard, 1972-73-74  
 Prins, Curtis, 1957  
 Profit, Laron, 1996-97

## "R"

Radice, Julius, 1928-29-30  
 Ready, Michael, 1919  
 Rainge, Alan, 1992  
 Raydo, Matt, 1994-95-96-97  
 Rea, William, 1938-39-40  
 Reyes, Andre, 1987  
 Rhodes, Johnny, 1993-94-95-96  
 Rivers, Steve, 1981-82-83  
 Robinson, Jonathan, 1980-81  
 Roe, Matt, 1991  
 Ronkin, Edward, 1930-31-32  
 Rooney, Partick, 1930  
 Roy, Thomas, 1973-74-75

## "S"

Sandbower, John, 1954-55-56  
 Sanders, Harvey, 1970

Schaufler, Charles, 1955-56  
 Scheele, Thomas, 1935  
 Schmidt, Francis, 1933  
 Schroeder, David, 1961  
 Schuerholz, Donald, 1942-43, 47  
 Schultz, Logan, 1938  
 Shaffer, Richard, 1939  
 Shanahan, Gerry, 1960  
 Sheppard, Steve, 1975-76-77  
 Shrader, Eric, 1977-78-79  
 Shue, Gene, 1952-53-54  
 Shultz, Kurtis, 1992-93-94-95  
 Shumate, John, 1947  
 Siegrist, Ronald, 1948-49  
 Simpkins, Duane, 1993-94-95-96  
 Simms, Harvey, 1939  
 Smallwood, Lawrence, 1928-29  
 Smith, Atman, 1997  
 Smith, Bernard, 1948-49-50  
 Smith, Garfield, 1991-92  
 Smith, Joe, 1994-95  
 Snyder, Robert, 1933-34  
 Sothoron, Norwood, 1934-35  
 Stasiulatis, William, 1961-62-63  
 Steiner, Carlton, 1942  
 Steinman, Edward, 1964  
 Stevens, James, 1918  
 Stevens, Myron, 1925-26-27  
 Stieber, Fred, 1933  
 Still, James, 1970-71  
 Stobaugh, Richard, 1969  
 Stokes, Terrell, 1996-97  
 Stone, Junior, 1918-19  
 Strachan, John, 1951  
 Suder, George, 1964  
 Suit, Jack, 1941  
 Sullivan, William, 1969  
 Suplee, William, 1924-25-26  
 Sweeney, Daniel, 1963

## "T"

Taylor, Richard, 1949  
 Thibeault, Mike, 1991-92-93  
 Thomas, Fred, 1936-37  
 Thurston, Robert, 1955  
 Tillman, James, 1976-77  
 Traps, Ernest, 1942-43  
 Trimble, Japeth, 1972-83  
 Troxell, Walter, 1924-25-26  
 Truax, Terry, 1967-68  
 Tull, J.J., 1914  
 Turyn, Victor, 1946-47  
 Tuschak, Richard, 1944

## "U"

Ullman, Bernard, 1941

## "V"

Vannais, Leon, 1940  
 Veal, Herman, 1981-82-83-84  
 Vincent, J.M., 1914  
 Vincent, Rufus, 1932-33-34

## "W"

Wainwright, Troy, 1988-89-90  
 Walker, George, 1933  
 Walker, Rodney, 1988  
 Waller, Edward, 1947  
 Walsh, John, 1992-93  
 Ward, Gary, 1964-65-66  
 Watkins, Brian, 1997  
 Walters, Albert, 1935-36-37  
 Weber, George, 1933



**Howard White, 1971-72-73**

Webster, David, 1954-55  
 Weidinger, Charles, 1940  
 Weingarten, Julian, 1957-58  
 Wharton, James, 1941  
 Wheeler, Waverly, 1936-37-38  
 White, Joseph, 1942  
 White, Howard, 1971-72-73  
 Wiles, F. Michael, 1969-70  
 Wiles, Peter, 1960  
 Williams, Charles, 1979-80-81  
 Williams, Gary, 1965-66-67  
 Williams, Walt, 1989-90-91-92  
 Wilson, Robert, 1931-32  
 Wilson, Robert, 1960-61  
 Wilson, Len, 1913  
 Winnemore, Augustine, 1929  
 Wise, Richmond, 1964-65-66  
 Woodward, Arthur, 1940-41  
 Worthington, Charles, 1969  
 Wright, Spencer, 1948-49

## "Y"

Yates, Barry, 1971  
 Yordy, Robert, 1945, 49  
 Young, Curley, 1990  
 Young, Thomas, 1953-54, 58  
 Yowell, Roy, 1934


## "Z"

Zalesak, Emanuel, 1924  
 Zimmerman, James, 1935



**Walt Williams, 1989-90-91-92**

# ACC Award Winning Terps



**Albert King was the Atlantic Coast Conference Player of the Year during the 1979-80 season.**

**ACC Player of the Year**

1979-80  
Albert King

1984-85  
Len Bias

1985-86  
Len Bias

1994-95  
Joe Smith

**ACC Rookie of the Year**

1978-79  
Buck Williams

1993-94  
Joe Smith

**ACC Coach of the Year**

1974-75  
Lefty Driesell

1979-80  
Lefty Driesell

**All-Atlantic Coast Conference**

1953-54  
Gene Shue (1st Team)

1954-55  
Bob Kessler (2nd Team)

1955-56  
Bob Kessler (2nd Team)

1956-57  
Bob O'Brien (2nd Team)

1957-58  
Nick Davis (2nd Team)  
John Nacincik (2nd Team)

1958-59  
Charles McNeil (2nd Team)

1959-60  
Bob McDonald (2nd Team)

1960-61  
Bob McDonald (2nd Team)

1962-63  
Jerry Greenspan (2nd Team)

1964-65  
Jay McMillen (2nd Team)

1965-66  
Gary Ward (2nd Team)

1968-69  
Will Hetzel (2nd Team)

1969-70  
Will Hetzel (2nd Team)

1970-71  
Jim O'Brien (2nd Team)

1971-72  
Tom McMillen (1st Team)  
Len Elmore (2nd Team)

1972-73  
Tom McMillen (1st Team)  
Len Elmore (2nd team)

1973-74  
Len Elmore (1st Team)  
John Lucas (1st Team)

1974-75  
John Lucas (1st Team)  
Owen Brown (2nd Team)  
Brad Davis (2nd Team)  
Maurice Howard (2nd Team)

1975-76  
John Lucas (1st Team)



**Buck Williams was the Atlantic Coast Conference Rookie-of-the-Year during the 1978-79 season.**

1976-77  
Brad Davis (2nd Team)

1978-79  
Larry Gibson (2nd Team)

1979-80  
Albert King (1st Team)  
Greg Manning (2nd Team)  
Buck Williams (2nd Team)

1980-81  
Albert King (2nd Team)  
Buck Williams (2nd Team)

1982-83  
Adrian Branch (2nd Team)  
Ben Coleman (2nd Team)

1983-84  
Ben Coleman (2nd Team)

1984-85  
Len Bias (1st Team)  
Adrian Branch (2nd Team)

1985-86  
Len Bias (1st Team)

1986-87  
Derrick Lewis (2nd Team)

1988-89  
Tony Massenburg (3rd Team)  
Jerrod Mustaf (3rd Team)

1990-91  
Matt Roe (3rd Team)

1991-92  
Walt Williams (1st Team)

1993-94  
Joe Smith (1st Team)  
Exree Hipp (HM)  
Johnny Rhodes (HM)  
Duane Simpkins (HM)

1994-95  
Joe Smith (1st Team)  
Johnny Rhodes (3rd Team)  
Keith Booth (HM)  
Exree Hipp (HM)  
Duane Simpkins (HM)

1995-96  
Johnny Rhodes (2nd Team)  
Keith Booth (3rd Team)  
Exree Hipp (HM)  
Duane Simpkins (HM)

1996-97  
Keith Booth (1st Team)  
Laron Profit (HM)

**All-ACC Tournament**

1954  
Gene Shue (1st team)

1956  
Bob Kessler (2nd Team)

1957  
John Nacincik (2nd Team)

1958  
Nick Davis (1st Team)  
Charles McNeil (1st Team)  
Al Bunge (2nd Team)

1961  
Bill Stasiulatis (2nd Team)

1962  
Jerry Greenspan (2nd Team)

1965  
Jay McMillen (2nd Team)  
Gary Ward (2nd Team)

1972  
Tom McMillen (1st Team)  
Jim O'Brien (2nd Team)  
Len Elmore (1st Team)

1973  
Tom McMillen (1st Team)  
John Lucas (1st Team)  
Jim O'Brien (2nd Team)

1974  
Tom McMillen (1st Team)  
John Lucas (1st Team)  
Maurice Howard (1st Team)  
Len Elmore (2nd Team)  
Owen Brown (2nd Team)

1975  
John Lucas (1st Team)

1976  
Maurice Howard (2nd Team)  
Steve Sheppard (2nd Team)

1978  
Lawrence Boston (2nd Team)  
Larry Gibson (2nd Team)

1979  
Larry Gibson (2nd Team)

1980  
Albert King (1st Team, MVP)  
Greg Manning (1st team)  
Ernest Graham (2nd Team)  
Buck Williams (2nd Team)

1981  
Albert King (1st Team)  
Buck Williams (1st Team)  
Ernest Graham (2nd Team)

1984  
Len Bias (1st Team, MVP)  
Ben Coleman (1st Team)  
Adrian Branch (2nd team)

1986  
Len Bias (1st Team)

1988  
Keith Gatlin (2nd Team)

1989  
Tony Massenburg (1st Team)

1992  
Walt Williams (2nd Team)



**Len Elmore was a three-time All-Atlantic Coast Conference honoree.**

1995  
Exree Hipp (2nd Team)  
Joe Smith (2nd Team)

1996  
Keith Booth (2nd Team)

1997  
Keith Booth (2nd Team)

**ACC Player of the Week**

1972-73  
Tom McMillen  
Jim O'Brien

1973-74  
John Lucas  
Len Elmore

1974-75  
Tom Roy (2 Times)  
John Lucas (2 Times)

1975-76  
Steve Sheppard  
Maurice Howard  
John Lucas

1977-78  
Lawrence Boston

1978-79  
Ernest Graham  
Albert King  
Greg Manning

1979-80  
Albert King (2 Times)  
Greg Manning

1980-81  
Albert King (2 Times)

1982-83  
Adrian Branch  
Herman Veal

1983-84  
Ben Coleman (2 Times)  
Jeff Adkins  
Adrian Branch



**John Lucas earned All Atlantic Coast Conference and All Atlantic Coast Conference Tournament honors.**



# ACC Award Winning Terps



**Tom McMillen was honored as the Atlantic Coast Conference Rookie-of-the-Week four times during the 1971-72 season.**

1985-86  
John Johnson

1986-87  
Teyon McCoy (2 Times)  
Steve Hood

1987-88  
Brian Williams (2 times)

1988-89  
Jerrod Mustaf (3 Times)

1990-91  
Garfield Smith

1992-93  
Exree Hipp (2 Times)  
Johnny Rhodes (2 Times)

1994-95  
Joe Smith (6 Times)

**All-Southern Conference**

1930-31  
Bosey Berger  
Ed Ronkin

1932-33  
Rufus Vincent

1935-36  
Bernie Buscher  
Vic Willis

1937-38  
George Knepley

1938-39  
George Knepley  
Eddie Johnson  
George DeWitt

1944-45  
Jack Flynn

1948-49  
Lee Brawley

**All-Southern Conference Tournament**

1931  
Bosey Berger  
Ed Ronkin

1939  
George Knepley

1945  
Jack Flynn

1951  
Dick Koffenberger

1953  
Gene Shue (MVP)

**Academic All-America**

1971-72  
Tom McMillen (1st Team)

1972-73  
Tom McMillen (1st Team)

1973-74  
Tom McMillen (1st Team)

1980-81  
Greg Manning (2nd Team)

1990-91  
Matt Roe (1st Team)

**Phi Beta Kappa**  
1978-79  
Eric Shrader

**NCAA Post-graduate Scholarship**  
1970  
Tom Milroy (alt.)

1974  
Tom McMillen

1981  
Greg Manning

1991  
Matt Roe

**All-ACC Academic**

1966-67  
Jay McMillen

1968-69  
Tom Milroy

1971-72  
Tom McMillen



**Greg Manning was an Academic All-America honoree during his senior season, 1980-81.**

1972-73  
Tom McMillen

1973-74  
Tom McMillen

1976-77  
Steve Sheppard  
Brian Magid

1978-79  
Greg Manning

1979-80  
Greg Manning

1980-81  
Greg Manning

1983-84  
Charles Driesell

1984-85  
Charles Driesell

1990-91  
Matt Roe

**Scholar-Athlete Award**

1989-90  
Matt Roe

1990-91  
Matt Roe

1991-92  
Vince Broadnax

1992-93  
Kurtis Shultz

1993-94  
Kurtis Shultz

1994-95  
Matt Raydo

1995-96  
Matt Kovarik

1996-97  
Matt Kovarik

**Most Valuable Player**

1969-70  
Rod Horst

1970-71  
Barry Yates

1971-72  
Len Elmore

1972-73  
Tom McMillen

1973-74  
Tom McMillen

1974-75  
John Lucas

1975-76  
Maunce Howard

1976-77  
Larry Gibson

1977-78  
Larry Gibson

1978-79  
Larry Gibson

1979-80  
Albert King

1980-81  
Albert King

1981-82  
Adrian Branch

1982-83  
Adrian Branch  
Ben Coleman

1983-84  
Ben Coleman

1984-85  
Len Bias

1985-86  
Len Bias

1986-87  
Dernck Lewis

1987-88  
Derrick Lewis

1988-89  
Tony Massenburg

1989-90  
Tony Massenburg

1990-91  
Matt Roe

1991-92  
Walt Williams

1992-93  
Kevin McLinton

1993-94  
Joe Smith

1994-95  
Joe Smith

1995-96  
Johnny Rhodes

1996-97  
Keith Booth

**Most Improved Player**

1969-70  
Sparky Stull

1970-71  
Jim O'Brien

1971-72  
Darrell Brown

1972-73  
John Lucas

1973-74  
Owen Brown

1974-75  
Maurice Howard

1975-76  
Brad Davis

1976-77  
Lawrence Boston

1977-78  
Greg Manning

1978-79  
Ernest Graham

1979-80  
Taylor Baldwin

1980-81  
Steve Rivers

1981-82  
Charles Pittman

1982-83  
Len Bias

1983-84  
Terry Long

1984-85  
Jeff Baxter  
Tom Jones

1985-86  
Jeff Baxter

1986-87  
Dave Dickerson

1987-88  
Tony Massenburg

1988-89  
Cedric Lewis

1989-90  
Jesse Martin

1990-91  
Kevin McLinton

1991-92  
Evers Burns

1992-93  
Chris Kerwin

1984-85  
Len Bias  
Adrian Branch

1985-86  
Len Bias (2 Times)

1986-87  
Derrick Lewis

1987-88  
Derrick Lewis

1988-89  
John Johnson

1989-90  
Tony Massenburg

1991-92  
Walt Williams

1992-93  
Kevin McLinton

1994-95  
Joe Smith (2 Times)  
Johnny Rhodes

1995-96  
Keith Booth  
Johnny Rhodes

1996-97  
Keith Booth (2 Times)

**ACC Rookie of the Week**

1970-71  
Jim O'Brien (2 Times)  
Darrell Brown  
Howard White

1971-72  
Tom McMillen (4 Times)  
Len Elmore

1972-73  
John Lucas (2 Times)

1974-75  
Brad Davis (3 Times)  
Steve Sheppard

1975-76  
Larry Gibson  
Lawrence Boston

1976-77  
Bill Bryant (2 Times)  
Mike Davis  
Jo Jo Hunter

1977-78  
Greg Manning (2 Times)  
Albert King

1978-79  
Buck Williams (3 Times)

1981-82  
Adrian Branch (3 Times)

1982-83  
Ben Coleman (2 Times)

1983-84  
Keith Gatlin

1984-85  
Derrick Lewis (3 Times)

# ACC Award Winning Terps

1993-94  
Mario Lucas  
Duane Simpkins

1994-95  
Wayne Bristol

1996-97  
Obinna Ekezie

**Alvin Aubinoe Greatest Career Contribution**

1969-70  
Will Hetzel

1970-71  
Jay Flowers

1971-72  
Charlie Blank

1972-73  
Jim O'Brien

1973-74  
Tom McMillen

1974-75  
Bill Hahn

1975-76  
John Lucas

1976-77  
John Pavlos, Mgr.

1977-78  
Lawrence Boston

1978-79  
Larry Gibson

1979-80  
John Bliney

1980-81  
Albert King

1981-82  
Dutch Morley

1982-83  
Adrian Branch

1983-84  
Jeff Adkins

1984-85  
Charles Driesell

1985-86  
Len Bias

1986-87  
not awarded


1987-88  
Dernck Lewis

1988-89  
Dave Dickerson

1989-90  
Tony Massenburg

1990-91  
Cedric Lewis

1991-92  
Walt Williams



**Keith Booth was named the Terps' Most Valuable Player during the 1996-97 season.**

1992-93  
Evers Burns

**Newcomer of the Year**

1987-88  
Brian Williams

1988-89  
Jerrod Mustaf

1989-90  
Evers Burns

1990-91  
Garfield Smith

1991-92  
John Walsh

1992-93  
Exree Hipp  
Johnny Rhodes

**Coaches' Award**

1989-90  
Jerrod Mustaf

1990-91  
Cedric Lewis

1991-92  
Garfield Smith

1992-93  
Kurtis Schultz

**Chris Patton Rebounding Award**

1969-70  
Rod Horst

1970-71  
Barry Yates

1971-72  
Len Elmore

1972-73  
Len Elmore

1973-74

Len Elmore  
1974-75  
Tom Roy

1975-76  
Lawrence Boston

1976-77  
Larry Gibson

1977-78  
Larry Gibson

1978-79  
Buck Williams

1979-80  
Buck Williams

1980-81  
Buck Williams

1981-82  
Herman Veal

1982-83  
Ben Coleman

1983-84  
Ben Coleman

1984-85  
Len Bias

1985-86  
Len Bias

1986-87  
Dernck Lewis

1987-88  
Derrick Lewis

1988-89  
Tony Massenburg

**Buck Williams Rebounding Award**

1989-90  
Tony Massenburg

1990-91  
Cedric Lewis

1991-92  
Evers Burns

1992-93  
Evers Burns

1993-94  
Joe Smith

**Buck Williams/Len Elmore Rebounding Award**

1993-94  
Joe Smith

1995-96  
Keith Booth

1996-97  
Keith Booth

**Bud Millikan Defensive Player of the Year**

1990-91  
Vince Broadnax  
Cedric Lewis

1991-92  
Vince Broadnax

1992-93  
Kevin McLinton

1993-94  
Johnny Rhodes



**Larry Gibson earned the Alvin Aubinoe Award for the greatest career contribution following the 1978-79 season.**



**Tom Roy was the Terps' top rebounder during the 1974-75 season.**

1994-95  
Exree Hipp  
Joe Smith

**Mr. Hustle Award**

1989-90  
Vince Broadnax

1990-91  
Vince Broadnax

1991-92  
Chris Kerwin

1992-93  
Mike Thibeault

1993-94  
Keith Booth

1994-95  
Matt Raydo

**Outstanding Free Throw Shooter**

1989-90  
Walt Williams

1990-91  
Walt Williams

1991-92  
Kevin McLinton

1992-93  
Kevin McLinton

1993-94  
Duane Simpkins

1994-95  
Duane Simpkins

1995-96  
Duane Simpkins

1996-97  
Sarunas Jasikevicius

**Most Assists Award**

1989-90  
Walt Williams

1990-91  
Kevin McLinton

1990-91  
Kevin McLinton

1991-92

1992-93  
Kevin McLinton

1993-94  
Duane Simpkins

1994-95  
Duane Simpkins

1995-96  
Duane Simpkins

1996-97  
Terrell Stokes

**Senior Award**

1990-91  
Cedric Lewis

1991-92  
Matt Downing

1992-93  
Chris Kerwin

**Chevrolet Scholarship MVP Awards**

1982-83  
Adrian Branch vs.  
Houston  
Ben Coleman vs.  
Notre Dame

1983-84  
Jeff Adkins vs.  
Boston College  
Herman Veal vs.  
Boston College  
Keith Gatlin vs.  
North Carolina  
Adrian Branch vs.  
Virginia

1989-90  
Jesse Martin vs. Duke

1993-94  
Joe Smith vs. St. Louis  
Joe Smith vs.  
Massachusetts  
Keith Booth vs.  
Michigan

1994-95  
Exree Hipp vs. Gonzaga  
Joe Smith vs. Texas  
Johnny Rhodes vs.  
Connecticut

1995-96  
Johnny Rhodes vs.  
Santa Clara

1996-97  
Keith Booth vs. College  
of Charleston




# All-Americans



## Louis "Bosey" Berger

6-2, Forward  
 Fort Meyer, Virginia  
 Played: 1929-32  
 All-American: 1931 & 32

Considered to be one of the greatest athletes in the history of Maryland athletics...A two-time All-American selection...His selection is considered a great feat because Maryland was an agricultural school at the time and not considered among the athletic giants...Considered one of the best all-around players of his time...Led Maryland to the 1931 Southern Conference Championship, averaging a conference high 19.1 points over the nine game conference season...Also played baseball and signed a professional contract with the Cleveland Indians upon graduation...Played in the major leagues for six years, with Cleveland, Chicago and Boston...Left baseball with a .236 lifetime average.



## Len Bias

6-8, Forward  
 Landover, Maryland  
 Played: 1982-86  
 All-American: 1986

Unanimous choice on almost every All-America squad following his senior season...He was a third team All-America selection in 1985, as a junior...Only Terp ever to be named the ACC Player of the Year twice (in 1985 and 1986)...Bias is the Terps' all time leading scorer with 2,146 career points...He holds two of the school's top four single season marks...Led the ACC in scoring two straight years...His best single game scoring performance, 41 points at Duke in 1986, ranks as the second best single game performance in school history and is the top performance by a Terp in a road game...Is No. 8 on the Maryland career rebounding list with 745 total rebounds...Is No. 7 on the school's career shot blocked list...He was the No. 2 pick overall in the 1986 National Basketball Association college draft, taken by the Boston Celtics.



### LEN BIAS' CAREER STATISTICS

YEAR	GP	FGM-FGA	.PCT	FTM-FTA	.PCT	AST	BLK	STL	PF-DQ	REBS-AVG	PTS-A
1982-83	30	86-180	.478	42-66	.636	22	16	10	55-1	135-4.5	217-7.2
1983-84	32	211-372	.567	66-86	.767	48	24	13	81-3	145-4.5	488-15.3
1984-85	37	274-519	.528	153-197	.777	65	33	34	106-2	251-6.8	701-18.9
1985-86	32	267-491	.544	209-242	.864	33	14	27	90-2	224-7.0	743-23.2
<b>TOTALS</b>	<b>131</b>	<b>838-1,562</b>	<b>.536</b>	<b>470-591</b>	<b>.795</b>	<b>168</b>	<b>87</b>	<b>84</b>	<b>332-8</b>	<b>755-5.8</b>	<b>2149-16.4</b>

# All-Americans




## Len Elmore

6-9, Center  
Springfield Gardens,  
New York  
Played: 1971-74  
All-American: 1974

The greatest rebounder in Maryland history and one of the nation's best ever...His rebounding prowess earned him a spot on most 1974 All-America squads along with offensive minded teammates Tom McMillen and John Lucas...Is the only player in Maryland history with more than 1,000 career rebounds (1,053)...His 1973-74 season average of 14.7 rebounds a game is the school's single season record...His career rebounding average of 12.2 rebounds a game is also the Maryland record in that category...He owns six of the top 12 single game rebounding marks in school history and two of the top five season totals...His 412 rebounds during the 1973-74 season is the school record...Was a three-time member of the All-ACC team...Was Maryland's Most Valuable Player in 1972-73 and its Outstanding Senior in 1973-74...Was drafted in the first round of the 1974 NBA draft by the Washington Bullets, but chose to sign with the Indiana Pacers of the American Basketball Association...Spent 10 seasons in the NBA and ABA with the Pacers, Milwaukee Bucks, New Jersey Nets and New York Knicks...Upon leaving professional basketball, he enrolled in Harvard Law school and graduated in 1987...He is the first former professional player to graduate from the prestigious Law School.

### LEN ELMORE'S CAREER STATISTICS

YEAR	GP	FGM-FGA	.PCT	FTM-FTA	.PCT	AST	BLK	STL	PF-DQ	REBS-AVG	PTS-A
1971-72	32	126-273	.462	95-126	.754	37	—	—	83-3	351-11.0	347-10.8
1972-73	26	112-239	.469	37-61	.607	35	—	—	53-5	290-11.2	261-10.0
1973-74	28	170-324	.525	69-91	.758	48	—	—	74-0	412-14.7	409-14.6
<b>TOTALS</b>	<b>86</b>	<b>408-836</b>	<b>.488</b>	<b>201-278</b>	<b>.723</b>	<b>120</b>	<b>—</b>	<b>—</b>	<b>210-8</b>	<b>1053-12.2</b>	<b>1017-11.8</b>




## Albert King

6-7, Forward  
Brooklyn, New York  
Played: 1977-81  
All-American: 1981

One of the most prolific scorers in school history, King is one of only a handful of players to average in double figures during each of his four seasons...He ranks as the No. 2 all-time Maryland scorer with 2,058 career points, only 88 points behind fellow All-American Len Bias on the school's charts...His career scoring average of 17.4 points per game is the sixth best in school history...His 38 points in an ACC Tournament Game is tied for the eighth best individual game performance in Maryland history...Shared the 1980-81 team Most Valuable Player Award with Buck Williams after winning the award outright in 1979-80...Was the ACC Player of the Year in 1979-80 and a first team All-ACC selection again in 1980-81...Came to Maryland generally regarded as the nation's top high school recruit, having averaged 38.6 points and 22 rebounds as a high school senior...Picked in the first round - the 12th selection overall of the 1981 NBA college draft by the New Jersey Nets...His brother, Bernard, is also a former NBA star and league scoring champion...Bernard closed his career following the 1992-93 season as a member of the New Jersey Nets.


### ALBERT KING'S CAREER STATISTICS

YEAR	GP	FGM-FGA	.PCT	FTM-FTA	.PCT	AST	BLK	STL	PF-DQ	REBS-AVG	PTS-A
1977-78	28	164-327	.502	53-82	.646	64	11	21	73-3	187-6.7	381-13.6
1978-79	28	191-387	.494	62-81	.765	62	10	30	62-2	144-3.5	444-15.9
1979-80	31	275-497	.553	124-151	.821	86	18	42	86-1	107-6.3	674-21.7
1980-81	28	233-456	.511	91-117	.778	92	11	26	93-3	177-5.7	559-20.0
<b>TOTALS</b>	<b>115</b>	<b>863-1667</b>	<b>.518</b>	<b>330-431</b>	<b>.766</b>	<b>304</b>	<b>50</b>	<b>119</b>	<b>314-9</b>	<b>615-5.3</b>	<b>2058-17.9</b>





# All-Americans



## Tom McMillen

6-11, Forward  
 Mansfield, Pennsylvania  
 Played: 1971-74  
 All-American: 1974  
 Academic All-American:  
 1972, 1973 & 1974

A team leader both on and off the court... Averaged 20.5 points and 9.8 rebounds during his three-year career... Was selected as a three-time academic All-American... One of only four Terps to average more than 20 points per game in successive seasons and one of only two players in school history with a career scoring average above 20 points per game... He owns two of the top 10 single season scoring marks and four times in his career he scored more than 30 points... Is the No. 5 career scorer in school history among players who were only eligible for three years (freshmen were not eligible for the varsity during McMillen's career... Led Maryland to the 1972 National Invitational Tournament Championship, earning Most Valuable Player honors for the tournament... Played for the United States in the 1972 Olympic Games, where the U.S. earned a silver medal in the controversial game with the Soviets... Played in the NBA for 11 seasons with Buffalo, Atlanta, New York and Washington... Put his professional basketball on hold one year directly out of college in order to fulfill his Rhodes Scholarship obligations by studying for a year at Oxford... Was elected to the U.S. Congress from Maryland's 4th District in 1986.




TOM MCMILLEN'S CAREER STATISTICS											
YEAR	GP	FGM-FGA	.PCT	FTM-FTA	.PCT	AST	BLK	STL	PF-DO	REBS-AVG	PTS-A
1971-72	32	235-428	.549	197-241	.817	33	—	—	67-3	306-9.6	667-20.8
1972-73	29	250-427	.585	116-145	.800	28	—	—	76-3	284-9.8	616-21.2
1973-74	27	214-404	.530	96-126	.762	41	—	—	69-1	269-10.0	524-19.4
<b>TOTALS</b>	<b>88</b>	<b>699-1259</b>	<b>.555</b>	<b>409-512</b>	<b>.799</b>	<b>102</b>	<b>—</b>	<b>—</b>	<b>212-7</b>	<b>859-9.8</b>	<b>1807-20.5</b>



## John Lucas

6-4, Guard  
 Durham, North Carolina  
 Played: 1972-76  
 All-American: 1975 & 76

A two-time All-American selection who is considered by many as the greatest guard in the history of the Terps program... A two-time All-American and three time first team All-ACC selection—the only Maryland player to earn such conference honors three times during his career... The No. 4 all-time Maryland scorer with 2,015 points... His 564 points is the 13th best scoring season in school history... He is No. 2 on the school's all-time assists list... During Lucas' career as Maryland's point guard, the Terps enjoyed their best seasons in terms of national finishes... The Terps finished ranked No. 8 (1973), No. 4 (1974), and No. 5 (1975) in the final Associated Press polls with Lucas at the point... Was also a collegiate star in tennis, a sport in which he was a two-time ACC singles champion and once earned that title in doubles play... Was the No. 1 selection in the 1976 NBA college draft... Currently the head coach of the NBA's Philadelphia 76'ers.



JOHN LUCAS' CAREER STATISTICS											
YEAR	GP	FGM-FGA	.PCT	FTM-FTA	.PCT	AST	BLK	STL	PF-DO	REBS-AVG	PTS-A
1972-73	30	190-353	.538	45-64	.703	178	—	—	66-2	83-2.8	425-14.2
1973-74	28	253-495	.511	58-77	.753	159	—	—	73-2	82-2.9	564-20.1
1974-75	24	186-359	.518	97-116	.836	91	—	—	60-0	100-4.2	469-19.5
1975-76	28	233-456	.511	91-117	.778	86	—	—	77-2	109-3.9	557-19.9
<b>TOTALS</b>	<b>110</b>	<b>862-1663</b>	<b>.518</b>	<b>291-374</b>	<b>.778</b>	<b>514</b>	<b>—</b>	<b>—</b>	<b>276-6</b>	<b>374-3.4</b>	<b>2015-18.3</b>

# All-Americans




## Gene Shue

6-2, Forward  
 Baltimore, Maryland  
 Played: 1951-54  
 All-American: 1954

Was the Terps' first high profile basketball star...Earned Converse and Helms foundation All-America honors as a senior, when he averaged 21.8 points a game...Is tied for the third best single season scoring total in school history, hitting for 41 points against Washington & Lee during the 1953 season...Was selected as the Most Valuable Player of the 1953 Southern Conference Tournament...Was the school record holder in career scoring until 1974 when fellow All-American Tom McMillen overtook him...Holds the 10th highest career scoring total in school history...Enjoyed a successful career as a head coach in the NBA with the Washington Bullets, Philadelphia 76ers and Los Angeles Clippers...He is now the general manager of the 76ers.

### GENE SHUE'S CAREER STATISTICS

YEAR	GP	FGM-FGA	.PCT	FTM-FTA	.PCT	AST	BLK	STL	PF-DQ	REBS-AVG	PTS-A
1951-52	21	—	—	—	—	—	—	—	—	—	224-10.7
1952-53	23	176-375	.469	156-223	.670	—	—	—	—	—	508-22.1
1953-54	30	237-469	.505	180-228	.789	—	—	—	—	—	654-21.8
TOTALS	74	—	—	—	—	—	—	—	—	—	1386-18.7



## Charles "Buck" Williams

6-8, Center/Forward  
 Rocky Mount, North Carolina  
 Played: 1978-81  
 All-American: 1981

An outstanding scorer and extraordinary rebounder, Williams earned All-America honors following his junior season... Entered the NBA following his junior season...Averaged 15.6 points and 11.7 rebounds a game as a junior...He is the No. 3 rebounder in Maryland history with 928 career rebounds, third only to fellow All-American Len Elmore and Derrick Lewis...His career average of 10.9 rebounds a game is second best in school history...He was an equally strong shooter, averaging in double figures in scoring each of his three seasons and registering the school's best ever career field goal shooting percentage...His 61.5 percent mark is the school record...Led the ACC in rebounding as a freshman in 1978-79, was third in 1979-80 and second during the 1980-81 season...Was a member of the 1980 U.S. Olympic team that did not compete in the Moscow Olympic Games...Applied for a hardship waiver into the NBA college draft in 1981 and was selected as the No. 3 player overall by the New Jersey Nets...He is currently a member of the Portland Trailblazers.

### BUCK WILLIAMS' CAREER STATISTICS

YEAR	GP	FGM-FGA	.PCT	FTM-FTA	.PCT	AST	BLK	STL	PF-DQ	REBS-AVG	PTS-A
1978-79	30	120-206	.583	60-109	.550	18	25	29	77-2	323-10.8	300-10.0
1979-80	24	143-236	.606	85-128	.664	27	17	32	87-4	242-10.1	371-15.5
1980-81	31	183-283	.647	116-182	.637	31	29	29	94-4	323-11.7	482-15.5
TOTALS	85	446-725	.615	261-419	.623	76	71	90	258-10	888-10.4	1153-13.6







# All-Americans

## Walt Williams

6-8, Guard, Forward  
 Temple Hills, Maryland  
 Played: 1988-1992  
 All-American: 1992

One of the most prolific scorers and most versatile players in the history of the program...Played for the Terps for four seasons despite the opportunity to turn pro-


essional early or transfer to another school because of the Terps' NCAA sanctions, and his loyalty to Maryland was one of the key reasons why Maryland was able to field competitive teams during that period...As a senior, he broke the school record for points in a season as he scored 776 (the old mark of 743 points was held by Len Bias in 1985-86)...Also broke the school record for scoring average with a 26.8 points per game mark (the old mark of 23.3 was held by Will Hetzel in 1968-69)...Earned considerable mention as a nation's best seven game streak of 30-points or more...Was a finalist for the Wooden and Naismith Player of the Year Awards as a senior...Currently ranks as the school's No. 6 all-time scorer with 1,704 points...His 16.2 points per game average is the eighth best average in school history...Totaled 11 games with 30 or more points during his senior season and 14 such games during his career—the most of any Terp player in history...Scored a career high of 39 points versus Wake Forest which is the seventh best single game total in school history...Represented the U.S. as a member of the U.S. National Team that competed in the Pan American Games prior to his senior season...The Americans won the bronze medal in the tournament which was played in Havana, Cuba...Was drafted by the Sacramento Kings in the first round of the NBA college draft, the seventh pick overall, following his senior season.



### WALT WILLIAMS' CAREER STATISTICS

YEAR	GP	FGM-FGA-PCT	3PM-3PA-PCT	FTM-FTA-PCT	AST	BLK	STL	PF-DQ	REBS-AVG	PTS-A
1988-89	26	75-170-.441	7-27-.259	33-53 .623	66	13	33	76-7	92-3.5	190-7.3
1989-90	33	143-296-.483	30-67-.448	104-134 .776	149	34	57	115-7	138-4.2	420-12.7
1990-91	17	109-243-.449	28-95-.295	72-86 .837	91	6	25	51-2	86-5.1	318-18.7
1991-92	29	256-542-.472	89-240-.371	175-231 .758	104	28	60	98-6	162-5.6	776-26.8
<b>TOTALS</b>	<b>105</b>	<b>583-1251-.466</b>	<b>154-429-.359</b>	<b>384-504 .762</b>	<b>410</b>	<b>81</b>	<b>175</b>	<b>340-22</b>	<b>478-4.6</b>	<b>1704-16.2</b>

# All-Americans



## Joe Smith

6-10, Forward, Center  
 Norfolk, Va.  
 Played: 1994-95  
 All-American: 1994 (HM); 1995 (Consensus)

The consensus selection as the 1995 National Collegiate Player of the Year...Selected as the Naismith National Player of the Year by the Atlanta Tip-Off Club, the oldest and most coveted individual award in college basketball...Also named the Associated Press Player of the Year and presented with the Adolph Rupp Award... Also named the Collegiate Player of the Year by the United Press International, Basketball America Magazine, Eastern Basketball Magazine, College Sports Magazine and the Eastern Collegiate Athletic Conference... Smith's six National Player of the Year selections earned him the most of any other player, thus making him the consensus selection as the top collegiate player of 1995...Was named the Atlantic Coast Conference Player of the Year and was a 1st team All-ACC selection...He became one of only three sophomores in the history of the conference to earn player of the year honors, joining only N.C. State's David Thompson and Virginia's Ralph Sampson...Is one of only two players in conference history to be a 1st team All-ACC selection in both his freshman and sophomore seasons, joining Georgia Tech's Kenny Anderson...A consensus 1st team All-American, named on every 1st Team All-American list following his extraordinarily productive sophomore season...Led the ACC in scoring as a sophomore with a 20.9 points per game average, was second in the conference with a 10.7 rebounds per game average and was second in the ACC with a 2.9 blocks per game average...Ranked among the top five in an incredible six statistical categories during his sophomore season...Became only the sixth player in school history to score 40 or more points in a single game as he scored 40 points to lift Maryland past Duke, 94-92, on March 1, 1995...He scored 30 or more points in a single game seven times during his two-year career - the second most ever by a Maryland player... Averaged 20.1 points and 10.7 rebounds for his 64 game career - he is one of only five players in school history to average a double/double for his entire career...He became only the first sophomore in school history to score 1,000 career points and became only the second sophomore in school history to grab 500 rebounds...Led the Terps in rebounding during both his freshman and sophomore seasons...His 363 total rebounds as a sophomore was the third best single season total in school history...Twice as a sophomore, he grabbed a career high 21 rebounds - versus Virginia on February 1, 1995 and versus Texas in the year's NCAA Tournament... Only the second player in school history to average in double figures in rebounds during both his freshman and sophomore years...One of only six ACC players in the history of the conference to have averaged at least 20 points and at least 10 rebounds for his entire career...Joins Art Heyman of Duke, Billy Cunningham and Len Rosenbluth of North Carolina, Wallace Grady of South Carolina and Len Chappell of Wake Forest in that category ...The no. 1 overall selection in the 1995 NBA draft by the Golden State Warriors.




### JOE SMITH'S CAREER STATISTICS

YEAR	GP	FGM-FGA-PCT	3PM-3PA-PCT	FTM-FTA	.PCT	AST	BLK	STL	PF-DO	REBS-AVG	PTS-A
1993-94	30	206-395-.522	2-5-.400	168-229	.734	25	93	42	104-7	321-10.7	582-19.4
1994-95	34	245-424-.578	9-21-.429	209-282	.741	40	97	51	87-3	362-10.6	708-20.8
<b>TOTALS</b>	<b>64</b>	<b>451-819-.551</b>	<b>11-26-.423</b>	<b>377-511</b>	<b>.738</b>	<b>65</b>	<b>190</b>	<b>93</b>	<b>191-10</b>	<b>683-10.7</b>	<b>1290-20.2</b>



# All-Americans




## Keith Booth

6-6, Power Forward  
 Baltimore, Maryland  
 Played: 1993-1997  
 All-American: 1997

Third-Team All-America and First Team All-ACC selection following his spectacular senior season in 1997...A four-time All-ACC honoree, he earned first team

honors as a senior, was a third team selection as a junior and earned honorable mention designation during his freshman and sophomore seasons...Played on four NCAA Tournament teams... Played in eight NCAA Tournament games and is one of only three Terp players to play in eight or more NCAA Tournament games during his career...Scored 97 points in eight NCAA Tournament games, the sixth highest total in school history...Led the Terps in scoring and ranked second in the ACC in scoring with a career high 19.5 points per game average during his senior season...Led the Terps in rebounding his junior and senior seasons as he became only the fourth player in school history to surpass the 900 career rebound mark...He recorded 200 rebounds or more during his final three seasons in becoming only the seventh player in school history to grab 200 or more rebounds in three varsity seasons...Scored a career high and school record 213 rebounds as a senior, eclipsing the previous record of 209...Ranks first at Maryland in free throws made (576) and free throws attempted (824), seventh in field goals attempted (1,291) and ninth in field goals made (589) on the Maryland career lists...Ranked in the top seven in five different ACC statistical categories during his senior season...Ranked second in scoring (19.5 ppg), third in steals (2.0 spg), sixth in rebounding (7.9 rpg), seventh in field goal percentage (46.9 %) and seventh in free throw percentage (71.7 %)...As a Senior: Third Team All-America selection by the Associated Press and a Consensus First-Team All-ACC selection...Received two votes in the ACC Player-of-the Year voting - the only player besides Wake Forest's Tim Duncan to receive voting consideration...Averaged a career-high 19.5 points and a career-high 7.9 rebounds in leading Maryland to a 21-11 record and a fourth place finish in the Atlantic Coast Conference...Maryland was picked to finish in eighth place in the ACC...Became only the 11th player in school history to have his jersey honored as his No. 22 was hung from the rafters on February 22, 1997 just before the final home game of his collegiate career...Earned the honorable distinction of having January 16, 1997 proclaimed as "Keith Booth Day" by Maryland Governor Parris Glendening.



### KEITH BOOTH'S CAREER STATISTICS


YEAR	G-GS	FG-FGA-PCT	FG-FGA-PCT	FT-FTA-PCT	PTS-AVG	O REB	D REB	REB-AVG	PF-D	AST	TO	BLK	STL	MIN
1996-97	32-32	205-437-.469	1-21-.050	213-297-.717	624-19.5	84	169	253-7.9	93-2	82	101	19	64	1100
1995-96	30-30	145-328-.442	7-34-.206	162-214-.757	459-15.3	83	150	233-7.8	100-5	73	92	23	41	955
1994-95	34-34	126-277-.455	3-23-.130	114-164-.695	369-10.9	88	159	247-7.3	106-4	76	102	13	43	949
1993-94	30-30	113-249-.454	11-27-.407	87-149-.584	324-10.8	71	112	183-6.1	108-6	65	108	17	45	865
<b>CAREER</b>	<b>126-126</b>	<b>589-1,291-.456</b>	<b>22-105-.209</b>	<b>576-824-.699</b>	<b>1,776-14.1</b>	<b>326</b>	<b>590</b>	<b>916-7.3</b>	<b>407-17</b>	<b>296</b>	<b>403</b>	<b>72</b>	<b>193</b>	<b>3869</b>

# NBA Terps

## Terps All-Time NBA Roster

(career points-rebounds-assists entering the 1997-98 season in parenthesis)

- **Lawrence Boston**-Washington Bullets, 1980 (56-39-2).
- **Adrian Branch**-L.A. Lakers, 1987; New Jersey Nets, 1988; Portland Trailblazers, 1989; Minnesota Timberwolves, 1990 (834-253-96).
- **Evers Burns**-Sacramento Kings, 1993 (56-30-9).
- **Ben Coleman**-New Jersey Nets, 1987-88; Philadelphia 76ers, 1988-89; Milwaukee Bucks, 1991 (1,466-902-128).
- **Brad Davis**-L.A. Lakers, 1978-79; Indiana Pacers, 1979-80; Utah Jazz, 1980; Dallas Mavericks, 1981-92 (7,866-1,739-4,709).
- **Mike Davis**-New York Knicks, 1983 (14-10-0).
- **Len Elmore**-Indiana Pacers, 1975-79; Kansas City Kings, 1980; Milwaukee Bucks, 1981; New Jersey Nets, 1982-83; New York Knicks, 1984 (3,948-3,360-616).
- **Jerry Greenspan**-Philadelphia 76ers, 1964-65 (122-83-11)
- **Maurice Howard**-Cleveland Cavaliers, 1977; New Orleans Jazz, 1977 (59-41-5).
- **Albert King**-New Jersey Nets, 1982-87; Philadelphia 76ers, 1988; San Antonio Spurs, 1989 (6,439-2,251-1,166).
- **John Lucas**-Houston Rockets, 1977-78; 1985-86; 1990; Golden State Warriors, 1979-81; Washington Bullets, 1982-83; San Antonio Spurs, 1984; Milwaukee Bucks, 1987-88; Seattle Supersonics, 1989 (9,951-2,151, 6,454)
- **Tony Massenburg**-San Antonio Spurs, 1991; Charlotte Hornets, 1992; Boston Celtics, 1992, Golden State Warriors, 1992; L.A. Clippers, 1994-95; Toronto Raptors, 1995-96, Philadelphia 76ers, 1996; New Jersey Nets, 1996. Boston Celtics, Vancouver Grizzlies, 1997 (1,959, 1,407,124).
- **Tom McMillen**-Buffalo Braves, 1976-77; New York Knicks, 1977; Atlanta Hawks, 1978-83; Washington Bullets, 1984-85 (5,914-2,913-786).
- **Jerrold Mustaf**-New York Knicks, 1991; Phoenix Suns, 1992-1994 (574-369-89)
- **Jim O'Brien**-New York Nets, 1974; Memphis Sounds, 1975 (268-136-87)
- **Charles Pittman**-Phoenix Suns, 1983-86 (1,060-718-204)
- **Steve Sheppard**-Chicago Bulls, 1978-79; Detroit Pistons, 1979 (367-178-62)
- **Gene Shue**-Philadelphia Warriors, 1955; New York Knicks, 1955-56; 1963; Fort Wayne Pistons, 1957; Detroit Pistons, 1958-62; Baltimore Bullets, 1964 (10,068-2,856-2,609)
- **Joe Smith**-Golden State Warriors, 1995-Present (2,744, 1,396, 204)
- **Buck Williams**-New Jersey Nets, 1982-89; Portland Trailblazers, 1990-1996; New York Knicks, 1997-Present) (16,582; 12,834; 1,625)
- **Walt Williams**-Sacramento Kings, 1992-96, Miami, 1996; Toronto, 1996-Present (5,092; 1,531, 1,053)



## Terps All-Time First Round Draft Choices

PLAYER, TEAM.....	YEAR.....	NUMBER.....
Gene Shue, Philadelphia.....	1954.....	3
Al Bunge, Philadelphia.....	1960.....	7
Tom McMillen, L.A. Lakers.....	1974.....	9
Len Elmore, Washington.....	1974.....	13
John Lucas, Houston.....	1976.....	1
Brad Davis, L.A. Lakers.....	1977.....	15
Buck Williams, New Jersey.....	1981.....	3
Albert King, New Jersey.....	1981.....	10
Len Bias, Boston.....	1986.....	2
Jerrold Mustaf, New York.....	1990.....	17
Walt Williams, Sacramento.....	1992.....	7
Joe Smith, Golden State.....	1995.....	1
Keith Booth, Chicago.....	1997.....	28



# NBA Terps

## Terps in the NBA Draft By Round

First Round Picks .....	13
Second Round.....	6
Third Round.....	8
Fourth Round .....	1
Fifth Round.....	4
Sixth Round .....	3
Seventh Round .....	3
Eighth Round .....	2
Ninth Round .....	4
Tenth Round.....	1
Eleventh Round.....	1
Fourteenth Round.....	1
Sixteenth Round.....	1



## Maryland's NBA Draft History

(By year, round/team)

- 1954-Gene Shue (1st Round, #3 overall, Philadelphia)
- 1955-Bob Kessler (2nd/Fort Wayne)
- 1958-John Nacincik (3rd/Syracuse)  
Nick Davis (11th/Philadelphia)
- 1960-Al Bunge (1st, #7 Overall/Philadelphia)  
Charlie McNeil (6th/New York)  
Jerry Bechtle (16th/New York)
- 1963-Jerry Greenspan (3rd/Syracuse)
- 1966-Gary Ward (6th/Boston)
- 1967-Jay McMillen (9th/L.A. Lakers)  
Joe Harrington (11th/Boston)
- 1970-Will Hetzel (9th/Baltimore)
- 1971-Barry Yates (Philadelphia)
- 1973-Jim O'Brien (3rd/Portland)  
Bob Bodell (10th/Seattle)  
Howard White (14th/Washington)
- 1974-Tom McMillen (1st, #9 overall/Buffalo)  
Len Elmore (1st/#13 overall/Washington)
- 1975-Tom Roy (3rd/Portland)  
Owen Brown (9th/Phoenix)
- 1976-John Lucas (1st, #1 overall/Houston)  
Maurice Howard (2nd/Cleveland)
- 1977-Brad Davis (1st, #15 Overall/L.A. Lakers)
- 1978-Larry Boston (4th/Washington)
- 1979-Larry Gibson (3rd/Milwaukee)
- 1981-Buck Williams (1st, #3 overall/New Jersey)  
Albert King (1st, #10 overall/New Jersey)  
Ernest Graham (3rd/Philadelphia)  
Greg Manning (7th/Denver)
- 1982-Charles Pittman (3rd/Phoenix)
- 1984-Ben Coleman (2nd/Chicago)  
Herman Veal (6th/Phoenix)  
Mark Fothergill (8th/Phoenix)
- 1984-Adrian Branch (2nd/Chicago)
- 1986-Len Bias (1st, #2 Overall/Boston)
- 1988-Derrick Lewis (3rd/Chicago)
- 1990-Jerrold Mustaf (1st, #17 Overall/New York Knicks)  
Tony Massenburg (2nd/San Antonio)
- 1992-Walt Williams (1st, #7 Overall/Sacramento)
- 1993-Evers Burns (2nd/Sacramento)
- 1995-Joe Smith (1st, #1 Overall/Golden State)
- 1997-Keith Booth (1st, #28 Overall/Chicago)

## Terps In Professional Coaching

### GENE SHUE '54

YEAR	TEAM	LEAGUE	RECORD	POSTSEASON
1866-67	Baltimore Bullets	NBA	16-40	
1967-68	Baltimore Bullets	NBA	36-46	
1968-69	Baltimore Bullets	NBA	57-25	Eastern Division Semifinals
1969-70	Baltimore Bullets	NBA	50-32	Eastern Division Semifinals
1970-71	Baltimore Bullets	NBA	42-40	NBA Finals
1971-72	Baltimore Bullets	NBA	38-44	Eastern Conference Semifinals
1972-73	Baltimore Bullets	NBA	52-30	Eastern Conference Semifinals
1973-74	Philadelphia 76'ers	NBA	25-57	
1974-75	Philadelphia 76'ers	NBA	34-48	
1975-76	Philadelphia 76'ers	NBA	46-36	
1976-77	Philadelphia 76'ers	NBA	50-32	
1977-78	Philadelphia 76'ers	NBA	2-4	
1978-79	San Diego Clippers	NBA	43-39	
1979-80	San Diego Clippers	NBA	35-47	
1981-82	Washington Bullets	NBA	39-43	Eastern Conference Semifinals
1982-83	Washington Bullets	NBA	42-40	
1983-84	Washington Bullets	NBA	35-47	Eastern Conference First Round
1984-85	Washington Bullets	NBA	40-42	Eastern Conference First Round
1985-86	Washington Bullets	NBA	32-37	Eastern Conference First Round
1987-88	Los Angeles Clippers	NBA	17-65	
1988-89	Los Angeles Clippers	NBA	10-28	
BULLETS TOTALS		522-505	.510	
76'ERS TOTALS		157-177	.470	
CLIPPERS TOTALS		105-179	.348	
<b>NBA TOTALS</b>		<b>784-861</b>	<b>.477</b>	

NBA COACH OF THE YEAR 1969, 1982

### JOHN LUCAS '76

YEAR	TEAM	LEAGUE	RECORD	POSTSEASON
1992	Miami Tropics	USBL	24-4	USBL Champions
1993	Miami Tropics	USBL	14-5	USBL Champions
1992-93	San Antonio Spurs	NBA	39-22	Western Conf. Semifinals
1993-94	San Antonio Spurs	NBA	55-27	Western Conf. First Round
1994-95	Philadelphia 76iers	NBA	24-58	
1995-96	Philadelphia 76iers	NBA	18-64	
NBA TOTALS		136-171	.443	
<b>OVERALL TOTALS</b>		<b>174-180</b>	<b>.491</b>	

# Terp Records





# Individual Records

## Scoring

### Game

1. 44 by Ernest Graham vs. N.C. State (12-20-78)
2. 43 by Al Bunge vs. Yale (1-4-60)
3. 41 by Len Bias at Duke (1-25-86)  
by Gene Shue vs. Washington & Lee (2-12-53)
5. 40 by Joe Smith vs. Duke (3-1-95)  
by Gene Shue vs. Wake Forest (SC Tournament, 3-6-53)
7. 39 by Walt Williams vs. Wake Forest (1-22-92)\*
- T8. 38 by Walt Williams vs. Clemson (ACC Tournament, 3-12-92)  
by Walt Williams at Florida State (2-5-92)\*  
by Albert King vs. Clemson (ACC Tournament, 2-29-80)  
by Jim O'Brien vs. North Carolina (1-27-73)  
by Howard White vs. South Carolina (12-16-70)
13. 36 by Evers Burns vs. Georgia Tech (2-6-93)
- T14. 35 by Exree Hipp vs. Towson State (12-23-93)  
by Jerrod Mustaf vs. Duke (2-10-90)  
by Len Bias at North Carolina (2-20-86)  
by Tom McMillen at George Washington (12-4-71)
- T18. 34 by Walt Williams at Clemson (2-22-92)  
by Tony Massenburg vs. Georgia Tech (2-3-90)  
by John Lucas vs. N.C. State (1-28-76)  
by John Lucas vs. Wake Forest (1-10-76)  
by Gary Ward vs. Wake Forest (2-7-66)
- T23. 33 by Keith Booth vs. Georgia Tech (ACC Tournament, 3-9-96)  
by Joe Smith vs. Clemson (2-25-95)  
by Joe Smith vs. Utah (11-22-94)  
by Joe Smith vs. Rider (11-30-93)  
by Walt Williams at Virginia (1-29-92)\*  
by Matt Roe vs. Georgia Tech (2-13-91)  
by Walt Williams vs. North Carolina (1-10-90)  
by Len Bias at George Mason (11-26-85)  
by Tom McMillen vs. Navy (1-20-73)  
by Tom McMillen vs. Canisius (12-17-71)  
by Howard White vs. Georgetown (12-14-70)  
by Will Hetzel vs. South Carolina (3-6-69)  
by Bob O'Brien vs. Clemson (1-7-56)  
by Bob Kessler vs. Duke (ACC Tournament, 3-1-56)
- T37. 32 by Kevin McLinton vs. Florida State (2-13-93)  
by Walt Williams at North Carolina (1-13-92)\*  
by Rudy Archer vs. Mt. St. Mary's (12-8-87)  
by Derrick Lewis vs. Md. Baltimore County (2-18-87)  
by Albert King vs. Wake Forest (1-20-80)  
by Tom McMillen vs. Georgetown (12-13-71)  
by Barry Yates vs. Miami (FL) (12-29-70)
- T44. 31 by Joe Smith vs. Texas (3-18-95)  
by Walt Williams vs. Virginia (3-7-92)  
by Walt Williams vs. Clemson (1-25-92)\*  
by Walt Williams vs. West Virginia (12-7-91)  
by Len Bias vs. UNLV (12-7-85)  
by Ernest Graham vs. Bucknell (12-22-79)  
by John Lucas at North Carolina (2-15-75)  
by John Lucas vs. Duke (2-2-74)
- T52. 30 by Johnny Rhodes vs. Kentucky (11-24-95)  
by Joe Smith vs. Massachusetts (12-10-94)  
by Joe Smith at Oklahoma (12-7-93)  
by Walt Williams vs. Florida State (1-18-92)\*

by Walt Williams vs. N.C. State (1-11-92)\*  
by Walt Williams vs. Rutgers (12-27-90)  
by Walt Williams vs. Boston College (12-3-90)  
by Jerrod Mustaf vs. Delaware State (11-25-89)  
by Tony Massenburg vs. Georgia Tech (2-14-89)  
by Len Bias vs. Georgia Tech (2-22-86)  
by Len Bias vs. Villanova (1-27-85)  
by Adrian Branch vs. Virginia (1-30-85)  
by Albert King at Virginia (2-21-79)  
by John Lucas vs. N.C. State (1-16-75)  
by Barry Yates vs. Richmond (1-2-71)

\* denotes consecutive games during the 1991-92 season.

### Season

1. 776 by Walt Williams (1991-92)
2. 743 by Len Bias (1985-86)
3. 708 by Joe Smith (1994-95)
4. 701 by Len Bias (1984-85)
5. 674 by Albert King (1979-80)
6. 671 by Adrian Branch (1984-85)
7. 667 by Tom McMillen (1972-73)
8. 654 by Gene Shue (1953-54)
9. 624 by Keith Booth (1996-97)
10. 616 by Tom McMillen (1972-73)
11. 609 by Jerrod Mustaf (1989-90)
12. 605 by Will Hetzel (1968-69)
13. 582 by Joe Smith (1993-94)
14. 564 by John Lucas (1973-74)
15. 559 by Albert King (1980-81)
- T16. 557 by Tony Massenburg (1989-90)  
by John Lucas (1975-76)
18. 541 by Adrian Branch (1982-83)
19. 524 by Tom McMillen (1973-74)
20. 518 by Evers Burns (1992-93)
21. 512 by Jay McMillen (1964-65)
22. 510 by Derrick Lewis (1986-87)

### Career

1. 2,149 by Len Bias (1982-86)
2. 2,058 by Albert King (1977-81)
3. 2,017 by Adrian Branch (1981-85)
4. 2,015 by John Lucas (1972-76)
5. 1,807 by Tom McMillen (1971-74)
6. 1,776 by Keith Booth (1994-97)
7. 1,743 by Johnny Rhodes (1993-96)
8. 1,704 by Walt Williams (1988-92)
9. 1,607 by Ernest Graham (1977-81)
10. 1,561 by Greg Manning (1977-81)
11. 1,457 by Derrick Lewis (1984-88)
12. 1,386 by Gene Shue (1951-54)
13. 1,370 by Will Hetzel (1697-70)
14. 1,372 by Exree Hipp (1993-96)
15. 1,354 by Tony Massenburg (1985-90)
16. 1,315 by Evers Burns (1989-93)
17. 1,300 by Jay McMillen (1964-67)
18. 1,290 by Joe Smith (1994-1995)
19. 1,266 by Bob Kessler (1953-56)
20. 1,244 by Lee Brawley (1949-52)
21. 1,235 by Jim O'Brien (1970-73)
22. 1,219 by Steve Sheppard (1974-76)
23. 1,198 by Larry Gibson (1975-79)
24. 1,123 by Duane Simpkins (1993-96)
25. 1,161 by Maurice Howard (1972-76)
26. 1,153 by Buck Williams (1978-81)
27. 1,094 by Gary Ward (1963-67)
28. 1,087 by Keith Gatlin (1984-88)
29. 1,064 by Kevin McLinton (1989-93)
30. 1,026 by Brad Davis (1974-76)
31. 1,017 by Len Elmore (1971-74)
32. 1,007 by Lawrence Boston (1975-78)


## Scoring Average

### Season

1. 26.8 by Walt Williams (1991-92)
2. 23.3 by Will Hetzel (1968-69)
3. 23.2 by Len Bias (1985-86)
4. 22.1 by Gene Shue (1952-53)
5. 21.8 by Gene Shue (1953-54)
6. 21.7 by Albert King (1979-80)
7. 21.2 by Tom McMillen (1972-73)
- T8. 20.8 by Joe Smith (1994-95)  
20.8 by Tom McMillen (1971-73)
10. 20.4 by Bob Kessler (1954-55)
11. 20.3 by Bob Kessler (1955-56)
12. 20.1 by John Lucas (1975-76)

### Career

1. 20.5 by Tom McMillen (1971-74)
2. 20.2 by Joe Smith (1993-95)
3. 18.7 by Gene Shue (1951-54)
4. 18.3 by John Lucas (1972-76)
5. 18.0 by Will Hetzel (1967-70)
6. 17.4 by Albert King (1977-81)
7. 16.6 by Jerrod Mustaf (1988-90)
8. 16.2 by Walt Williams (1988-92)



Joe Smith is among the Terps field goals made leaders.

# Individual Records

## Rebounds

### Game

- 26 by Len Elmore at Wake Forest (2-27-74)
- 24 by Len Elmore vs. Kent State (1-2-73)  
by Will Hetzel vs. West Virginia (12-4-68)
- 23 by Derrick Lewis at James Madison (1-28-87)
- 22 by Buck Williams vs. Louisville (12-13-80)  
by Buck Williams at UNLV (12-4-78)  
by Al Bunge vs. Georgetown (2-26-58)  
by Bob Kessler vs. Georgetown (2-25-56)
- 21 by Joe Smith vs. Texas (3-18-95)  
by Joe Smith vs. Virginia (2-1-95)  
by Mike Davis vs. Pittsburgh (2-15-77)  
by Len Elmore vs. North Carolina (2-13-74)  
by Len Elmore vs. Eastern Kentucky (12-5-73)
- 20 by Joe Smith vs. Florida State (1-11-94)  
by Tony Massenburg at Georgia Tech (2-13-90)  
by Len Elmore vs. Duke (2-2-74)  
by Len Elmore vs. Richmond (1-2-74)

### Season

- 412 by Len Elmore (1973-74)
- 363 by Buck Williams (1980-81)
- 362 by Joe Smith (1994-95)
- 351 by Len Elmore (1971-72)
- 336 by Bob Kessler (1955-56)
- 323 by Buck Williams (1978-79)
- 321 by Joe Smith (1993-94)  
by Tom Roy (1974-75)
- 318 by Will Hetzel (1968-69)
- 314 by Tony Massenburg (1989-90)
- 306 by Tom McMillen (1971-72)

### Career

- 1,053 by Len Elmore (1971-74)
- 948 by Derrick Lewis (1984-88)
- 928 by Buck Williams (1978-81)
- 916 by Keith Booth (1994-97)
- 895 by Larry Gibson (1975-80)
- 859 by Tom McMillen (1971-74)
- 849 by Bob Kessler (1953-56)
- 795 by Al Bunge (1957-60)
- 745 by Len Bias (1982-86)
- 722 by Tony Massenburg (1985-90)
- 715 by Albert King (1977-81)
- 704 by Johnny Rhodes (1993-1996)
- 689 by Will Hetzel (1968-70)
- 651 by Rod Horst (1968-70)
- 636 by Herman Veal (1981-84)
- 634 by Evers Burns (1990-93)
- 629 by Lawrence Boston (1976-78)
- 615 by Gary Ward (1964-66)
- 586 by Tom Roy (1973-75)
- 582 by Steve Sheppard (1975-77)
- 572 by Ernest Graham (1978-81)
- 546 by Adrian Branch (1982-85)
- 542 by Jay McMillen (1965-67)
- 511 by Ben Coleman (1983-84)

## Rebounding Average

### Season

- 14.7 by Len Elmore (1973-74)
- 14.0 by Bob Kessler (1955-56)
- 12.6 by Al Bunge (1959-60)
- 12.2 by Will Hetzel (1968-69)
- 11.7 by Buck Williams (1980-81)
- 11.2 by Len Elmore (1972-73)
- 11.1 by Tom Roy (1974-75)
- 11.0 by Len Elmore (1971-72)
- 10.8 by Buck Williams (1978-79)
- 10.7 by Joe Smith (1994-95)  
by Joe Smith (1993-94)  
by Bob McDonald (1960-61)

### Career

- 12.2 by Len Elmore (1971-74)
- 10.9 by Buck Williams (1978-81)  
by Bob Kessler (1953-54)
- 10.7 by Joe Smith (1994-95)
- 10.6 by Al Bunge (1957-60)

## Assists

### Game

- 14 by Terrell Stokes vs. Towson State (11-30-96)
- 13 by Keith Gatlin vs. Virginia (1-30-84)
- 12 by Terrell Stokes vs. Missouri (2-18-96)  
by Kevin McLinton vs. N.C. State (1-26-91)  
by Keith Gatlin vs. Navy (3-17-85)  
by Keith Gatlin at North Carolina (1-9-85)  
by Dutch Morley at Clemson (2-13-82)  
by Dutch Morley vs. Marshall (12-29-80)  
by John Lucas vs. Buffalo (2-11-73)  
by Rich Porac vs. Canisus (12-17-71)

### Season

- 221 by Keith Gatlin (6.0 apg; 1984-85)
- 204 by Keith Gatlin (6.4 apg; 1985-86)
- 178 by John Lucas (5.9 apg; 1972-73)
- 175 by Kevin McLinton (6.3 apg; 1992-93)
- 172 by Rudy Archer (5.5 apg; 1987-88)
- 165 by Brad Davis (5.9 apg; 1975-76)
- 162 by Duane Simpkins (4.8 apg; 1994-95)
- 159 by John Lucas (5.6 apg; 1973-74)
- 154 by Kevin McLinton (5.3 apg, 1991-92)
- 149 by Walt Williams (4.5 apg, 1989-90)
- 148 by Keith Gatlin (4.6 apg; 1983-84)
- 143 by Terrell Stokes (4.5 apg, 1996-97)

### Career

- 649 by Keith Gatlin (5.3 apg; 1983-88)
- 514 by John Lucas (4.7 apg; 1972-76)
- 483 by Duane Simpkins (4.1 apg; 1993-96)
- 469 by Kevin McLinton (5.2 apg; 1989-93)
- 460 by Dutch Morley (3.8 apg; 1978-82)
- 437 by Johnny Rhodes (3.6 apg, 1993-96)
- 431 by Brad Davis (5.1 apg; 1974-77)
- 410 by Walt Williams (3.9 apg, 1988-92)
- 360 by Jeff Adkins (2.8 apg, 1981-85)
- 346 by Ernest Graham (2.9 apg, 1977-81)
- 304 by Albert King (2.6 apg; 1977-81)
- 296 by Keith Booth (2.3 apg, 1996-97)
- 294 by Teyon McCoy (3.3 apg, 1987-90)

## Steals

### Game

- 9 by Johnny Rhodes at North Carolina (2-7-96)  
by Johnny Rhodes vs. American (12-23-95)
- 7 by Laron Profit vs. Clemson (1-15-97)  
by Johnny Rhodes at Virginia (2-1-96)  
by Johnny Rhodes vs. Howard (12-6-95)  
by Walt Williams vs. North Carolina (3-11-89)  
by Walt Williams vs. Mt. St. Mary's (11-23-91)
- 6 by Terrell Stokes vs. UMBC (12-4-96)  
by Terrell Stokes vs. Towson State (11-30-96)  
by Laron Profit vs. Wake Forest (2-15-96)  
by Johnny Rhodes vs. Colgate (12-8-94)  
by Johnny Rhodes vs. Clemson (2-26-94)  
by Johnny Rhodes vs. Duke (1-29-94)  
by Johnny Rhodes vs., Hofstra (12-29-93)  
by Johnny Rhodes vs. Rider (11-30-94)  
by Johnny Rhodes vs. Clemson (2-27-93)  
by Vince Broadnax at Clemson (2-6-91)  
by Albert King at Clemson (1-17-81)  
by Albert King vs. Temple (12-29-79)  
by Ernest Graham vs. Catholic (12-15-79)  
by Dutch Morley vs. Penn State (12-3-79)  
by John Lucas vs. Clemson (1-21-76)

### Season

- 110 by Johnny Rhodes (3.7 spg, 1995-96)
- 85 by Johnny Rhodes (2.5 spg, 1994-95)
- 78 by Johnny Rhodes (2.6 spg, 1993-94)
- 71 by Johnny Rhodes (2.5 spg, 1992-93)
- 64 by Keith Booth (2.0 spg; 1996-97)  
64 by Dutch Morley (2.1 spg, 1979-80)
- 60 by Walt Williams (2.1 spg, 1991-92)
- 57 by Walt Williams (1.7 apg, 1989-90)
- 51 by Joe Smith (1.5 spg, 1994-95)
- 47 by Evers Burns (1.7 spg, 1992-93)  
47 by Kevin McLinton (1.6 spg, 1991-92)
- 46 by Greg Nared (1.6 spg, 1988-89)
- 45 by Derrick Lewis (1.5 spg, 1987-88)  
by Adrian Branch (1.2 spg, 1984-85)

### Career

- 344 by Johnny Rhodes (2.8 spg; 1993-1996)
- 193 by Keith Booth (1.53 spg; 1994-97)
- 175 by Walt Williams (1.7 spg; 1988-92)
- 170 by Dutch Morley (1.4 spg; 1978-82)
- 137 by Derrick Lewis (1.1 spg; 1984-88)
- 136 by Kevin McLinton (1.5 spg; 1989-93)
- 123 by Ernest Graham (1.0 spg; 1977-81)
- 120 by Duane Simpkins (1.1 spg; 1993-1996)
- 119 by Albert King (1.0 spg; 1977-81)
- 114 by Evers Burns (1.0 spg; 1989-1993)
- 110 by Jeff Adkins (0.9 spg; 1981-85)  
by Adrian Branch (0.9 spg; 1981-85)



# Individual Records

## Blocks

### Game

- T1. 12 by Cedric Lewis at South Florida (1-20-91)  
by Derrick Lewis at James Madison (1-28-87)
- T3. 10 by Derrick Lewis vs. Md. Eastern Shore (2-27-87)  
by Derrick Lewis vs. Md. Baltimore County (2-18-87)  
by Derrick Lewis vs. Towson State (2-21-85)  
by Derrick Lewis vs. Tennessee (11-24-84)
- T7. 8 by Cedric Lewis vs. Georgia Tech (2-13-91)  
by Cedric Lewis vs. Md. Baltimore County (1-7-91)  
by Cedric Lewis vs. California-Irvine (12-11-90)  
by Larry Gibson vs. St. Joseph's (12-29-78)
- T11.7 by Joe Smith vs. Loyola (11-29-94)  
by Joe Smith vs. Virginia (2-1-95)  
by Joe Smith vs. Texas (3-18-95)  
by Cedric Lewis vs. Georgia Tech (2-1-91)  
by Cedric Lewis vs. Towson State (11-26-90)  
by Derrick Lewis vs. Virginia (3-1-86)  
by Derrick Lewis vs. Stanford (12-28-84)  
by Derrick Lewis vs. Md. Eastern Shore (12-13-84)  
by Derrick Lewis vs. Cleveland State (12-5-84)  
by Tony Massenburg vs. Md. Eastern Shore (12-1-88)  
by Larry Gibson vs. Syracuse (12-24-76)  
by Len Elmore vs. North Carolina (1-27-73)

### Season

- 1. 143 by Cedric Lewis (5.1 bpg; 1990-91)
- 2. 114 by Derrick Lewis (4.4 bpg; 1986-87)
- 3. 99 by Derrick Lewis (2.7 bpg; 1984-85)
- 4. 97 by Joe Smith (2.9 bpg; 1994-95)
- 5. 93 by Joe Smith (3.1 bpg; 1993-94)
- 6. 71 by Derrick Lewis (2.2 bpg; 1985-86)
- 7. 67 by Larry Gibson (2.5 bpg; 1976-77)
- 8. 58 by Larry Gibson (1.9 bpg; 1978-79)
- 9. 57 by Larry Gibson (2.0 bpg; 1977-78)
- 10. 55 by Derrick Lewis (1.8 bpg; 1987-88)
- 11. 49 by Cedric Lewis (1.5 bpg; 1989-90)

### Career

- 1. 339 by Derrick Lewis (2.7 bpg; 1984-88)
- 2. 239 by Cedric Lewis (2.5 bpg; 1987-90)
- 4. 190 by Joe Smith (3.0 bpg; 1994-1995)
- 5. 182 by Larry Gibson (1.8 bpg; 1975-79)
- 6. 97 by Tony Massenburg (0.9 bpg; 1985-90)
- 7. 87 by Len Bias (0.7 bpg; 1982-86)
- 8. 86 by Buck Williams (1.0 bpg; 1978-81)
- 9. 81 by Walt Williams (0.8 bpg; 1988-92)
- 10. 75 by Ben Coleman (1.2 bpg; 1982-84)
- 11. 72 by Keith Booth (0.5 bpg; 1994-97)
- 11. 64 by Evers Burns (0.6 bpg; 1990-93)
- 12. 62 by Mike Davis (1.4 bpg; 1977-78)
- 62 by Johnny Rhodes (0.5 bpg; 1993-96)
- 14. 61 by Chris Kirwan (1.1 bpg; 1992-93)
- 15. 53 by Obinna Ekezie (0.9 bpg; 1996-Present)
- 16. 50 by Taylor Baldwin (0.6 bpg; 1979-82)
- 50 by Adrian Branch (0.4 bpg; 1982-85)
- 50 by Albert King (0.4 bpg; 1978-81)
- 50 by Jerrod Mustaf (0.8 bpg; 1989-90)
- 50 by Charles Pittman (0.9 bpg; 1981-82)

## Field Goal Percentage

### Game (minimum 8 attempts)

- T1. 1.000 (8-8) by Obinna Ekezie vs. American (12-21-96)
- (8-8) by Joe Smith vs. Clemson (1-25-95)
- (8-8) by Buck Williams vs. Canisus (12-23-78)
- (8-8) by Gary Williams vs. South Carolina (12-10-66)
- (8-8) by Greg Manning vs. Fairleigh Dickinson (12-10-80)
- (8-8) by Ben Coleman vs. Duquesne (12-10-83)
- (8-8) by Ben Coleman vs. Wake Forest (2-26-84)

### Season (minimum 100 attempts)

- 1. .647 (183-283) by Buck Williams (1980-81)
- 2. .643 (196-305) by Greg Manning (1979-80)
- 3. .611 (102-167) by Charles Pittman (1981-82)
- 4. .608 (194-319) by Ben Coleman (1983-84)
- 5. .606 (143-236) by Buck Williams (1979-80)

### Career

- 1. .615 (446-725) by Buck Williams (1978-91)
- 2. .583 (623-1068) by Greg Manning (1977-81)
- 3. .576 (438-760) by Lawrence Pittman (1975-78)
- 4. .555 (699-1,259) by Tom McMillen (1971-74)
- 5. .551 (484-878) by Larry Gibson (1975-79)
- 6. .550 (451-819) by Joe Smith (1994-95)
- 7. .524 (166-317) by Obinna Ekezie (1996-Present)
- (524-1001) by Tony Massenburg (1985-90)

## Free Throw Percentage

### Game (minimum 10 attempts)

- T1. 1.000 (14-14) by Jerry Greenspan vs. Minnesota (12-10-60)
- (13-13) by Len Bias vs. North Carolina (2-20-86)
- (13-13) by Lee Brawley vs. North Carolina (1-2-51)
- (12-12) by Duane Simpkins vs. Kentucky (11-24-95)
- (12-12) by Matt Roe vs. Wake Forest (2-23-91)
- (12-12) by Tony Massenburg at Penn State (3-19-90)
- (12-12) by Bill Stasiulatis vs. Wake Forest (3-3-61)
- (12-12) by Lee Brawley vs. North Carolina (1-2-1951)
- (12-12) by Bob Kessler vs. George Washington (1-5-56)
- (11-11) by Duane Simpkins vs. Virginia (3-5-94)
- (10-10) by Tom Milroy vs. Penn State (11-30-68)
- (10-10) by Jerry Bechtel vs. North Carolina (2-23-60)
- 9 .929 (13-14) by Walt Williams vs. North Carolina (1-10-90)

### Season (minimum 50 attempts)

- 1. .908 (79-87) by Greg Manning (1979-80)
- 2. .864 (209-242) by Len Bias (1985-86)
- 3. .863 (57-66) by Jo Jo Hunter (1977-78)
- 4. .862 (50-58) by Keith Gatlin (1984-85)
- 5. .857 (66-77) by Greg Manning (1978-79)

### Career

- 1. .858 (315-367) by Greg Manning (1977-81)
- 2. .812 (311-383) by Duane Simpkins (1993-1995)
- 3. .809 (418-517) by Jim O'Brien (1971-73)
- 4. .799 (409-512) by Tom McMillen (1971-74)
- 5. .795 (163-205) by Keith Gatlin (1983-88)

# Individual Records

## FRESHMAN SCORING AND REBOUNTING LEADERS

### Points

1. 582 by Joe Smith (1993-94)
2. 442 by Adrian Branch (1981-82)
3. 425 by John Lucas (1972-73)
4. 392 by Johnny Rhodes (1992-93)
5. 381 by Albert King (1977-78)
6. 371 by Jerrod Mustaf (1988-89)
7. 369 by Steve Hood (1986-87)
8. 364 by Brad Davis (1974-75)
9. 363 by Brian Williams (1987-88)
10. 338 by Greg Manning (1977-78)
11. 324 by Keith Booth (1993-94)
12. 316 by Exree Hipp (1992-93)
13. 300 by Buck Williams (1978-79)
14. 269 by Jo Jo Hunter (1976-77)
15. 221 by Derrick Lewis (1984-85)

### Rebounds

1. 323 by Buck Williams (1978-79)
2. 322 by Joe Smith (1993-94)
3. 241 by Derrick Lewis (1984-85)
4. 202 by Jerrod Mustaf (1988-89)
5. 187 by Albert King (1977-78)
6. 183 by Keith Booth (1993-94)
7. 173 by Brian Williams (1987-88)
8. 157 by Larry Gibson (1975-76)
9. 145 by Johnny Rhodes (1992-93)
10. 138 by Exree Hipp (1992-93)
11. 125 by Len Bias (1982-83)
- 125 by Adrian Branch (1981-82)
13. 103 by Steve Hood (1986-87)
14. 95 by Brad Davis (1974-75)
15. 92 by Walt Williams (1988-89)

## SOPHOMORE SCORING AND REBOUNTING LEADERS

### Points

1. 708 by Joe Smith (1994-95)
2. 667 by Tom McMillen (1971-72)
3. 609 by Jerrod Mustaf (1989-90)
4. 564 by John Lucas (1973-74)
5. 541 by Adrian Branch (1982-83)
6. 499 by Ernest Graham (1978-79)
7. 488 by Len Bias (1983-84)
8. 444 by Albert King (1978-79)
9. 420 by Walt Williams (1989-90)
10. 416 by Steve Sheppard (1974-75)
11. 401 by Charles McNeil (1957-58)
12. 397 by Exree Hipp (1993-94)
13. 389 by Howard White (1970-71)
14. 374 by Johnny Rhodes (1993-94)
15. 371 by Buck Williams (1979-80)

### Rebounds

1. 362 by Joe Smith (1994-95)
2. 351 by Len Elmore (1971-72)
3. 306 by Tom McMillen (1971-72)
4. 254 by Jerrod Mustaf (1989-90)
5. 265 by Al Bunge (1957-58)
6. 249 by Lawrence Boston (1975-76)
7. 247 by Keith Booth (1994-95)
8. 242 by Buck Williams (1979-80)
9. 228 by Larry Gibson (1976-77)
10. 224 by Barry Yates (1970-71)
11. 222 by Derrick Lewis (1985-86)
12. 220 by Sparky Still (1969-70)
13. 217 by Steve Sheppard (1974-75)
14. 213 by Herman Veal (1981-82)
15. 204 by Evers Burns (1990-91)

## JUNIOR CLASS SCORING AND REBOUNTING

### Points

1. 701 by Len Bias (1984-85)
2. 674 by Albert King (1979-80)
3. 616 by Tom McMillen (1972-73)
4. 605 by Will Hetzel (1968-69)
5. 510 by Derrick Lewis (1986-87)
6. 494 by Steve Sheppard (1975-76)
7. 483 by Ernest Graham (1979-80)
8. 482 by Buck Williams (1980-81)
9. 481 by Tony Massenburg (1988-89)
10. 475 by Johnny Rhodes (1994-95)
11. 471 by Greg Manning (1979-80)
12. 469 by John Lucas (1974-75)
- 469 by Gary Ward (1964-65)
14. 461 by Exree Hipp (1994-95)
- 461 by Evers Burns (1991-92)

### Rebounds

1. 363 by Buck Williams (1980-81)
2. 318 by Will Hetzel (1968-69)
3. 290 by Len Elmore (1972-73)
4. 284 by Tom McMillen (1972-73)
5. 271 by Gary Ward (1964-65)
6. 253 by Larry Gibson (1977-78)
7. 251 by Len Bias (1984-85)
8. 248 by Derrick Lewis (1986-87)
9. 246 by Steve Sheppard (1975-76)
10. 242 by Ben Coleman (1982-83)
11. 241 by Al Bunge (1958-59)
12. 235 by Jerry Greenspan (1961-62)
13. 233 by Keith Booth (1995-96)
14. 230 by Ernest Graham (1979-80)
15. 229 by Rod Horst (1968-69)

## SENIOR CLASS SCORERS AND REBOUNDERS

### Points

1. 776 by Walt Williams (1991-92)
2. 743 by Len Bias (1985-86)
3. 671 by Adrian Branch (1984-85)
4. 654 by Gene Shue (1953-54)
5. 624 by Keith Booth (1996-97)
6. 559 by Albert King (1980-81)
7. 557 by John Lucas (1975-76)
- 557 by Tony Massenburg (1989-90)
9. 524 by Tom McMillen (1973-74)
10. 518 by Evers Burns (1992-93)
11. 502 by Johnny Rhodes (1995-96)
12. 498 by Jim O'Brien (1972-73)
13. 497 by Matt Roe (1990-91)
14. 491 by Ben Coleman (1983-84)
15. 490 by Bob Kessler (1955-56)

### Rebounds

1. 412 by Len Elmore (1973-74)
2. 336 by Bob Kessler (1955-56)
3. 321 by Tom Roy (1974-75)
4. 314 by Tony Massenburg (1989-90)
5. 269 by Ben Coleman (1983-84)
- 269 by Tom McMillen (1973-74)
7. 258 by Rod Horst (1971-70)
8. 257 by Larry Gibson (1978-79)
9. 253 by Keith Booth (1996-97)
10. 250 by Bob Everett (1954-55)
11. 249 by Evers Burns (1992-93)
12. 241 by Gary Ward (1965-66)
13. 237 by Derrick Lewis (1987-88)
14. 233 by Derrick Lewis (1987-88)
15. 226 by Owen Brown (1974-75)

## FRESHMAN SCORING AVERAGE AND REBOUNTING AVERAGE LEADERS

### Scoring Average

1. 19.7 by Joe Smith (1993-94)
2. 15.2 by Adrian Branch (1981-82)
3. 14.3 by Jerrod Mustaf (1988-89)
4. 14.2 by Steve Hood (1986-87)
- 14.2 by John Lucas (1972-73)
6. 14.0 by Johnny Rhodes (1992-93)
7. 13.6 by Albert King (1977-78)
8. 12.8 by Brad Davis (1974-75)
9. 12.3 by Brian Williams (1987-88)
10. 12.1 by Greg Manning (1977-78)
11. 11.8 by Larry Gibson (1975-76)
12. 11.3 by Exree Hipp (1992-93)
13. 10.6 by Keith Booth (1993-94)
14. 10.0 by Buck Williams (1978-79)
- 10.0 by Jo Jo Hunter (1976-77)

### Rebound Average

1. 10.7 by Joe Smith (1993-94)
2. 10.0 by Buck Williams (1978-79)
3. 9.8 by Larry Gibson (1975-76)
4. 7.8 by Jerrod Mustaf (1988-89)
5. 6.7 by Albert King (1977-78)
6. 6.5 by Derrick Lewis (1984-85)
7. 6.1 by Keith Booth (1993-94)
8. 6.0 by Brian Williams (1987-88)
9. 5.2 by Johnny Rhodes (1992-93)
10. 4.9 by Exree Hipp (1992-93)
11. 4.3 by Adrian Branch (1981-82)
12. 4.2 by Len Bias (1982-83)
13. 3.9 by Steve Hood (1986-87)
14. 3.5 by Walt Williams (1988-89)
15. 3.3 by Brad Davis (1974-75)

## SOPHOMORE SCORING AVERAGE AND REBOUNTING AVERAGE LEADERS

### Scoring Average

1. 21.2 by Tom McMillen (1971-72)
2. 20.8 by Joe Smith (1994-95)
3. 20.1 by John Lucas (1973-74)
4. 19.7 by Jay McMillen (1964-65)
5. 18.7 by Adrian Branch (1982-83)
6. 18.5 by Jerrod Mustaf (1989-90)
7. 16.6 by Ernest Graham (1978-79)
8. 16.3 by Jim O'Brien (1970-71)
9. 15.9 by Albert King (1978-79)
10. 15.6 by Howard White (1970-71)
- 15.6 by Buck Williams (1979-80)
12. 15.3 by Len Bias (1983-84)
13. 15.0 by Pete Johnson (1966-67)
14. 14.8 by Charles McNeil (1957-58)
15. 14.6 by Will Hetzel (1967-68)

### Rebound Average

1. 11.0 by Len Elmore (1971-72)
2. 10.7 by Joe Smith (1994-95)
3. 10.1 by Buck Williams (1979-80)
4. 9.8 by Tom McMillen (1971-72)
5. 9.1 by Al Bunge (1957-58)
6. 8.9 by Lawrence Boston (1975-76)
7. 8.6 by Barry Yates (1970-71)
8. 8.5 by Sparky Still (1969-70)
9. 8.4 by Larry Gibson (1976-77)
10. 7.8 by Will Hetzel (1967-68)
- 7.8 by Jim O'Brien (1970-71)
12. 7.7 by Jerrod Mustaf (1989-90)
13. 7.5 by Jim Halleck (1956-57)
- 7.5 by Steve Sheppard (1974-75)
15. 7.4 by Gary Ward (1963-64)



# Individual Records

## JUNIOR SCORING AVERAGE AND /REBOUNTING AVERAGE LEADERS

**Scoring Average**

- 23.3 by Will Hetzel (1968-69)
- 21.7 by Albert King (1979-80)
- 21.2 by Tom McMillen (1972-73)
- 20.9 by Bob Kessler (1954-55)
- 19.6 by Derrick Lewis (1986-87)
- 19.5 by John Lucas (1974-75)
- 18.9 by Len Bias (1984-85)
- 18.7 by Walt Williams (1990-91)
- 18.0 by Gary Ward (1964-65)
- 17.8 by Charles McNeil (1958-59)
- 17.6 by Steve Sheppard (1975-76)
- 16.6 by Tony Massenburg (1988-89)
- 15.9 by Evers Burns (1991-92)
- 15.8 by Jay McMillen (1965-66)
- 15.7 by Greg Manning (1979-80)

**Rebounding Average**

- 12.2 by Will Hetzel (1968-69)
- 11.7 by Buck Williams (1980-81)
- 11.2 by Len Elmore (1972-73)
- 11.8 by Bob Eicher (1961-62)
- 11.6 by Al Bunge (1958-59)
- 11.0 by Bob Kessler (1954-55)
- 10.4 by Gary Ward (1964-65)
- 10.1 by Rod Horst (1968-69)
- 9.8 by Tom McMillen (1972-73)
- 9.5 by Derrick Lewis (1986-87)
- 9.4 by Jerry Greenspan (1961-62)
- 9.0 by Larry Gibson (1977-78)
- 8.8 by Steve Sheppard (1975-76)
- 8.1 by Ben Coleman (1982-83)

## SENIOR SCORING AVERAGE AND /REBOUNTING AVERAGE LEADERS

**Scoring Average**

- 26.8 by Walt Williams (1991-92)
- 23.2 by Len Bias (1985-86)
- 20.4 by Bob Kessler (1955-56)
- 19.9 by John Lucas (1975-76)
- 19.5 by Keith Booth (1996-97)
- 19.4 by Tom McMillen (1973-74)
- 18.5 by Evers Burns (1992-93)
- 18.1 by Adrian Branch (1984-85)
- 18.0 by Albert King (1980-81)
- 18.0 by Tony Massenburg (1989-90)
- 17.8 by Charles McNeil (1959-60)
- 17.4 by Jerry Greenspan (1962-63)
- 17.2 by Gary Ward (1965-66)
- 16.7 by Johnny Rhodes (1995-96)
- 16.7 by Al Bunge (1959-60)

**Rebounding Average**

- 14.7 by Len Elmore (1973-74)
- 14.0 by Bob Kessler (1955-56)
- 12.6 by Al Bunge (1959-60)
- 11.1 by Tom Roy (1974-75)
- 10.7 by Bob McDonald (1960-61)
- 10.4 by Bob Everett (1954-55)
- 10.1 by Tony Massenburg (1989-90)
- 10.0 by Tom McMillen (1973-74)
- 9.9 by Rod Horst (1969-70)
- 9.6 by Gary Ward (1965-66)
- 8.9 by Evers Burns (1992-93)
- 8.8 by Jerry Greenspan (1962-63)
- 8.6 by Larry Gibson (1978-79)
- 8.4 by Ben Coleman (1983-84)
- 8.3 by Cedric Lewis (1990-91)

## ASSIST LEADERS BY CLASS FRESHMAN ASSISTS

No.	Assists	Player, Year
1.	178	by John Lucas (1972-73)
2.	148	by Keith Gatlin (1983-84)
3.	134	by Brad Davis (1974-75)
4.	128	by Dutch Morley (1978-79)
5.	111	by Teyon McCoy (1986-87)
6.	91	by Johnny Rhodes (1992-93)
7.	87	by Exree Hipp (1992-93)
8.	85	by Terrell Stokes (1995-96)
9.	74	by Greg Manning (1977-78)
10.	67	by Duane Simpkins (1992-93)
11.	66	by Walt Williams (1988-89)
12.	65	by Keith Booth (1993-94)
13.	64	by Albert King (1977-78)
14.	56	by Steve Hood (1986-87)
15.	52	by Jeff Adkins (1981-82)

## SOPHOMORE ASSISTS

No.	Assists	Player, Year
1.	165	by Brad Davis (1975-76)
2.	159	by John Lucas (1973-74)
3.	143	by Terrell Stokes (1996-97)
4.	136	by Duane Simpkins (1993-94)
5.	124	by Dutch Morley (1979-80)
6.	123	by Kevin McLinton (1990-91)
7.	122	by Johnny Rhodes (1993-94)
8.	121	by Jeff Adkins (1982-82)
9.	94	by Jesse Martin 1989-90)
10.	88	by Reggie Jackson (1979-80)
11.	85	by John Johnson (1986-76)
12.	78	by Laron Profit (1996-97)
13.	76	by Exree Hipp (1993-94)
14.	70	by Bill Bryant (1977-78)
	70	by Jim O'Brien (1970-71)

## JUNIOR ASSISTS

No.	Assists	Player, Year
1.	204	by Keith Gatlin (1985-86)
2.	172	by Rudy Archer (1987-88)
3.	162	by Duane Simpkins (1994-95)
4.	154	by Kevin McLinton (1991-92)
5.	136	by Ernest Graham (1979-80)
6.	132	by Brad Davis (1976-77)
7.	126	by Johnny Rhodes (1994-95)
8.	119	by Jeff Adkins (1983-84)
9.	109	by Exree Hipp (1994-95)
10.	102	by Sarunas Jasikevicius (1996-97)
11.	93	by Howard White (1971-72)
12.	91	by John Lucas (1974-75)
	91	by Walt Williams (1990-91)
14.	86	by Albert King (1979-80)
15.	84	by Dutch Morley (1980-81)

## SENIOR ASSISTS

No.	Assists	Player, Year
1.	175	by Kevin McLinton (1992-93)
2.	135	by Greg Nared (1988-89)
	135	by Mickey Wiles (1969-70)
4.	124	by Dutch Morley (1981-82)
5.	121	by Bob Bodell (1972-73)
6.	120	by Ernest Graham (1980-81)
7.	118	by Duane Simpkins (1995-96)
8.	104	by Walt Williams (1991-92)
9.	101	by Jeff Baxter (1985-86)
10.	97	by John Johnson (1988-89)
11.	92	by Albert King (1980-81)
12.	91	by Vince Broadnax (1991-92)
13.	86	by John Lucas (1975-76)
14.	85	by Greg Manning (1980-81)
15.	82	by Keith Booth (1996-97)



Jim O'Brien is among the all-time leaders in free throws attempted.

# Individual Records

## STEALS LEADERS BY CLASS

Note - Steal totals are not available prior to the 1977 season and were not kept as an official NCAA statistic until 1986 season.

### FRESHMAN

No.	Steals	Player, Year
1.	71	by Johnny Rhodes (1992-93)
2.	45	by Keith Booth (1993-94)
3.	43	by Dutch Morley (1978-79)
4.	42	by Joe Smith (1993-94)
5.	40	by Laron Profit (1995-96)
6.	38	by Terrell Stokes (1995-96)
7.	35	by Exree Hipp (1992-93)
8.	33	by Walt Williams (1988-89)
9.	29	by Jeff Adkins (1981-82)
10.	24	by Jo Jo Hunter (1976-77)
11.	23	by Steve Hood (1986-87)
12.	21	by Albert King (1977-78)
13.	20	by Keith Gatlin (1983-84)
	20	by Teyon McCoy (1986-87)
15.	19	by Duane Simpkins (1995-96)
		by Jerrod Mustaf (1988-89)

### SOPHOMORE

No.	Steals	Player, Year
1.	78	by Johnny Rhodes (1993-94)
2.	64	by Dutch Morley (1979-80)
3.	57	by Laron Profit (1996-97)
	57	by Walt Williams (1989-90)
5.	51	by Joe Smith (1994-95)
6.	45	by Terrell Stokes (1996-97)
	45	by Duane Simpkins (1993-94)
8.	39	by Kevin McLinton (1990-91)
9.	37	by Derrick Lewis (1985-86)
10.	35	by Exree Hipp (1993-94)
11.	34	by Reggie Jackson (1979-80)
12.	33	by Obinna Ekezie (1996-97)
13.	30	by Albert King (1978-79)
14.	27	by Keith Gatlin (1984-85)
15.	26	by Jo Jo Hunter (1977-78)
	26	by Jesse Martin (1989-90)

### JUNIOR

No.	Steals	Player, Year
1.	85	by Johnny Rhodes (1994-95)
2.	47	by Kevin McLinton (1991-92)
3.	43	by Ernest Graham (1979-80)
4.	42	by Albert King (1979-80)
5.	41	by Keith Booth (1995-96)
6.	38	by Sarunas Jasikevicius (1996-97)
	38	by Rudy Archer (1987-88)
	38	by Derrick Lewis (1986-87)
9.	34	by Len Bias (1984-85)
	34	by Evers Burns (1991-92)
11.	32	by Exree Hipp (1995-94)
12.	30	by Dutch Morley (1980-81)
13.	29	by Adrian Branch (1983-84)
	29	by Buck Williams (1980-81)
15.	28	by Duane Simpkins (1994-95)
	28	by Walt Williams (1990-91)

## SENIOR

No.	Steals	Player, Year
1.	110	by Johnny Rhodes (1995-96)
2.	64	by Keith Booth (1996-97)
3.	60	by Walt Williams (1991-92)
4.	47	by Evers Burns (1992-93)
5.	46	by Kevin McLinton (1992-93)
	46	by Greg Nared (1988-89)
7.	45	by Adrian Branch (1984-85)
	45	by Derrick Lewis (1987-88)
9.	42	by Ernest Graham (1980-81)
	42	by Cedric Lewis (1990-91)
11.	40	by Vince Broadnax (1991-92)
12.	37	by Jeff Adkins (1984-85)
13.	33	by Dutch Morley (1981-82)
14.	28	by Duane Simpkins (1995-96)
		by Tony Massenburg (1989-90)

## BLOCKED SHOTS LEADERS BY CLASS

Note - Blocked shot totals are not available prior to the 1977 season and were not kept as an official NCAA statistic until 1986 season.

### FRESHMAN

No.	Blocked Shots	Name, Year
1.	99	by Derrick Lewis (1984-85)
2.	93	by Joe Smith (1993-94)
3.	36	by Brian Williams (1987-88)
4.	28	by Jerrod Mustaf (1988-89)
5.	25	by Buck Williams (1978-79)
6.	20	by Obinna Ekezie (1995-96)
7.	17	by Keith Booth (1993-94)
8.	13	by Walt Williams (1988-89)
9.	12	by Johnny Rhodes (1992-93)
10.	11	by Adrian Branch (1981-82)
	11	by Ernest Graham (1977-78)
	11	by Albert King (1977-78)
	11	by Cedric Lewis (1987-88)
	11	by Tony Massenburg (1985-86)
15.	10	by Sarunas Jasikevicius (1994-95)
	10	by Exree Hipp (1992-93)

### SOPHOMORES

No.	Blocked Shots	Name, Year
1.	97	by Joe Smith (1994-95)
2.	71	by Derrick Lewis (1985-86)
3.	43	by Keith Booth (1994-95)
4.	36	by Cedric Lewis (1988-89)
5.	34	by Walt Williams (1989-90)
6.	33	by Obinna Ekezie (1996-97)
7.	32	by Buck Williams (1979-80)
8.	22	by Jerrod Mustaf (1989-90)
9.	21	by Laron Profit (1996-97)
	21	by Johnny Rhodes (1993-94)
11.	16	by Len Bias (1983-84)
12.	15	by Exree Hipp (1993-94)
13.	13	by Nick Bosnic (1993-94)
14.	11	by Adrian Branch (1982-83)
	11	by Mario Lucas (1993-94)

## JUNIORS

No.	Blocked Shots	Name, Year
1.	114	by Derrick Lewis (1986-87)
2.	57	by Larry Gibson (1977-78)
3.	49	by Cedric Lewis (1989-90)
4.	33	by Len Bias (1984-85)
	33	by Ben Coleman (1982-83)
6.	31	by Lawrence Boston (1976-77)
	31	by Chris Kerwin (1991-92)
8.	29	by Buck Williams (1980-81)
9.	27	by Tony Massenburg (1988-89)
10.	24	by Evers Burns (1991-92)
11.	23	by Keith Booth (1995-96)
12.	19	by Charles Pittman (1980-81)
13.	18	by Johnny Rhodes (1994-95)
	18	by Albert King (1979-80)
15.	14	by Terry Long (1985-86)

## SENIORS

No.	Blocked Shots	Name, Year
1.	143	by Cedric Lewis (1990-91)
2.	58	by Larry Gibson (1978-79)
3.	55	by Derrick Lewis (1987-88)
4.	42	by Ben Coleman (1983-84)
5.	37	by Tony Massenburg (1989-90)
6.	36	by Chris Kerwin (1992-93)
7.	31	by Charles Pittman (1980-81)
8.	28	by Walt Williams (1991-92)
9.	22	by Evers Burns (1992-93)
10.	19	by Keith Booth (1996-97)
11.	18	by Adrian Branch (1984-85)
12.	17	by Lawrence Boston (1977-78)
13.	15	by Mario Lucas (1995-96)
14.	14	by Len Bias (1985-86)
	14	by Ernest Graham (1980-81)



Charles Pittman led the Terps in blocked shots during the 1982 season.



# Individual Records

## FIELD GOALS MADE LEADERS BY CLASS

### FRESHMAN

No.	Field Goals Made	Player, Year
1.	190	by John Lucas (1972-73)
2.	168	by Joe Smith (1993-94)
3.	164	by Adrian Branch (1981-82)
	164	by Albert King (1977-78)
5.	157	by Jerrod Mustaf (1988-89)
6.	149	by Johnny Rhodes (1992-93)
7.	141	by Brad Davis (1974-75)
8.	136	by Steve Hood (1986-87)
9.	130	by Exree Hipp (1992-93)
10.	123	by Greg Manning (1977-78)
11.	120	by Buck Williams (1978-79)
12.	113	by Jo Jo Hunter (1976-77)
13.	88	by Derrick Lewis (1984-85)
14.	87	by Keith Booth (1993-94)
15.	86	by Len Bias (1982-83)

### SOPHOMORE

No.	Field Goals Made	Player, Year
1.	253	by John Lucas (1973-74)
2.	245	by Joe Smith (1994-95)
3.	236	by Jerrod Mustaf (1989-90)
4.	235	by Tom McMillen (1971-72)
5.	222	by Ernest Graham (1978-79)
6.	211	by Len Bias (1983-84)
7.	206	by Jay McMillen (1964-65)
8.	197	by Adrian Branch (1982-83)
9.	191	by Albert King (1978-79)
10.	166	by Steve Sheppard (1974-75)
11.	160	by Laron Profit (1996-97)
12.	157	by Howard White (1970-71)
13.	151	by Charles McNeil (1957-58)
14.	150	by Exree Hipp (1993-94)
15.	148	by Will Hetzel (1967-68)
	148	by Johnny Rhodes (1993-94)

### JUNIORS

No.	Field Goals Made	Player, Year
1.	275	by Albert King (1979-80)
2.	274	by Len Bias (1984-85)
3.	250	by Tom McMillen (1972-73)
4.	233	by Will Hetzel (1968-69)
5.	203	by Steve Sheppard (1975-76)
6.	202	by Ernest Graham (1979-80)
7.	197	by Tony Massenburg (1988-89)
8.	196	by Greg Manning (1979-80)
9.	195	by Derrick Lewis (1986-87)
10.	190	by Johnny Rhodes (1994-95)
	190	by Evers Burns (1991-92)
12.	186	by John Lucas (1974-75)
13.	183	by Buck Williams (1980-81)
14.	182	by Ben Coleman (1982-83)
15.	170	by Exree Hipp (1994-95)

### SENIORS

No.	Field Goals Made	Player, Year
1.	270	by Adrian Branch (1984-85)
2.	267	by Len Bias (1985-86)
3.	156	by Walt Williams (1991-92)
4.	233	by John Lucas (1975-76)
5.	232	by Albert King (1980-81)
6.	214	by Tom McMillen (1973-74)
7.	211	by Evers Burns (1992-93)
8.	206	by Tony Massenburg (1989-90)
9.	205	by Keith Booth (1996-97)
10.	203	by Jim O'Brien (1972-73)
11.	197	by Johnny Rhodes (1995-96)
12.	194	by Ben Coleman (1983-84)
13.	188	by Ernest Graham (1980-81)
14.	184	by Owen Brown (1974-75)
	184	by Derrick Lewis (1987-88)

### CAREER TOTAL

No.	Field Goals Made	Player, Year
1.	862	by Albert King (1977-81)
	862	by John Lucas (1972-76)
3.	838	by Len Bias (1982-86)
4.	767	by Adrian Branch (1981-85)
5.	699	by Tom McMillen (1971-74)
6.	686	by Ernest Graham (1977-81)
7.	684	by Johnny Rhodes (1993-96)
8.	623	by Greg Manning (1977-81)
9.	589	by Keith Booth (1996-97)
10.	583	by Walt Williams (1988-92)
11.	564	by Derrick Lewis (1984-88)
12.	547	by Will Hetzel (1967-70)
13.	545	by Evers Burns (1989-93)
14.	524	by Exree Hipp (1993-96)
	524	by Tony Massenburg (1985-90)

## FIELD GOALS ATTEMPTED LEADERS BY CLASS

### FRESHMAN

No.	Field Goals Attempted	Player, Year
1.	395	by Joe Smith (1993-94)
2.	355	by Johnny Rhodes (1992-93)
3.	353	by John Lucas (1972-73)
4.	346	by Adrian Branch (1981-82)
5.	327	by Albert King (1977-78)
6.	302	by Jerrod Mustaf (1988-89)
7.	290	by Steve Hood (1986-87)
8.	270	by Exree Hipp (1992-93)
9.	249	by Keith Booth (1993-94)
10.	243	by Brad Davis (1974-75)
11.	227	by Jo Jo Hunter (1976-77)
12.	215	by Greg Manning (1977-78)
13.	206	by Buck Williams (1978-79)
14.	198	by Jeff Adkins (1981-82)
15.	189	by Derrick Lewis (1984-85)

### SOPHOMORE

No.	Field Goals Attempted	Player, Year
1.	495	by John Lucas (1973-74)
2.	454	by Ernest Graham (1978-79)
3.	446	by Jerrod Mustaf (1989-90)
4.	428	by Tom McMillen (1971-72)
5.	424	by Joe Smith (1994-95)
	424	by Jay McMillen (1964-65)
7.	420	by Adrian Branch (1982-83)
8.	372	by Len Bias (1983-84)
9.	363	by Howard White (1970-71)

10.	353	by Johnny Rhodes (1993-94)
11.	350	by Will Hetzel (1967-68)
12.	343	by Charles McNeil (1957-58)
13.	337	by Laron Profit (1996-97)
14.	327	by Albert King (1978-79)
15.	325	by Bob O'Brien (1954-55)

### JUNIOR

No.	Field Goals Attempted	Player, Year
1.	527	by Will Hetzel (1968-69)
2.	519	by Len Bias (1984-85)
3.	497	by Albert King (1979-80)
4.	468	by Bob Kessler (1954-55)
5.	427	by Tom McMillen (1972-73)
6.	403	by Ernest Graham (1979-80)
7.	386	by Gary Ward (1964-65)
8.	368	by Evers Burns (1991-92)
9.	367	by Pete Johnson (1967-68)
10.	362	by Johnny Rhodes (1994-95)
11.	357	by Jay McMillen (1965-66)
12.	358	by Tony Massenburg (1988-89)
	358	by Steve Sheppard (1975-76)
14.	344	by Jim O'Brien (1971-72)
15.	339	by John Lucas (1974-75)

### SENIOR

No.	Field Goals Attempted	Player, Year
1.	542	by Walt Williams (1991-92)
2.	529	by Adrian Branch (1984-85)
3.	491	by Len Bias (1985-86)
4.	469	by Gene Shue (1953-54)
5.	462	by Albert King (1980-81)
6.	456	by John Lucas (1975-76)
7.	437	by Keith Booth (1996-97)
8.	417	by Evers Burns (1992-93)
9.	408	by Tony Massenburg (1989-90)
10.	404	by Tom McMillen (1973-74)
11.	399	by Bob Kessler (1955-56)
12.	393	by Gary Ward (1965-66)
13.	366	by Ernest Graham (1980-81)
	366	by Jim O'Brien (1972-73)
15.	365	by Will Hetzel (1969-70)

## TOTAL CAREER FIELD GOALS ATTEMPTED

No.	Field Goals Attempted	Player, Year
1.	1,673	by Albert King (1977-81)
2.	1,643	by John Lucas (1972-76)
3.	1,579	by Adrian Branch (1981-85)
4.	1,562	by Len Bias (1982-86)
5.	1,482	by Johnny Rhodes (1993-96)
6.	1,363	by Ernest Graham (1977-81)
7.	1,291	by Keith Booth (1996-97)
8.	1,259	by Tom McMillen (1971-74)
9.	1,251	by Walt Williams (1988-92)
10.	1,242	by Will Hetzel (1967-70)
11.	1,125	by Jay McMillen (1964-67)
12.	1,092	by Evers Burns (1989-93)
13.	1,070	by Johnny Rhodes (1993-96)
14.	1,068	by Greg Manning (1977-81)
15.	1,044	by Derrick Lewis (1984-88)

# Individual Records

## FREE THROWS MADE LEADERS BY CLASS

### FRESHMAN

1. 168 by Joe Smith (1993-94)
2. 114 by Adrian Branch (1981-82)
3. 92 by Greg Manning (1977-78)
4. 87 by Keith Booth (1993-94)
5. 82 by Brad Davis (1974-75)
6. 65 by Al Bunge (1957-58)
7. 62 by Steve Hood (1986-87)
8. 60 by Buck Williams (1978-79)
9. 53 by Albert King (1977-78)
- 53 by Jerrod Mustaf (1988-89)
11. 51 by Brian Williams (1987-88)
12. 48 by Keith Gatlin (1983-84)
13. 45 by Jeff Adkins (1981-82)
- 45 by Derrick Lewis (1984-85)
- 45 by John Lucas (1972-73)

### SOPHOMORE

1. 209 by Joe Smith (1994-95)
2. 197 by Tom McMillen (1971-72)
3. 134 by Jim O'Brien (1970-71)
4. 133 by Jim Halleck (1956-57)
5. 127 by Jerrod Mustaf (1989-90)
6. 118 by Adrian Branch (1982-83)
7. 114 by Keith Booth (1994-95)
8. 112 by Bill Stasulatis (1960-61)
9. 104 by Walt Williams (1989-90)
10. 100 by Jay McMillen (1964-65)
11. 99 by Charles McNeil (1957-58)
- 99 by Herman Veal (1981-82)
13. 95 by Len Elmore (1971-72)
14. 92 by Obinna Ekezie (1996-97)
- 92 by Brad Davis (1975-76)

### JUNIORS

1. 162 by Keith Booth (1995-96)
2. 153 by Len Bias (1984-85)
3. 139 by Will Hetzel (1968-69)
4. 131 by Bob Kessler (1954-55)
5. 130 by Jerry Greenspan (1961-62)
6. 124 by Albert King (1979-80)
7. 119 by Derrick Lewis (1986-87)
8. 116 by Tom McMillen (1972-73)
- 116 by Buck Williams (1980-81)
10. 115 by Charles McNeil (1958-59)
11. 106 by Duane Simpkins (1994-95)
12. 99 by Exree Hipp (1994-95)
- 99 by Gary Ward (1964-65)
14. 97 by John Lucas (1974-75)
15. 96 by Kevin McLinton (1991-92)

### SENIORS

1. 213 by Keith Booth (1996-97)
2. 209 by Len Bias (1985-86)
3. 175 by Walt Williams (1991-92)
4. 174 by Bob Kessler (1955-56)
5. 145 by Tony Massenburg (1989-90)
6. 143 by Jerry Greenspan (1962-63)
7. 131 by Adrian Branch (1984-85)
8. 125 by Bob Everett (1954-55)
- 125 by Kevin McLinton (1992-93)
10. 124 by John Johnson (1988-89)
11. 123 by Al Bunge (1959-60)
12. 103 by Ben Coleman (1983-84)
13. 100 by Jay McMillen (1966-67)
- 100 by Tom Young (1957-58)
15. 96 by Evers Burns (1992-93)
- 96 by Tom McMillen (1973-74)

## CAREER

1. 576 by Keith Booth (1994-97)
2. 470 by Len Bias (1982-86)
3. 454 by Adrian Branch (1981-85)
4. 409 by Tom McMillen (1971-74)
5. 386 by Bob Kessler (1953-56)
6. 384 by Walt Williams (1988-92)
7. 377 by Joe Smith (1994-95)
8. 363 by Keith Booth (1994-97)
9. 334 by Albert King (1977-81)
10. 317 by Jerry Greenspan (1960-63)
11. 315 by Greg Manning (1977-81)
12. 314 by Derrick Lewis (1984-85)
13. 311 by Daune Simpkins (1995-96)
14. 306 by Tony Massenburg (1985-90)
15. 301 by Jim O'Brien (1970-73)

## TOP 15 FREE THROWS MADE SEASONS

1. 213 by Keith Booth (1996-97)
2. 209 by Joe Smith (1994-95)
- 209 by Len Bias (1985-86)
4. 197 by Tom McMillen (1971-72)
5. 175 by Walt Williams (1991-92)
6. 174 by Bob Kessler (1955-56)
7. 168 by Joe Smith (1993-94)
8. 162 by Keith Booth (1995-96)
9. 153 by Len Bias (1984-85)
10. 145 by Tony Massenburg (1989-90)
11. 143 by Jerry Greenspan (1962-63)
12. 139 by Will Hetzel (1968-69)
13. 134 by Jim O'Brien (1970-71)
14. 133 by Jim Halleck (1956-57)
15. 131 by Bob Kessler (1954-55)
- 131 by Adrian Branch (1984-85)

## FREE THROWS ATTEMPTED BY CLASS

### FRESHMAN

1. 229 by Joe Smith (1993-94)
2. 149 by Adrian Branch (1981-82)
- 149 by Keith Booth (1993-94)
4. 109 by Buck Williams (1978-79)
5. 108 by Greg Manning (1977-78)
6. 100 by Brad Davis (1974-75)
7. 95 by Steve Hood (1986-87)
8. 82 by Albert King (1977-78)
9. 76 by Brian Williams (1987-88)
10. 74 by Jerrod Mustaf (1988-89)
11. 72 by Derrick Lewis (1984-85)
12. 67 by John Johnson (1985-86)
13. 66 by Len Bias (1982-83)
- 66 by Johnny Rhodes (1992-93)
15. 64 by Jeff Adkins (1981-82)

### SOPHOMORE

1. 282 by Joe Smith (1994-95)
2. 241 by Tom McMillen (1971-72)
3. 174 by Jim Halleck (1956-57)
4. 171 by Jim O'Brien (1970-71)
5. 165 by Adrian Branch (1982-83)
6. 164 by Keith Booth (1994-95)
- 164 by Jerrod Mustaf (1989-90)
8. 146 by Bill Stasulatis (1960-61)
9. 144 by Obinna Ekezie (1996-97)
10. 134 by Walt Williams (1989-90)
11. 131 by Jay McMillen (1964-65)
12. 130 by Charles McNeil (1957-58)
13. 128 by Buck Williams (1979-80)
14. 127 by Herman Veal (1981-82)
15. 126 by Len Elmore (1971-72)

## JUNIOR

1. 214 by Keith Booth (1995-96)
2. 197 by Len Bias (1984-85)
3. 182 by Buck Williams (1980-81)
4. 177 by Derrick Lewis (1986-87)
5. 171 by Will Hetzel (1968-69)
6. 167 by Jerry Greenspan (1961-62)
7. 151 by Exree Hipp (1994-95)
- 151 by Albert King (1979-80)
9. 145 by Tony Massenburg (1988-89)
- 145 by Tom McMillen (1972-73)
11. 138 by Ben Coleman (1982-83)
12. 131 by Sarunas Jasikevicius (1996-97)
- 131 by Bob Kessler (1954-55)
14. 127 by Bob Everett (1953-54)
15. 126 by Duane Simpkins (1994-95)
- 126 by Evers Burns (1991-92)

## SENIOR

1. 437 by Keith Booth (1996-97)
2. 263 by Bob Kessler (1955-56)
3. 242 by Len Bias (1985-86)
4. 231 by Walt Williams (1991-92)
5. 201 by Tony Massenburg (1989-90)
6. 191 by Jerry Greenspan (1962-63)
7. 182 by Bob Everett (1954-55)
8. 172 by Adrian Branch (1984-85)
9. 158 by Cedric Lewis (1990-91)
10. 157 by John Johnson (1988-89)
11. 154 by Al Bunge (1959-60)
12. 152 by Kevin McLinton (1992-93)
13. 144 by Ben Coleman (1983-84)
14. 143 by Evers Burns (1992-93)
15. 140 by Derrick Lewis (1987-88)

## TOTAL CAREER FREE THROWS ATTEMPTED

1. 824 by Keith Booth (1996-97)
2. 607 by Adrian Branch (1981-85)
3. 591 by Len Bias (1982-86)
4. 587 by Bob Kessler (1953-56)
5. 512 by Tom McMillen (1971-74)
6. 511 by Joe Smith (1994-95)
7. 504 by Walt Williams (1988-92)
8. 487 by Derrick Lewis (1984-88)
9. 476 by Tony Massenburg (1985-90)
10. 431 by Albert King (1977-81)
11. 420 by Jerry Greenspan (1960-63)
12. 419 by Buck Williams (1978-81)
13. 389 by Al Bunge (1957-60)
14. 383 by Duane Simpkins (1993-96)
15. 375 by Jim O'Brien (1970-73)

## TOP 15 FREE THROWS ATTEMPTED SEASONS

1. 297 by Keith Booth (1996-97)
2. 282 by Joe Smith (1994-95)
3. 263 by Bob Kessler (1955-56)
4. 242 by Len Bias (1985-86)
5. 241 by Tom McMillen (1971-72)
6. 231 by Walt Williams (1991-92)
7. 229 by Joe Smith (1993-94)
8. 214 by Keith Booth (1995-96)
9. 201 by Tony Massenburg (1989-90)
10. 197 by Len Bias (1984-85)
11. 191 by Jerry Greenspan (1962-63)
12. 182 by Bob Everett (1954-55)
- 182 by Buck Williams (1980-81)
14. 177 by Derrick Lewis (1986-87)
15. 174 by Jim Halleck (1956-57)



# Individual Records

## THREE POINT SHOTS MADE LEADERS BY CLASS

Note - Years and games played credited to each player in this category are only those played since the 1986-87 season.

### FRESHMAN

1. 59 by Johnny Rhodes (1992-93)
2. 36 by Teyon McCoy (1986-87)
3. 35 by Steve Hood (1986-87)
4. 20 by Exree Hipp (1992-93)
5. 14 by Sarunas Jasikevicius (1994-95)
6. 12 by Laron Profit (1995-96)
7. 11 by Keith Booth (1993-94)
8. 8 by Nick Bosnic (1993-94)
9. 7 by Duane Simpkins (1992-93)
- 7 by Walt Williams (1988-89)
11. 5 by Terrell Stokes (1995-96)
12. 4 by Jerrod Mustaf (1988-89)
13. 3 by Mario Lucas (1992-93)

### SOPHOMORE

1. 40 by Johnny Rhodes (1993-94)
2. 38 by Duane Simpkins (1993-94)
3. 35 by Laron Profit (1996-97)
4. 32 by Teyon McCoy (1987-88)
5. 31 by Terrell Stokes (1996-97)
- 31 by Exree Hipp (1993-94)
7. 30 by Walt Williams (1989-90)
8. 26 by Steve Hood (1987-88)
9. 23 by Ivan Powell (1986-87)
10. 20 by Sarunas Jasikevicius (1995-96)
- 20 by John Johnson (1986-87)
12. 10 by Jerrod Mustaf (1989-90)
13. 9 by Joe Smith (1994-95)
14. 8 by Rodney Elliott (1995-96)
15. 3 by Greg Nared (1986-87)

### JUNIOR

1. 64 by Teyon McCoy (1989-90)
2. 48 by Rudy Archer (1987-88)
3. 45 by Johnny Rhodes (1994-95)
4. 42 by Sarunas Jasikevicius (1996-97)
5. 40 by Duane Simpkins (1994-95)
6. 28 by Walt Williams (1990-91)
7. 22 by Exree Hipp (1994-95)
8. 22 by Mario Lucas (1994-95)
9. 13 by Kevin McLinton (1991-92)
10. 12 by Dave Dickerson (1987-88)
11. 8 by Matthew Downing (1990-91)
12. 7 by Keith Booth (1995-96)
13. 6 by Rodney Elliott (1996-97)
14. 5 by John Johnson (1987-88)
15. 4 by Wayne Bristol (1993-94)

### SENIOR

1. 89 by Walt Williams (1991-92)
2. 56 by Keith Gatlin (1987-88)
3. 48 by Matt Roe (1990-91)
4. 45 by Duane Simpkins (1995-96)
5. 42 by Johnny Rhodes (1995-96)
6. 34 by Mario Lucas (1995-96)
- 34 by John Johnson (1988-89)
8. 29 by Greg Nared (1988-89)
9. 18 by Wayne Bristol (1994-95)
10. 15 by Derrick Lewis (1987-88)
11. 13 by Mike Anderson (1989-90)
12. 12 by Dave Dickerson (1988-89)
13. 12 by Matthew Downing (1991-92)
14. 6 by Kevin McLinton (1992-93)

### CAREER

1. 186 by Johnny Rhodes (1993-96)
2. 154 by Walt Williams (1988-92)
3. 132 by Teyon McCoy (1986-88, 1989-90)
4. 130 by Duane Simpkins (1993-1996)
5. 144 by Johnny Rhodes (1992-1996)
6. 84 by Exree Hipp (1993-1996)
7. 76 by Sarunas Jasikevicius (1996-97)
8. 62 by Mario Lucas (1993-96)
9. 61 by Steve Hood (1986-88)
10. 59 by John Johnson (1985-89)
11. 56 by Keith Gatlin (1984-86, 1987-88)
12. 48 by Rudy Archer (1987-88)
13. 48 by Matt Roe (1990-91)

### TOP 10 THREE POINT SHOTS MADE SEASONS

1. 89 by Walt Williams (1991-92)
2. 64 by Teyon McCoy (1989-90)
3. 59 by Johnny Rhodes (1992-93)
4. 56 by Keith Gatlin (1987-88)
5. 48 by Rudy Archer (1987-88)
- 48 by Matt Roe (1990-91)
7. 45 by Duane Simpkins (1995-96)
- 45 by Johnny Rhodes (1994-95)
9. 42 by Sarunas Jasikevicius (1996-97)
- 42 by Johnny Rhodes (1995-96)
11. 40 by Duane Simpkins (1994-95)
- 40 by Johnny Rhodes (1993-94)
13. 38 by Duane Simpkins (1993-94)
14. 36 by Teyon McCoy (1986-87)
15. 35 by Steve Hood (1986-87)

### THREE POINT SHOTS ATTEMPTED LEADERS BY CLASS

Note - Years and games played credited to each player in this category are only those played since the 1986-87 season.

### FRESHMAN

1. 173 by Johnny Rhodes (1992-93)
2. 80 by Steve Hood (1986-87)
- 80 by Teyon McCoy (1986-87)
4. 63 by Exree Hipp (1992-93)
5. 37 by Sarunas Jasikevicius (1994-95)
6. 33 by Laron Profit (1995-96)
7. 27 by Keith Booth (1993-94)
- 27 by Duane Simpkins (1992-93)
- 27 by Walt Williams (1988-89)
10. 19 by Wayne Bristol (1991-92)
11. 17 by Nick Bosnic (1993-94)
12. 16 by Jerrod Mustaf (1988-89)

### SOPHOMORE

1. 129 by Johnny Rhodes (1993-94)
2. 99 by Laron Profit (1996-97)
3. 94 by Exree Hipp (1993-94)
4. 88 by Duane Simpkins (1993-94)
5. 83 by Terrell Stokes (1996-97)
6. 72 by Teyon McCoy (1987-88)
7. 68 by Steve Hood (1987-88)
8. 67 by Walt Williams (1989-90)
9. 55 by John Johnson (1986-87)
10. 53 by Ivan Powell (1986-87)
11. 44 by Sarunas Jasikevicius (1995-96)
12. 24 by Rodney Elliott (1995-96)
13. 23 by Keith Booth (1994-95)
14. 21 by Joe Smith (1994-95)
15. 20 by Wayne Bristol (1992-93)
- 20 by Jerrod Mustaf (1988-89)

### JUNIOR

1. 164 by Teyon McCoy (1989-90)
2. 131 by Sarunas Jasikevicius (1996-97)
3. 122 by Rudy Archer (1987-88)
4. 120 by Johnny Rhodes (1994-95)
5. 105 by Duane Simpkins (1994-95)
6. 95 by Walt Williams (1990-91)
7. 69 by Exree Hipp (1994-95)
8. 57 by Mario Lucas (1994-95)
9. 47 by Kevin McLinton (1991-92)
10. 34 by Keith Booth (1995-96)
11. 30 by Matt Downing (1990-91)
12. 25 by Rodney Elliott (1996-97)
13. 22 by Dave Dickerson (1987-88)
14. 16 by John Johnson (1987-88)
15. 10 by Wayne Bristol (1993-94)

### SENIOR

1. 240 by Walt Williams (1991-92)
2. 156 by Matt Roe (1990-91)
3. 135 by Johnny Rhodes (1995-96)
4. 113 by Keith Gatlin (1987-88)
5. 100 by Duane Simpkins (1995-96)
6. 99 by Mario Lucas (1995-96)
- 99 by Greg Nared (1988-89)
8. 95 by John Johnson (1988-89)
9. 60 by Exree Hipp (1995-96)
10. 57 by Dave Dickerson (1988-89)
11. 52 by Wayne Bristol (1994-95)
12. 35 by Matt Downing (1991-92)
13. 33 by Derrick Lewis (1987-88)
14. 28 by Kevin McLinton (1992-93)
15. 28 by Garfield Smith (1991-92)

### CAREER

1. 557 by Johnny Rhodes (1993-96)
2. 429 by Walt Williams (1988-92)
3. 320 by Duane Simpkins (1995-96)
4. 316 by Teyon McCoy (1986-88, 1989-90)
5. 286 by Exree Hipp (1993-96)
6. 212 by Sarunas Jasikevicius (1996-97)
7. 171 by Mario Lucas (1995-96)
8. 156 by Matt Roe (1990-91)
9. 148 by Steve Hood (1986-87)
10. 132 by Laron Profit (1996-97)
11. 113 by Keith Gatlin (1983-86, 1987-88)
12. 105 by Keith Booth (1996-97)
13. 94 by Terrell Stokes (1996-97)
14. 84 by Keith Booth (1994-97)
15. 83 by Kevin McLinton (1989-93)

### TOP THREE POINT SHOTS ATTEMPTED SEASONS

1. 240 by Walt Williams (1991-92)
2. 173 by Johnny Rhodes (1992-93)
3. 164 by Teyon McCoy (1989-90)
4. 156 by Matt Roe (1990-91)
5. 135 by Johnny Rhodes (1995-96)
6. 131 by Sarunas Jasikevicius (1996-97)
7. 129 by Johnny Rhodes (1993-94)
8. 122 by Rudy Archer (1987-88)
9. 120 by Johnny Rhodes (1994-95)
10. 113 by Keith Gatlin (1987-88)
11. 105 by Duane Simpkins (1994-95)
12. 100 by Duane Simpkins (1995-96)
13. 99 by Terrell Stokes (1996-97)
- 99 by Mario Lucas (1995-96)
- 99 by Greg Nared (1988-89)

# Team Records

## Singe Game Scoring (Maryland)

1. 138 (138-72) vs. Morgan State (12-23-94)
2. 130 (130-106) vs. East Carolina (12-7-77)
3. 128 (128-103) vs. Canisus (12-23-78)
- T4. 127 (127-84) vs. East Carolina (11-29-75)  
(127-82) vs. Brown (12-1-72)
6. 124 (124-110) vs. N.C. State (12-20-78)
7. 122 (122-82) vs. Boston U. (12-8-75)
8. 120 (120-73) vs. Towson State (12-12-94)
9. 118 (118-55) vs. Delaware State (1-17-96)
- T10. 117 (117-96) vs. G. Washington (12-4-71)  
(117-51) vs. UMES (2-27-87)
- T12. 115 (115-83) vs. Georgetown (12-11-73)  
(115-76) vs. Miami (OH) (12-28-79)  
(115-60) vs. UMES (11-26-91)

## Singe Game Scoring (Opponent)

- T1. 114 (91-114) by N.C. State (2-27-91)  
(111-114) by Duke (2-10-90)
3. 110 (124-110) by N.C. State (12-20-78)
4. 108 (109-108) by N.C. State (3-1-78)
5. 107 (87-107) by North Carolina (2-1-69)
6. 106 (130-106) by East Carolina (12-7-77)
- T7. 105 (85-105) at Florida State (1-13-93)  
(73-105) by North Carolina (2-9-91)  
(70-105) by North Carolina (1-30-71)

## Singe Game Combined Scoring

1. 236 (130-106) vs. E. Carolina (12-7-77)
2. 234 (124-110) vs. N.C. State (12-20-78)
3. 231 (128-103) vs. Canisus (12-23-78)
4. 225 (111-114) vs. Duke (2-10-90)
5. 217 (109-108) vs. N.C. State (3-1-78)
6. 213 (117-96) vs. G. Washington (12-4-71)

## Points Scored in a Season

1. 2,946 1994-95
2. 2,747 1989-90
3. 2,613 1972-73
4. 2,607 1974-75
5. 2,602 1984-85
6. 2,481 1979-80
7. 2,469 1975-76
8. 2,444 1971-72
9. 2,440 1995-96
10. 2,406 1996-97

## Season Scoring Average

1. 89.9 1974-75
2. 88.2 1975-76
3. 87.1 1972-73
4. 86.7 1994-95
5. 85.7 1973-74
6. 83.2 1989-90
7. 82.1 1977-78
8. 81.3 1995-96
9. 81.0 1991-92
10. 80.2 1990-91

## Season Rebounding Average

1. 48.9 1973-74
2. 48.3 1955-56
3. 45.4 1972-73
4. 45.1 1968-68
5. 44.7 1964-65
6. 44.4 1970-71
7. 44.3 1965-66
- T8. 44.0 1967-68  
1960-61
10. 43.5 1974-75

## Rebounds

### Game

1. 74 vs. Penn State (12-2-64)
2. 68 vs. Chicago Stater (12-2-96)
3. 67 vs. East Carolina (12-7-77)
4. 65 vs. Bucknell (12-22-76)
- T5. 63 vs. DePauw (12-12-74)  
vs. Long Island (12-17-77)

### Season

1. 1,388 1971-72

2. 1,368 1973-74
3. 1,367 1994-95
4. 1,361 1972-73
5. 1,351 1989-90

## Field Goals Made

### Game

- T1. 55 vs. Brown (11-29-72)  
vs. Canisus (12-23-78)
3. 52 vs. East Carolina (12-7-77)
- T4. 51 vs. Virginia (3-2-74)  
vs. Boston University (12-8-75)

## Field Goals Made

### Season

1. 2,094 1972-73
2. 1,049 1974-75
3. 1,038 1984-85
4. 1,035 1994-95
5. 1,012 1973-74

## Field Goals Attempted

### Game

1. 99 vs. Canisus (12-23-78)
2. 97 vs. East Carolina (12-7-77)
- T3. 93 vs. Miami (OH) (12-29-70)  
vs. George Washington (12-4-71)  
vs. Long Island (1-23-73)

## Field Goals Attempted

### Season

1. 2,094 1972-73
2. 2,080 1994-95
3. 2,073 1989-90
4. 2,065 1984-85
5. 1,983 1973-74

## Field Goal Percentage

### Game

1. .833 vs. South Carolina (1-9-71)
2. .739 vs. Wake Forest (1-28-86)
3. .732 vs. N.C. State (12-20-80)
4. .704 vs. Miami (OH) (12-28-79)
5. .667 vs. UMES (2-17-86)

## Field Goal Percentage

### Season

1. .551 1979-80
2. .547 1974-75
3. .539 1983-84
4. .537 1975-76
5. .532 1974-75

## Free Throws Made

### Game

1. 41 vs. Morgan State (12-23-94)
2. 40 vs. North Carolina (3-8-58)
- T3. 35 vs. Lafayette (12-23-96)  
vs. Oklahoma (1-12-93)  
vs. North Carolina (1-10-90)
- T6. 34 vs. James Madison (1-23-87)  
vs. Lafayette (11-29-81)  
vs. West Virginia (12-7-91)

## Free Throws Made

### Season

1. 697 1994-95
2. 633 1989-90
3. 616 1996-07
4. 590 1957-58
5. 586 1971-72

## Free Throws Attempted

### Game

1. 67 vs. Morgan State (12-23-94)
2. 57 vs. North Carolina (1-3-53)
3. 52 vs. Oklahoma (1-12-93)
4. 50 vs. Lafayette (12-23-97)
5. 47 vs. Bucknell (12-22-76)

## Free Throws Attempted

### Season

1. 987 1994-95

2. 904 1996-97
3. 893 1989-90
4. 858 1957-58
5. 787 1953-54

## Free Throw Percentage

### Game

1. 1.000 (19-19) vs. Holy Cross (1-21-85)
2. .966 (28-29) vs. Duke (2-7-76)
3. .950 (19-20) vs. Duke (2-2-80)
4. .938 (15-16) vs. No. Carolina (2-7-95)
5. .932 (28-31) vs. No. Carolina (1-27-73)

## Free Throw Percentage

### Season

1. .758 1975-76
2. .757 1974-75
3. .751 1981-92
4. .747 1959-60
- T5. .746 1971-72  
1973-74

## Assists

### Game

1. 36 vs. Brown (11-29-72)
2. 35 vs. Brown (12-1-71)
3. 34 vs. Morgan State (12-23-94)
4. 32 vs. Buffalo (2-11-73)
- T5. 31 vs. Towson State (12-23-93)  
vs. Long Island (1-23-73)  
vs. Miami (OH) (12-28-79)

## Assists

### Season

1. 641 1994-95
2. 583 1989-90
3. 575 1984-85
4. 558 1979-80
5. 557 1972-73

## Steals

### Game

1. 19 vs. Lafayette (12-23-97)
- T2. 17 vs. Md-Eastern Shore (12-28-95)  
vs. Morgan State (12-23-94)  
vs. Mt. St. Mary's (11-23-91)
- T5. 16 vs. Missouri (2-18-96)  
vs. Wake Forest (2-15-96)  
vs. Howard (12-6-95)  
vs. Clemson (2-6-91)  
vs. Catholic (12-15-79)  
vs. Rider (12-23-91)
- T11. 15 vs. Virginia (3-2-96)  
vs. Morgan State (12-26-92)  
vs. Miami (OH) (12-25-79)  
vs. Temple (12-29-79)  
vs. American (11-30-91)

## Steals

### Season

1. 329 1995-96
2. 303 1993-94
3. 302 1994-95
4. 274 1996-97
5. 258 1992-93

## Blocks

### Game

- T1. 17 vs. UMES (2-27-87)  
vs. Georgia Tech (12-10-75)
3. 16 vs. UMES (12-1-88)
4. 14 vs. James Madison (1-28-87)
- T5. 13 vs. Virginia (2-1-95)  
vs. Tennessee (11-28-84)

## Blocks

### Season

1. 185 1990-91
2. 181 1984-85
3. 176 1993-94
4. 168 1994-95
5. 162 1989-90



# Miscellaneous Records

## Individual Records

### Game

- Field Goals Made:**  
18 by Ernest Graham vs. N.C. State (12-20-78)
- Field Goals Attempted:**  
34 by Gene Shue vs. Washington & Lee (2-12-53)
- Consecutive Field Goals Made:**  
10 by Barry Yates vs. Miami (Fl) (12-29-70)  
10 by Keith Gatlin vs. Clemson (2-17-85)
- Free Throws Made:**  
17 by Tom McMillen vs. Canisus (12-17-71)
- Free Throws Attempted:**  
24 by Keith Booth vs. George Washington (12-9-96)
- Consecutive Free Throws Made:**  
15 by Albert King vs. Boston University (2-79)
- 3-Point Field Goals Made:**  
7 by Walt Williams vs. Florida State (2-5-92)
- 3-Point Field Goals Attempted:**  
22 by Walt Williams vs. Clemson (2-22-92)

### Season

- Field Goals Made:**  
275 by Albert King (1979-80)
- Consecutive Field Goals Made:**  
15 by Greg Manning (over two games during the 1980-81 season; also an ACC record)
- Free Throws Made:**  
213 by Keith Booth (213-297), 1996-97
- Consecutive Free Throws Made:**  
32 by Duane Simpkins (1993-94)  
32 by Len Bias (1985-86)

### Career

- Games Played:**  
131 by Len Bias (1982-86)
- Consecutive Games Played:**  
126 by Keith Booth (1994-97)
- Games Started:**  
126 by Keith Booth (1994-97)
- Field Goals Made:**  
862 by Albert King (1977-81)
- Consecutive Field Goals Made:**  
15 by Greg Manning (1978-81)
- Consecutive Free Throws Made:**  
32 by Duane Simpkins 1993-94  
32 by Len Bias (1982-86)  
32 by Bob O'Brien (1954-57)

## Miscellaneous Opponent Records

- Free Throws:**  
40 by Clemson (1-13-68)
- Free Throw Attempts:**  
53 by Clemson (1-13-68)
- Fouls:**  
39 by Morgan State (12-23-94)

## Maryland Team Records

### Game

- Points in a Half:**  
85 vs. Morgan State (12-23-94, 2nd Half)
- Rebounds:**  
74 vs. Penn State (12-2-64)
- Field Goals:**  
55 vs. Brown (11-29-72)  
55 vs. Canisus (12-23-78)
- Fewest Field Goals:**  
6 vs. Seton Hall (12-30-41)
- Fewest Field Goals Attempted:**  
18 vs. South Carolina (1-9-71)
- 3-Pt Field Goals:**  
11 vs. American (12-30-94)  
11 vs. American (12-23-95)  
11 at Georgia Tech (1-3-96)
- 3-Pt Field Goals Attempted:**  
30 at Florida State (2-10-96)
- Free Throws:**  
41 vs. Morgan State (12-23-94)
- Fewest Free Throws:**  
0 vs. Wake Forest (2-28-73)
- Fewest Free Throw Attempts:**  
1 vs. Several Opponents (last time, vs. Georgia Tech 2-6-93)
- Fouls:**  
44 vs. William & Mary (2-52)
- Fewest Fouls:**  
7 vs. Buffalo (1-25-72)
- Field Goal Percentage:**  
.833 (15-18) vs. South Carolina (1-9-71)
- Free Throw Percentage (minimum 10 attempts):**  
.966 (28-29) vs. Duke (2-7-76)



Dutch Morley is among the team leaders in assists as a freshman, sophomore, junior and senior.

## Season Highlights

- Total Attendance:**  
437,268 in 34 games (1994-95)
- Home Attendance:**  
240,254 in 19 games (1976-77)
- Average Home Attendance:**  
13,814 in 16 games (1994-95)
- Consecutive Wins to Open a Season:**  
11 (1975-76)  
11 (1996-97)
- Consecutive Wins Against Non-ACC Opponents:**  
31 (1970-73)
- Consecutive Wins:**  
14 (1971-72 through 1972-73)
- Consecutive 20-win Seasons:**  
5 (1971-72 through 1975-76)



Brad Davis led the Terps in scoring as a freshman with 364 total points.


# Margin of Victory

## Largest Margins of Victory

Rank	Margin	Opponent	Score
1.	+66	Morgan State (12-23-94)	138-72
2.	+64	Maryland Eastern Shore (2-27-87)	113-49
3.	+63	Delaware State (1-17-96)	118-55
4.	+60	Colgate (12-8-94)	113-53
T5.	+57	DePauw (12-3-75)	99-42
	+57	DePauw (12-12-74)	99-42
7.	+55	Maryland Eastern Shore (11-26-91)	115-60
8.	+53	Towson State (2-21-85)	91-38
T9.	+51	Maryland Baltimore County (2-22-90)	113-62
	+51	Cornell (11-27-93)	92-41
11.	+50	Chicago State (12-2-96)	94-44
12.	+49	Eastern Kentucky (12-5-73)	106-57
13.	+47	Towson State (12-12-94)	120-73
14.	+46	Appalachian State (1-2-75)	96-50
15.	+45	Brown (11-29-72)	127-82
16.	+44	Maryland Eastern Shore (12-1-88)	97-53
17.	+43	Johns Hopkins (11-26-83)	108-65
18.	+41	Lafayette (12-23-97)	108-67
T19.	+40	Howard (11-29-93)	109-69
	+40	Morgan State (12-26-92)	103-63
	+40	Boston University (12-8-75)	122-82
	+40	South Carolina (3-1-58)	99-59
	+40	Clemson (1-6-53)	81-41

## Largest Margins of Defeat

Rank	Margin	Opponent	Score
1.	-63	Bainbridge Navy (1944-45)	85-22
2.	-57	Miami (Fla.) (1968-69)	92-35
3.	-53	Army (1943-44)	78-25
4.	-44	Seton Hall (1941-42)	59-15
5.	-40	North Carolina (3-12-93)	102-62
6.	-39	Wake Forest (1962-63)	80-41
7.	-36	West Virginia (1946-47)	81-43
8.	-36	Navy (1932-33)	58-21



Buck Williams is among the Terps' all-time leaders in blocked shots.

## 100-Point Games

Total 100 Point Games: 79

Most in a Season: 8 (1973-74)

Most Consecutive 100 Point Games: 3 (1994-95)

Last 100 Point Game: January 21, 1997

Score	Opponent
1996-97	(2)
108-67	Lafayette
103-73	Penn

1995-96	(3)
104-79	American
104-66	Maryland-Eastern Shore
118-55	Delaware St.

1994-95	(5)
102-64	Bucknell
102-77	UMBC
113-53	Colgate
120-73	Towson State
138-72	Morgan State

1993-94	(2)
109-71	Towson State
102-70	N.C. State

1992-93	(3)
103-80	Md.-Baltimore Cty.
103-63	Morgan State
109-69	Howard

1991-92	(2)
115-60	Md.-Eastern Shore
101-91	West Virginia

1990-91	(1)
104-100	N.C. State

1989-90	(5)
105-74	Augusta College
104-86	George Mason
110-91	Alcorn State
111-114	Duke (OT)
113-61	Md.-Baltimore Cty.

1987-88	(1)
117-51	Md.-Eastern Shore

1986-87	(1)
117-51	Md.-Eastern Shore

1983-84	(3)
102-77	vs. W. Virginia
104-69	Md.-Eastern Shore
108-65	Johns Hopkins

1982-83	(2)
101-90	at Duke
106-94	No. Carolina

1980-81	(2)
114-89	Marshall
109-83	Fairleigh Dickinson

1979-80	(3)
101-82	Duke

115-76	Miami (OH)
113-79	Catholic

1977-78	(2)
109-108	vs. N.C. State (3 OT)
130-106	East Carolina

1976-77	(1)
106-72	Bucknell

1975-76	(7)
105-91	Wake Forest
102-91	Duke
102-84	N.C. State
111-88	Long Island
104-69	Seton Hall
122-82	Boston Univ.
127-84	East Carolina

1974-75	(7)
104-87	E. Tennessee
103-82	at Duquesne
104-80	at Duke
103-85	N.C. State
105-67	Georgia Tech
113-49	DePauw
106-81	Richmond

1973-74	(8)
100-103	vs. N.C. State
105-85	vs. North Carolina

110-75	Virginia
104-83	Duke
112-73	Fordham
102-75	Holy Cross
115-83	Georgetown
106-57	Eastern Kentucky

1972-73	(4)
100-73	Long Island
105-76	Wake Forest
107-80	at Canisus
127-82	Brown

1971-72	(5)
100-69	Niagara
103-67	Western Kentucky
102-79	at Holy Cross
118-96	at George Washington
100-83	Brown

1970-71	(2)
111-77	Miami (FL)
109-70	Buffalo

1969-70	(1)
103-85	Clemson

1965-66	(2)
107-92	West Virginia
107-81	at George Washington

1959-60	(1)
103-80	Yale

## Opponents 100-Point Games

Total 100 Point Games: 30

Most in a Season: 5 (1990-91)

Most Consecutive 100

Point Games: 2 (1978-79)  
Last 100 Point Game: February 10, 1996

Score	Opponent
1995-96	(1)
78-100	at Florida St.

1994-95	(2)
90-100	at North Carolina
91-100	at Georgia Tech

1993-94	(2)
90-100	at North Carolina
91-100	at Georgia Tech

1992-93	(3)
73-101	at North Carolina
85-105	at Florida State
66-102	vs. North Carolina

1990-91	(5)
85-100	vs. Boston College
73-105	at North Carolina

104-100	N.C. State
81-101	at Duke
91-114	at N.C. State

1989-90	(2)
111-114	Duke (OT)
84-104	at Duke

1987-88	(1)
82-104	at Georgia Tech

1978-79	(3)
79-102	vs. North Carolina
90-101	Canisus
124-110	N.C. State

1977-78	(3)
109-108	N.C. State (3 OT)
90-101	at George Washington

130-106	East Carolina
---------	---------------

1973-74	(1)
100-103	N.C. State

1972-73	(1)
89-103	vs. Providence

1970-71	(2)
76-100	No. Carolina
70-105	at North Carolina

1969-70	(2)
68-101	So. Carolina
87-107	at North Carolina

1968-69	(1)
87-107	at North Carolina

1963-64	(1)
72-104	Duke



# Season Leaders

## SCORING

Year	Leader	Pts.-Avg.
1950-51	Lee Brawley	404-15.0
1951-52	Not available	
1952-53	Gene Shue	508-22.1
1953-54	Gene Shue	654-21.8
1954-55	Bob Kessler	487-20.3
1955-56	Bob Kessler	490-20.4
1956-57	Bob O'Brien	342-13.2
1957-58	Charles McNeil	311-14.8
1958-59	Charles McNeil	311-14.8
1959-60	Al Bunge	383-16.6
1960-61	Bob McDonald	347-13.4
1961-62	Jerry Greenspan	380-15.2
1962-63	Jerry Greenspan	365-17.4
1963-64	George Suder	327-13.0
1964-65	Jay McMillen	512-19.7
1965-66	Gary Ward	430-17.2
1966-67	Jay McMillen	392-16.3
1967-68	Pete Johnson	360-15.0
1968-69	Will Hetzel	605-23.3
1969-70	Rod Horst	428-16.5
1970-71	Howard White	389-15.6
	Jim O'Brien	342-16.3
1971-72	Tom McMillen	667-20.8
1972-73	Tom McMillen	616-21.2
1973-74	John Lucas	564-20.1
1974-75	John Lucas	469-19.5
1975-76	John Lucas	557-19.9
1976-77	Lawrence Boston	338-13.0
	Steve Sheppard	309-16.2
1977-78	Lawrence Boston	423-15.5
1978-79	Ernest Graham	499-16.6
1979-80	Albert King	674-21.7
1980-81	Albert King	559-18.0
1981-82	Adrian Branch	442-15.2
1982-83	Adrian Branch	541-18.7
1983-84	Ben Coleman	491-15.3
1984-85	Len Bias	701-18.9
1985-86	Len Bias	743-23.2
1986-87	Derrick Lewis	510-19.6
1987-88	Derrick Lewis	466-15.0
1988-89	Tony Massenburg	481-16.6
1989-90	Jerrod Mustaf	609-18.5
1990-91	Mat Roe	498-17.8
	Walt Williams	318-18.7
1991-92	Walt Williams	776-26.8
1992-93	Evers Burns	518-18.5
1993-94	Joe Smith	582-19.4
1994-95	Joe Smith	708-20.8
1995-96	Johnny Rhodes	502-16.7
1996-97	Keith Booth	624-19.5

## REBOUNDING

Year	Player	Rbs.-Avg.
1955-56	Bob Kessler	336-14.0
1956-57	Jim Halleck	195-7.5
1957-58	Al Bunge	265-9.1
1958-59	Al Bunge	241-10.5
1959-60	Al Bunge	289-12.6
1960-61	Bob McDonald	279-10.7
1961-62	Jerry Greenspan	235-9.4
1962-63	Jerry Greenspan	184-8.8
1963-64	Rick Wise	185-7.1
	Gary Ward	103-7.4
1964-65	Gary Ward	271-10.4
1965-66	Gary Ward	241-9.6
1966-67	Jay McMillen	195-8.1
1967-68	Jay McMillen	195-8.1
1968-69	Will Hetzel	318-12.2
1969-70	Rod Horst	258-9.9
1970-71	Barry Yates	224-8.6
1971-72	Len Elmore	351-11.0
1972-73	Len Elmore	290-11.2
1973-74	Len Elmore	412-14.7
1974-75	Tom Roy	321-11.1
1975-76	Lawrence Boston	249-8.9
	Larry Gibson	157-9.8
1976-77	Larry Gibson	228-8.4
1977-78	Larry Gibson	253-9.0
1978-79	Buck Williams	323-10.8
1979-80	Buck Williams	242-10.1
1980-81	Buck Williams	363-11.7
1981-82	Herman Veal	213-7.3
1982-83	Ben Coleman	242-8.1
1983-84	Ben Coleman	269-8.4
1984-85	Len Bias	251-6.8
1985-86	Len Bias	224-7.0
1986-87	Derrick Lewis	248-9.5
1987-88	Derrick Lewis	237-7.6
1988-89	Tony Massenburg	226-7.8
1989-90	Tony Massenburg	314-10.1
1990-91	Cedric Lewis	233-8.3
1991-92	Evers Burns	206-7.1
1992-93	Evers Burns	249-8.9
1993-94	Joe Smith	321-10.7
1994-95	Joe Smith	362-10.7
1995-96	Keith Booth	233-7.8
1996-97	Keith Booth	253-7.9

## FIELD GOAL PERCENTAGE (150 attempts minimum)

Year	Leader	FG Pct
1950-51	Dick Koffenberger	.480
1951-52	not available	
1952-53	Gene Shue	.469
1953-54	Gene Shue	.506
1954-55	not available	
1955-56	Bob O'Brien	.421
1956-57	John Nacinick	.470
1957-58	Nick Davis	.463
1958-59	Charles McNeil	.443
1959-60	Paul Jelus	.470
1960-61	Bob McDonald	.453
1961-62	Bruce Kelleher	.437
1962-63	Connie Carpenter	.447
1963-64	Jackie Clark	.480
1964-65	Jay McMillen	.486
1965-66	Gary Ward	.463
1966-67	Rich Drescher	.445
1967-68	Will Hetzel	.423
1968-69	Rod Horst	.480
1969-70	Rod Horst	.532
1970-71	Charlie Blank	.473
1971-72	Tom McMillen	.549
1972-73	Tom McMillen	.585
1973-74	Maurice Howard	.553
1974-75	Tom Roy	.606
1975-76	Maurice Howard	.553
1976-77	Lawrence Boston	.597
1977-78	Lawrence Boston	.580
1978-79	Buck Williams	.583
1979-80	Greg Manning	.643
1980-81	Buck Williams	.647
1981-82	Charles Pitman	.611
1982-83	Ben Coleman	.571
1983-84	Ben Coleman	.608
1984-85	Len Bias	.530
1985-86	Tom Jones	.551
1986-87	Derrick Lewis	.602
1987-88	Brian Williams	.600
1988-89	Tony Massenburg	.550
1989-90	Jerrod Mustaf	.529
1990-91	Garfield Smith	.527
1991-92	Evers Burns	.516
1992-93	Evers Burns	.506
1993-94	Joe Smith	.522
1994-95	Joe Smith	.578
1995-96	Johnny Rhodes	.478
1996-97	Obinna Ekezie	.550



Derrick Lewis led the Terps in rebounding during the 1987 and 1988 seasons.



Jerry Greenspan led the Terps in scoring during both the 1962 and 1963 seasons.



Jay McMillen led the Terps in free throw shooting during the 1966 and 1967 seasons.

# Season Leaders

## FREE THROW PERCENTAGE

Year	Leader	FT .Pct
1950-51	Dick Koffenberger	.772
1951-52	not available	—
1952-53	Gene Shue	.700
1953-54	Gene Shue	.789
1954-55	not available	
1955-56	Bob O'Brien	.767
1956-57	Jim Halleck	.764
1957-58	Charles McNeil	.762
1958-59	Jerry Bechtle	.783
1959-60	Paul Jelus	.842
1960-61	Bob McDonald	.873
1961-62	Bruce Kelleher	.816
1962-63	Jerry Greenspan	.749
1963-64	Neil Brayton	.803
1964-65	Gary Ward	.818
1965-66	Jay McMillen	.792
1966-67	Jay McMillen	.787
1967-68	Pete Johnson	.721
1968-69	Will Hetzel	.813
1969-70	Will Hetzel	.781
1970-71	Jim O'Brien	.784
1971-72	Tom McMillen	.817
1972-73	Jim O'Brien	.844
1973-74	Maurice Howard	.786
1974-75	John Lucas	.836
1975-76	Maurice Howard	.828
1976-77	Brad Davis	.784
1977-78	Jo Jo Hunter	.863
1978-79	Greg Manning	.857
1979-80	Greg Manning	.908
1980-81	Greg Manning	.821
1981-82	Herman Veal	.780
1982-83	Herman Veal	.762
1983-84	Len Bias	.767
1984-85	Keith Gatlin	.862
1985-86	Len Bias	.864
1986-87	John Johnson	.790
1987-88	Rudy Archer	.770
1988-89	John Johnson	.790
1989-90	Walt Williams	.776
1990-91	Walt Williams	.837
1991-92	Kevin McLinton	.781
1992-93	Kevin McLinton	.822
1993-94	Duane Simpkins	.784
1994-95	Duane Simpkins	.841
1995-96	Duane Simpkins	.845
1996-97	Sarunas Jasikevicius	.742

## ASSISTS

Year	Leader	Ast.-Avg.
1969-70	Mickey Wiles	135-5.2
1970-71	Jim O'Brien	70-3.3
1971-72	Howard White	93-2.9
1972-73	John Lucas	178-5.9
1973-74	John Lucas	159-5.7
1974-75	Brad Davis	134-4.6
1975-76	Brad Davis	165-5.9
1976-77	Bead Davis	132-4.9
1977-78	Greg Manning	74-2.6
1978-79	Dutch Morley	128-4.3
1979-80	Ernest Graham	136-4.4
1980-81	Ernest Graham	120-3.9
1981-82	Dutch Morley	128-4.3
1982-83	Jeff Adkins	121-4.0
1983-84	Keith Gatlin	148-4.6
1984-85	Keith Gatlin	221-6.0
1985-86	Keith Gatlin	204-6.4
1986-87	Teyon McCoy	111-4.3
1987-88	Rudy Archer	172-5.5
1988-89	Greg Nared	135-4.8
1989-90	Walt Williams	149-4.5
1990-91	Kevin McLinton	123-4.4
	Walt Williams	91-5.4
1991-92	Kevin McLinton	154-5.3
1992-93	Kevin McLinton	154-5.3
1993-94	Duane Simpkins	136-4.5
1994-95	Duane Simpkins	162-4.8
1995-96	Duane Simpkins	118-4.4
1996-97	Terrell Stokes	143-4.5

## BLOCKED SHOTS

Year	Leader	Blk. Avg.
1976-77	Larry Gibson	67-2.5
1977-78	Larry Gibson	57-2.0
1978-79	Larry Gibson	58-1.9
1979-80	Taylor Baldwin	35-1.1
1980-81	Buck Williams	29-0.9
1981-82	Charles Pittman	31-1.3
1982-83	Ben Coleman	33-1.1
1983-84	Ben Coleman	42-1.3
1984-85	Derrick Lewis	99-2.7
1985-86	Derrick Lewis	71-2.2
1986-87	Derrick Lewis	*114-4.4
1987-88	Derrick Lewis	55-1.8
1988-89	Cedric Lewis	36-1.3
1989-90	Cedric Lewis	49-1.5
1990-91	Cedric Lewis	*#143-5.1
1991-92	Chris Kerwin	31-1.1
1992-93	Chris Kerwin	30-1.1
1993-94	Joe Smith	93-3.1
1994-95	Joe Smith	97-2.9
1995-96	Keith Booth	23-0.8
1996-97	Obinna Ekezie	33-1.1


\*second best in the nation that season  
#ACC record

## STEALS

Year	Leader	Stl.-Avg.
1976-77	Steve Sheppard	27-1.4
1977-78	Jo Jo Hunter	26-1.0
1978-79	Dutch Morley	43-1.4
1979-80	Dutch Morley	64-2.1
1980-81	Ernest Graham	42-1.4
1981-82	Dutch Morley	33-1.1
1982-83	Jeff Adkins	23-0.8
1983-84	Adrian Branch	29-1.0
1984-85	Adrian Branch	45-1.2
1985-86	Derrick Lewis	37-1.1
1986-87	Derrick Lewis	38-1.5
1987-88	Derrick Lewis	45-1.5
1988-89	Greg Nared	46-1.6
1989-90	Walt Williams	67-1.7
1990-91	Cedric Lewis	42-1.5
1991-92	Walt Williams	60-2.1
1992-93	Johnny Rhodes	71-2.5
1993-94	Johnny Rhodes	78-2.3
1994-95	Johnny Rhodes	85-2.5
1995-96	Johnny Rhodes	110-3.7
1996-97	Keith Booth	64-2.0



Left: Lawrence Boston led the Terps in field goal shooting during the 1977 and 1978 seasons.



Right: Duane Simpkins led the Terps in assists during the 1994, 1995 and 1996 seasons.



# Maryland Year-by Year Statistics

YEAR	/—TOTAL—/			/—3PT—/			FTM-FTA	.PCT	AST	BLK	STL	PF-DQ	OFF REBS	DEF REBS	TOTAL REBS-AVG	TOTAL PTS-AVG
	GP	FGM-FGA	.PCT	FGM-FGA	.PCT											
1950-51	27	481-1210	.398	—	—	450-663	.679	—	—	—	—	—	—	—	—	1412-52.3
1951-52																
1952-53	23	487-1285	.379	—	—	432-698	.617	—	—	—	—	—	—	—	1406-61.1	
1953-54	30	712-1661	.429	—	—	532-787	.648	—	—	—	—	—	—	—	—	1959-65.3
1954-55	24	563-1417	.398	—	—	447-682	.657	—	—	—	—	—	—	—	1178-49.0	1573-65.5
1955-56	24	550-1382	.398	—	—	500-744	.672	—	—	—	—	—	—	—	1158-48.3	1600-66.7
1956-57	26	597-1414	.422	—	—	486-679	.716	—	—	—	—	—	—	—	911-35.0	1680-64.6
1957-58	29	706-1698	.416	—	—	590-858	.688	—	—	—	—	—	—	—	1175-40.5	2004-69.1
1958-59	23	502-1262	.398	—	—	361-545	.655	—	—	—	—	—	—	—	889-38.7	1365-59.3
1959-60	23	548-1310	.418	—	—	399-534	.747	—	—	—	—	—	—	—	864-37.6	1495-65.0
1960-61	26	628-1482	.424	—	—	491-659	.745	—	—	—	—	—	—	—	1143-44.0	1747-67.2
1961-62	25	637-1476	.432	—	—	474-644	.736	—	—	—	—	—	—	—	1082-43.3	1748-69.9
1962-63	21	506-1272	.398	—	—	337-496	.679	—	—	—	—	332-	—	—	888-42.3	1349-64.2
1963-64	26	714-1634	.437	—	—	397-572	.694	—	—	—	—	512-16	—	—	1058-40.7	1825-70.2
1964-65	26	726-1596	.455	—	—	457-634	.720	—	—	—	—	435-15	—	—	1162-44.7	1909-73.4
1965-66	25	705-1535	.459	—	—	381-560	.680	—	—	—	—	449-18	—	—	1107-44.3	1791-71.6
1966-67	25	637-1448	.439	—	—	350-479	.730	—	—	—	—	378-5	—	—	884-35.3	1624-64.9
1967-68	24	653-1678	.389	—	—	346-519	.667	—	—	—	—	457-21	—	—	1058-44.0	1652-68.8
1968-69	26	782-1842	.425	—	—	485-657	.738	—	—	—	—	487-15	—	—	1068-45.1	2049-78.8
1969-70	26	781-1709	.457	—	—	417-586	.712	337	—	—	—	458-17	—	—	1174-45.1	1979-76.1
1970-71	26	735-1650	.448	—	—	480-715	.671	302	—	—	—	442-13	—	—	1106-42.5	1950-75.0
1971-72	32	929-1877	.495	—	—	586-786	.746	443	—	—	—	490-10	—	—	1154-44.4	2444-76.4
1972-73	30	1089-2094	.520	—	—	435-606	.718	557	—	—	—	547-17	—	—	1361-43.4	2613-87.1
1973-74	28	1012-1983	.510	—	—	376-504	.746	450	—	—	—	492-10	—	—	1368-45.4	2400-85.7
1974-75	29	1049-1918	.547	—	—	509-672	.757	413	—	—	—	535-18	—	—	1261-48.9	2607-89.9
1975-76	28	996-1854	.537	—	—	477-629	.758	397	—	—	—	562-20	—	—	1126-43.5	2469-88.2
1976-77	27	850-1645	.516	—	—	415-566	.733	310	155	163	—	500-20	—	—	1059-40.2	2115-78.3
1977-78	28	935-1829	.509	—	—	433-599	.722	336	142	148	—	577-20	—	—	1188-38.8	2303-82.1
1978-79	27	954-1897	.503	—	—	430-600	.717	415	126	195	—	589-18	—	—	1154-42.4	2338-77.9
1979-80	30	985-1789	.551	—	—	511-706	.724	558	114	233	—	569-12	—	—	1089-38.5	2481-80.0
1980-81	31	943-1774	.532	—	—	467-649	.720	503	93	201	—	596-17	—	—	1095-35.1	2353-75.9
1981-82	29	651-1359	.479	—	—	476-634	.751	307	78	126	—	530-15	—	—	876-35.3	1778-61.3
1982-83	30	820-1672	.490	—	—	496-724	.685	375	88	105	—	619-25	—	—	1098-30.2	2222-74.1
1983-84	32	941-1745	.539	—	—	509-702	.725	548	100	148	—	578-15	—	—	1078-36.6	2391-74.7
1984-85	37	1038-2065	.503	—	—	526-708	.743	575	181	206	—	639-14	—	—	1184-33.7	2602-70.3
1985-86	33	911-1786	.510	—	—	500-686	.729	465	135	159	—	549-9	—	—	1030-32.0	2322-70.4
1986-87	26	674-1344	.502	122-290	.461	395-553	.714	423	143	130	—	474-15	200	524	769-31.2	1865-71.7
1987-88	31	874-1633	.504	195-451	.430	407-606	.672	536	140	177	—	537-12	303	583	957-29.6	2350-75.8
1988-89	29	760-1651	.460	88-311	.283	398-587	.672	427	125	159	—	529-15	309	615	1002-30.9	2006-69.2
1989-90	33	1002-2073	.483	110-278	.396	633-893	.709	583	162	217	—	704-20	438	802	1351-34.6	2747-83.2
1990-91	28	814-1795	.454	90-309	.291	527-772	.683	455	185	227	—	550-19	3734	625	1098-39.2	2245-80.2
1991-92	29	848-1880	.451	128-294	.325	526-751	.700	495	107	242	—	611-32	403	611	1092-37.7	2350-81.0
1992-93	29	813-1907	.443	106-339	.313	439-653	.672	521	99	258	—	577-18	375	665	1116-39.9	22235-79.8
1993-94	30	868-1901	.457	141-401	.352	522-766	.682	502	176	303	—	624-26	411	711	1193-39.8	2399-80.0
1994-95	34	1035-2080	.498	179-508	.352	697-987	.706	641	168	302	—	632-15	476	804	1367-40.2	2946-86.7
1995-96	30	860-1917	.449	185-544	.340	535-783	.683	529	88	329	—	652-15	405	664	1158-38.6	2440-81.3
1996-97	32	836-1800	.465	118-378	.312	616-904	.691	518	112	274	—	600-18	346	793	1226-38.3	2406-75.2

# Opponents Year-by-Year Statistics

YEAR	/—TOTAL—/			/—3PT—/			FTM-FTA	PCT	AST	BLK	STL	PF-DQ	OFF REBS	DEF REBS	TOTAL REBS-AVG	TOTAL PTS-AVG
	GP	FGM-FGA	.PCT	FGM-FGA	.PCT											
1950-51	27	510-	—	—	—	400-663	.603	—	—	—	—	—	—	—	—	1420-52.6
1951-52			—	—	—											
1952-53	23	369-	—	—	—	515-788	.654	—	—	—	—	—	—	—	—	1256-54.3
1953-54	30	539-	—	—	—	594-888	.668	—	—	—	—	—	—	—	—	1672-55.7
1954-55			—	—	—											
1955-56	24	509-1470	.346	—	—	537-733	.732	—	—	—	—	—	—	—	977-40.7	1555-64.8
1956-57	26	553-1414	.391	—	—	484-729	.661	—	—	—	—	—	—	—	940-36.2	1590-61.5
1957-58	29	583-1687	.352	—	—	497-735	.676	—	—	—	—	—	—	—	1031-35.6	1671-57.6
1958-59	23	444-1201	.369	—	—	408-584	.697	—	—	—	—	—	—	—	814-35.4	1296-57.6
1959-60	23	529-1331	.397	—	—	343-490	.700	—	—	—	—	—	—	—	795-34.6	1407-56.3
1960-61	26	642-1676	.384	—	—	473-679	.697	—	—	—	—	—	—	—	1119-43.0	1757-61.2
1961-62	25	700-1669	.419	—	—	405-679	.649	—	—	—	489-	—	—	—	1115-44.6	1805-67.6
1962-63	21	614-1336	.460	—	—	276-624	.697	—	—	—	336-	—	—	—	879-41.9	1504-71.6
1963-64	26	736-1618	.455	—	—	509-396	.692	—	—	—	462-14	—	—	—	1145-44.0	1964-75.5
1964-65	26	686-1655	.415	—	—	417-735	.714	—	—	—	490-23	—	—	—	1021-30.3	1789-68.8
1965-66	25	649-1603	.405	—	—	415-584	.706	—	—	—	454-11	—	—	—	1029-41.2	1711-68.4
1966-67	25	644-1380	.467	—	—	340-588	.714	—	—	—	393-7	—	—	—	928-37.1	1628-65.1
1967-68	24	670-1533	.437	—	—	434-476	.701	—	—	—	419-12	—	—	—	1188-49.0	1744-73.9
1968-69	26	858-1846	.465	—	—	472-619	.725	—	—	—	488-18	—	—	—	1225-47.1	2188-84.1
1969-70	26	762-1695	.449	—	—	421-651	.680	—	—	—	472-13	—	—	—	1082-41.6	1945-74.7
1970-71	26	743-1625	.457	—	—	422-619	.703	308	—	—	544-24	—	—	—	1056-40.6	1908-73.4
1971-72	32	843-1933	.436	—	—	417-600	.687	302	—	—	607-30	—	—	—	1040-32.5	2107-65.8
1972-73	30	947-2023	.449	—	—	332-607	.686	363	—	—	598-23	—	—	—	1043-34.8	2226-74.2
1973-74	28	798-1993	.400	—	—	335-484	.705	278	—	—	513-11	—	—	—	1066-38.1	1931-69.0
1974-75	29	916-2075	.441	—	—	331-475	.694	355	—	—	634-28	—	—	—	999-34.5	2163-74.6
1975-76	28	867-1954	.444	—	—	346-477	.708	307	—	—	575-25	—	—	—	1024-36.6	2080-74.3
1976-77	27	804-1845	.436	—	—	393-489	.722	299	58	202	529-21	—	—	—	978-36.2	2001-74.1
1977-78	28	906-2001	.453	—	—	415-612	.678	363	60	227	563-14	—	—	—	1057-37.7	2227-79.5
1978-79	30	912-1923	.474	—	—	416-601	.692	402	99	240	576-17	—	—	—	1036-34.5	2240-74.7
1979-80	31	926-1952	.474	—	—	374-534	.700	476	83	231	662-31	—	—	—	1000-32.3	2226-71.8
1980-81	31	879-1860	.473	—	—	406-582	.698	454	76	254	613-27	—	—	—	954-30.8	2164-69.8
1981-82	31	666-1424	.468	—	—	372-548	.679	326	80	150	581-30	—	—	—	802-27.7	1704-58.8
1982-83	29	808-1783	.453	—	—	425-634	.670	385	78	144	655-22	—	—	—	1022-34.1	2141-71.4
1983-84	30	889-1922	.462	—	—	373-537	.694	465	66	170	644-32	—	—	—	996-31.1	2151-67.2
1984-85	32	981-2136	.459	—	—	440-637	.691	510	84	192	681-26	—	—	—	1222-33.0	2404-65.0
1985-86	33	873-1820	.480	—	—	420-575	.730	457	78	187	639-16	—	—	—	1017-30.0	2166-65.6
1986-87	26	728-1521	.479	113-245	.561	336-491	.684	425	61	193	497-12	298	520	871-33.5	1905-73.3	
1987-88	31	840-1744	.482	126-318	.396	421-589	.715	488	60	203	567-	347	599	1010-32.6	2227-71.8	
1988-89	29	798-1722	.463	125-339	.369	431-615	.701	475	72	171	531-13	330	604	1024-34.6	2152-74.2	
1989-90	33	911-2122	.429	175-490	.357	566-811	.698	535	103	238	692-25	466	676	1244-37.7	2563-77.7	
1990-91	28	817-1827	.447	161-465	.346	427-631	.677	475	128	179	595-18	384	645	1114-39.8	2222-79.4	
1991-92	29	829-1763	.470	164-440	.373	467-729	.641	460	152	165	612-18	378	656	1130-39.0	2289-78.9	
1992-93	28	813-1812	.443	163-446	.313	437-661	.661	521	170	203	544-17	408	694	1186-42.4	2226-79.5	
1993-94	30	798-1846	.432	168-526	.319	433-640	.640	448	145	213	632-17	367	687	1148-38.3	2197-73.2	
1994-95	34	923-2098	.440	241-685	.352	427-651	.656	511	573	220	727-34	398	647	1142-33.6	2514-73.9	
1995-96	30	780-1730	.451	195-537	.363	533-731	.729	429	155	195	594-21	321	693	1114-37.1	2288-76.3	
1996-97	32	752-1857	.405	195-601	.325	437-654	.668	425	122	229	669-29	335	666	1092-34.1	2136-66.8	



# Terp Record vs. All Opponents

<b>vs. Air Force</b> Maryland leads, 2-0 1977-78 74-73 H W 1978-89 81-68 A W	<b>vs. Buffalo</b> Maryland leads, 4-0 1969-70 97-77 H W 1970-71 109-70 H W 1971-72 82-58 H W 1972-73 93-64 H W	<b>vs. Clemson</b> Maryland leads, 67-40 1938-39 45-35 H W 27-39 N-sct L 1939-40 53-26 H W 30-48 A L 1940-41 34-48 H L 1947-48 49-42 H W 63-61 A W 1948-49 74-50 H W 49-68 A L 1949-50 55-60 H L 68-70 A L 1950-51 44-50 A L 54-50 H W 50-48 N-sct W 1953-54 81-41 A W 79-54 H W 79-59 N-acc3 W 1954-55 71-63 A W 68-66 H W 1955-56 71-63 A W 81-69 H W 1956-57 59-52 A W 74-65 H W 1957-58 66-73 A L 72-54 H W 1958-59 46-55 A L 77-58 H W 1959-60 70-55 H W 66-59 A W 1960-61 59-76 A L 82-80 H W 91-75 N-acc3 W 1961-62 61-73 A L 68-75 H L 1962-63 60-62 A L 69-67 H W 1963-64 56-48 H W 68-83 A L 67-81 N-acc3 W 1964-65 67-65 A W 88-71 H W 61-50 N-acc3 W 1965-66 66-71 A L 69-81 H L 1966-67 68-48 H W 61-65 A L 1967-68 93-94 A L 81-68 H W 1968-69 83-78 H W 84-83 A W 1969-70 75-68 A W 103-85 H W 1970-71 56-52 H W 45-51 A L 1971-72 61-63 A L 67-57 H W 54-52 N-acc2 W 1972-73 79-75 A W 69-66 H W 77-61 N-acc2 W 1973-74 89-60 H W 56-54 A W 1974-75 82-83 A L 70-64 H W 1975-76 77-82 H L 98-89 A W 1976-77 71-93 A L 84-78 H W 90-75 H W 80-75 A W 1978-79 77-63 A W 77-69 H W 75-67 N-acc2 W 1979-80 84-83 H W 81-90 A L 91-85 Nacc2 W 1980-81 68-62 A W 72-70 H W 1981-82 62-57 H W 66-75 A L 1982-83 80-61 A W	92-88 H W 1983-84 85-72 H W 66-65 A W 1984-85 94-84 H W 64-71 H L 1985-86 78-69 H W 60-70 A L 1986-87 79-80 H L 64-72 A L 1987-88 68-53 H W 70-66 A W 1988-89 58-75 A L 98-87 H W 1989-90 77-82 A L 73-75 H L 1990-91 84-71 H W 70-82 A L 81-75 N-acc1 W 1991-92 84-71 H W 70-82 A L 81-75 N-acc1 W 1992-93 72-82 A L 73-81 H L 1993-94 73-53 H W 67-73 A L 1994-95 56-51 A W 84-68 H W 1995-96 66-60 H W 61-68 A L 1996-97 63-67 H L 68-80 A L 76-61 N-acc1 W	1929-30 27-28 H L 24-39 A L 1930-31 32-24 H W 1931-32 20-18 A W 1932-33 30-28 H W 1933-34 37-33 H W 1934-35 39-48 H L 1935-36 38-34 H W 47-35 N-sct W 1936-37 31-34 A L 30-34 A L 1937-38 40-35 H W 34-44 A L 32-35 N-sct L 1938-39 37-34 H W 60-44 A W 1939-40 32-30 H W 37-48 A L 32-44 N-sct L 1940-41 26-40 H L 17-43 A L 1941-42 33-37 A L 46-64 H L 1942-43 43-46 H L 1944-45 24-51 A L 49-76 N-sct L 1945-46 25-59 A L 45-38 H W 1946-47 38-40 H L 1947-48 42-53 A L 1949-50 46-58 A L 67-57 H W 1950-51 40-49 H L 1951-52 51-56 A L 48-51 N L 1952-53 74-65 N W 1953-54 61-68 H L 1954-55 49-47 H W 61-68 A L 1955-56 62-76 A L 70-82 H L 69-94 N-acc3 L 1956-57 62-51 H W 60-72 A L 1957-58 74-49 H W 59-68 A L 71-65 (OT) N-acc3W 1958-59 64-31 H W 69-78 A L 1959-60 56-48 A W 71-61 H W 1960-61 62-70 A L 76-71 H W 1961-62 68-84 A L 53-79 H L 1962-63 56-92 A L 58-71 N-acc3 L 1963-64 72-104 H L 63-84 A L 1964-65 64-82 A L 85-82 H W 1965-66 61-76 A L 69-74 H L 1966-67 69-72 H L 58-81 A L 1967-68 52-84 H L 64-85 A L 1968-69 85-96 A L 83-93 H L 1969-70 52-50 H W 76-87 A L 1970-71 88-79 A W 67-70 H L 1971-72 77-58 H W 59-68 A L 1972-73 81-85 A L 96-68 H W 1973-74 104-83 H W 64-61 A W 85-66 N-acc2 W 1974-75 83-77 H W 104-80 A W																								
<b>vs. Alabama</b> Maryland leads, 3-0 1924-25 27-21 N-sct W 1984-85 59-54 A W 1985-86 60-58 H W	<b>vs. California</b> Maryland leads, 1-0 1996-97 80-64 N-fnb W	<b>vs. California-Irvine</b> Maryland leads, 1-0 1990-91 93-79 H W	<b>vs. California-Los Angeles (UCLA)</b> UCAL leads, 4-1 1973-74 64-65 A L 1974-75 75-81 H-mdinv L 1981-82 57-90 A L 1982-83 80-79 (2 OT) H W 1995-96 63-73 N-wood L	<b>vs. California-Santa Barbara</b> Maryland leads, 1-0 1987-88 92-83 N-ncaa3 W	<b>vs. Cal-State Sacramento</b> Maryland leads, 1-0 1989-90 98-68 N-cham W	<b>vs. Canisus</b> Maryland leads, 7-0 1971-72 86-77 H W 1972-73 107-80 A W 1973-74 86-73 H W 1978-79 129-103 H W 1981-82 91-73 H W 1982-83 67-66 A W 1983-84 77-55 H W	<b>vs. Catholic</b> The series is tied, 11-11 1910-11 35-30 H W 1913-14 NA A L NA H L 1918-19 7-25 NA L 12-14 NA L 1923-24 13-30 NA L 14-20 NA L 1924-25 18-14 A W 27-17 H W 1929-30 37-30 H W 1930-31 24-21 A W 1931-32 39-34 H W 1932-33 27-29 A L 1933-34 33-25 H W 1934-35 29-45 A L 1935-36 29-40 H L 1937-38 49-33 H W 1938-39 40-38 A W 1939-40 46-31 A L 1943-44 33-31 H W 33-53 A L 1979-80 113-79 H W	<b>vs. Central Florida</b> Maryland leads, 1-0 1986-87 73-55 H W	<b>vs. Chaminate</b> Maryland leads, 1-0 1994-95 95-67 N-maui W	<b>vs. College of Charleston</b> Charleston leads, 1-0 1996-97 66-75 N-ncaa18 L	<b>vs. Chicago State</b> Maryland leads, 1-0 1996-97 94-44 H W	<b>vs. City College of New York</b> The series is tied, 1-1 1924-25 22-16 H W 1941-42 40-57 A L	<b>vs. Cincinnati</b> Maryland leads, 2-0 1954-55 78-61 N-aacity W 1994-95 74-72 N-aid W	<b>vs. The Citadel</b> Maryland leads, 1-0 1937-38 45-43 N-sct W	<b>vs. Cleveland State</b> Maryland leads, 1-0 1984-85 95-84 H W	<b>vs. Columbia</b> Maryland leads, 2-0 1924-25 24-23 A W 1963-64 82-76 N-evan W	<b>vs. Connecticut</b> The series is tied, 1-1 1989-90 65-87 N-accbe2 L 1994-95 89-99 N-ncaa16 L	<b>vs. Coppin State</b> Coppin leads, 1-0 1989-90 63-70 H L	<b>vs. Cornell</b> Maryland leads, 1-0 1993-94 92-41 H W	<b>vs. Creighton</b> Maryland leads, 1-0 1974-75 83-79 N-ncaa4 W	<b>vs. Davidson</b> The series is tied, 1-1 1966-67 66-65 A-ci W 1968-69 69-83 A-ci L	<b>vs. Dayton</b> Maryland leads, 2-1 1965-66 77-75 N-sb W 1983-84 61-59 H W 1984-85 63-67 A L	<b>vs. Delaware</b> Maryland leads, 2-1 1910-11 14-23 A L 1969-70 94-58 H W 1970-71 86-73 H W	<b>vs. Delaware College</b> Delaware College leads, 1-0 1913-14 NA A L	<b>vs. Delaware State</b> Maryland leads, 2-0 1989-90 87-53 H W 1995-96 118-55 H W	<b>vs. DePaul</b> Maryland leads, 1-0 1976-77 92-74 H W	<b>vs. DePauw</b> Maryland leads, 2-0 1974-75 113-49 H W 1975-76 99-42 H W	<b>vs. Duke</b> Duke leads, 86-51 1925-26 41-20 H W
<b>vs. Appalachian State</b> Maryland leads, 2-0 1974-75 96-50 H W 1975-76 76-74 H W	<b>vs. Arizona</b> Arizona leads, 1-0 1963-64 54-57 N-evans L	<b>vs. Arizona State</b> The series is tied, 1-1 1953-54 65-50 A W 1994-95 90-97 N-maui L	<b>vs. Arkansas</b> The series is tied, 1-1 1987-88 88-61 H W 1988-89 68-73 A L	<b>vs. Army</b> Maryland leads, 3-1 1966-67 57-56 N-ci W 1969-70 54-69 H-mdinv L 1977-78 99-77 H W 1989-90 78-60 N-afc W	<b>vs. Augusta College</b> Maryland leads, 1-0 1989-90 105-74 H W	<b>vs. Ball State</b> Maryland leads, 1-0 1976-77 86-70 H W	<b>vs. Baltimore City</b> Maryland leads, 2-1 1913-14 NA H L 1935-36 55-33 H W 1937-38 50-32 A W	<b>vs. Biscayne College</b> Maryland leads, 1-0 1978-79 86-60 H W	<b>vs. Boston College</b> Maryland leads, 3-1 1957-58 86-63 N-ncaa1 W 1973-74 58-37 H-mdinv W 1983-84 89-76 H W 1990-91 85-100 N-accbel L	<b>vs. Boston University</b> Maryland leads, 2-1 1975-76 122-82 H W 1989-90 61-65 N-bg L 1990-91 85-59 H W	<b>vs. Brown</b> Maryland leads, 3-0 1971-72 100-83 H W 1972-73 127-82 H W 1979-80 72-59 H W	<b>vs. Bucknell</b> Maryland leads, 6-0 1976-77 106-72 H W 1977-78 96-62 H W 1978-79 107-97 H W 1979-80 95-73 H W 1986-87 77-68 H W 1994-95 102-64 H W																

# Terp Record vs. All Opponents

1975-76	102-91	H	W	vs. Fairleigh Dickinson	67-46	A	W	1975-76	72-63	A	W	1973-74	102-75	H-mdinv	W	
	67-69	A	L	<b>Maryland leads, 3-0</b>	1980-81	68-48	A	W	1977-78	91-87	A	W	1982-83	55-53	A	W
	80-78	N-acc5	W	1980-81	109-83	H	W	1978-79	65-68	N	L	1984-85	99-75	H	W	
1976-77	65-64	A	W	1985-86	74-51	H	W	1979-80	71-83	N-armory	L	<b>vs. Houston</b>				
	85-72	H	W	1986-87	70-59	H	W	1958-59	65-66	H	L	<b>The series is tied, 1-1</b>				
1977-78	78-88	H	L	<b>vs. Florida</b>	1959-60	64-57	A	W	1993-94	84-83 (OT)	A-cap	W	1965-66	69-68	N-sb	W
	70-81	A	L	<b>Florida leads, 1-0</b>	1960-61	86-84	H	W	<b>vs. Georgia</b>			1982-83	50-60	N-ncaa10	L	
	69-81	N-acc2	L	1931-32	24-39	N-sct	L	<b>Georgia leads, 3-2</b>			<b>vs. Howard</b>					
1978-79	78-87	A	L	<b>vs. Florida State</b>	1961-62	44-63	A	L	1923-24	25-29	N-sct	L	<b>Maryland leads, 3-0</b>			
	70-68	H	W	<b>Maryland leads, 8-5</b>	1962-63	67-56	A	W	1926-27	34-33	H	W	1992-93	109-69	H	W
1979-80	101-82	H	W	1991-92	83-91 (OT)	H	L	1930-31	26-25	N-sct	W	1995-96	88-71	H	W	
	61-66	A	L		93-85	A	W	1932-33	36-40	H	W	1996-97	93-55	H	W	
	72-73	N-acc2	L	1992-93	85-105	A	L	1981-82	69-83	N-nit	L	<b>vs. Illinois</b>				
1980-81	94-79	H	W		84-87	H	L	1996-97	65-73	N-rain	L	<b>Illinois leads, 1-0</b>				
	54-55	A	L	1993-94	80-74	H	W	<b>vs. Georgia State</b>				1983-84	70-72	N-ncaa12	L	
	56-53	N-acc5	W		69-66	A	W	<b>Maryland leads, 1-0</b>			<b>vs. Indiana</b>					
1981-82	40-36	A	W	1994-95	70-57	A	W	1988-89	69-62	N-free	W	<b>Indiana leads, 3-0</b>				
	77-60	H	W		80-65	H	W	<b>vs. Georgia Tech</b>				1934-35	25-30	H	L	
1982-83	67-86	H	L		71-64	N-acc1	W	<b>Georgia Tech leads, 28-18</b>				1959-60	63-72	N-blgr	L	
	101-90	A	W	1995-96	78-100	A	L	1972-73	90-55	H-mdinv	W	1980-81	64-99	N-ncaa7	L	
1983-84	81-75	A	W		88-78	H	W	1974-75	105-67	H-mdinv	W	<b>vs. Iowa</b>				
	84-89	A	L	1996-97	70-74	A	L	1975-76	93-65	H	W	<b>Maryland leads, 1-0</b>				
	74-62	N-acc2	W		73-57	H	W	1977-78	65-63	H-mdinv	W	1984-85	78-68	N-rain	W	
1984-85	78-76	H	W	<b>vs. Fordham</b>				1979-80	70-60	H	W	<b>vs. Jacksonville</b>				
	62-70	A	L	<b>Maryland leads, 7-1</b>	1956-57	62-68	H	L	83-73	A	W	<b>Maryland leads, 2-1</b>				
	73-86	N-acc4	L	1957-58	61-58	A	W	52-49	N-acc2	W	1971-72	91-77	N-nit1	W		
1985-86	75-81	H	L	1959-60	76-54	N-blgr	W	1980-81	66-55	A	W	1989-90	68-53	H	W	
	68-80	A	L	1969-70	94-71	H-mdinv	W	1981-82	72-64	H	W	1990-91	70-71	A	L	
1986-87	61-85	H	L	1972-73	83-72	A	W	1982-83	43-45	H	L	<b>vs. James Madison</b>				
	67-76	A	L	1973-74	112-73	H	W	63-64	A	L	<b>Maryland leads, 1-0</b>					
1987-88	72-69	A	W	1974-75	65-46	A	W	77-68	H	W	1986-87	90-76	A	W		
	83-90	H	L	1975-76	81-56	H	W	60-70	A	L	<b>vs. Johns Hopkins</b>					
1988-89	72-82	H	L	<b>vs. Gallaudet</b>				58-64	N-acc4	L	<b>Maryland leads, 15-4</b>					
	60-86	A	L	<b>The series is tied, 7-7</b>	1910-11	30-56	A	L	1983-84	70-71 (2OT)	A	L	1927-28	20-22	A	L
1989-90	80-91	A	L		27-54	H	L	79-74	H	W		23-19	H	W		
	111-114 (OT)	H	L	1913-14	NA	A	L	1984-85	69-70	N-rain	L	1928-29	20-30	H	L	
	84-104	N-acc1	L		NA	A	L	60-72	H	L		19-18	A	W		
1990-91	78-94	H	L		NA	A	L	43-48	A	L	1929-30	41-24	H	W		
	81-101	A	L		NA	A	L	1985-86	67-68	A	L	39-24	A	W		
1991-92	66-83	H	L		NA	H	L	70-77	H	L	1930-31	32-27	H	W		
	89-91	A	L	1918-19	27-26	NA	W	62-64	N-acc2	L	1931-32	33-26	A	W		
	87-94	N-acc1	L		9-33	NA	L	72-76	A	L		38-24	H	W		
1992-93	62-78	H	L	1923-24	42-28	NA	W	74-78	H	L	1932-33	27-37	A	L		
	79-95	A	L	1924-25	25-14	H	W	1987-88	83-96	H	L		35-31	H	W	
1993-94	62-75	A	L	1925-26	40-13	H	W	82-104	A	L	1933-34	32-37	A	L		
	69-73	H	L	1926-27	39-26	H	W	84-67	N-acc2	W		32-19	H	W		
1994-95	74-72	H	W	1927-28	45-20	H	W	1988-89	74-87	A	L	1934-35	41-35	A	W	
	94-92	A	W	1930-31	38-27	H	W	66-67	H	L		32-19	H	W		
1995-96	73-83	A	L	1944-45	26-27	H	L	1989-90	84-90	H	L	1935-36	45-40	H	W	
	75-77	H	L	<b>vs. George Mason</b>				1990-91	78-80	A	L	1936-37	54-31	H	W	
	82-69	N-acc2	W	<b>Maryland leads, 3-0</b>	1981-82	74-62	H	L	1990-91	65-80	A	L	1937-38	56-30	H	W
1996-97	74-70	H	W	1985-86	81-80	A	W	1991-92	96-93	H	W	1982-83	108-65	H	W	
	69-81	A	L	1989-90	104-86	N-cham	W	67-92	A	L	<b>vs. Kansas</b>					
<b>vs. Duquesne</b>				<b>vs. George Washington</b>				65-67	H	L	<b>Kansas leads, 3-0</b>					
<b>Maryland leads, 6-0</b>				<b>Maryland leads, 33-23</b>				1992-93	75-85	H	L	1964-65	61-63	H	L	
1971-72	85-71	H	W	1913-14	NA	H	L	1993-94	79-93	A	L	1965-66	62-71	A	L	
1972-73	81-71	A	W	1918-19	20-53	NA	L	1994-95	91-88	A	W	1984-85	56-58	N-shoot	L	
1973-74	98-72	H	W		11-25	NA	L	1995-96	71-83	H	L	<b>vs. Kansas State</b>				
1974-75	103-82	A	W	1923-24	41-22	NA	W	80-67	H	W	<b>Kansas State leads, 1-0</b>					
1982-83	85-64	H	W		19-20	NA	L	91-100	A	L	1965-66	63-57	A	L		
1983-84	78-67	A	W	1938-39	24-37	A	L	1999-00	84-98	A	L	<b>vs. Kentucky</b>				
<b>vs. East Carolina</b>				1939-40	26-44	H	L	88-74	H	W	<b>Kentucky leads, 6-3</b>					
<b>Maryland leads, 6-0</b>				1940-41	28-61	A	L	79-84	N-acc2	L	1927-28	37-7	H	W		
1975-76	127-84	H	W	1941-42	29-47	H	L	1996-97	77-63	H	W	1929-30	21-26	N-sct	L	
1976-77	80-69	H	W	1942-43	43-48	A	L	76-68	A	W	1930-31	29-27	N-sct	W		
1977-78	130-106	H	W	1945-46	48-35	H	W	<b>vs. Gonzaga</b>			1955-56	61-62	H	L		
1978-79	82-71	H	W	1946-47	44-43	H	W	<b>Maryland leads, 1-0</b>			1956-57	55-76	A	L		
1979-80	85-72	H	W	1947-48	48-63	H	L	1994-95	87-63	N-ncaa15	W	1957-58	71-62	H	W	
1980-81	75-59	H	W		49-65	A	L	<b>vs. Hawaii</b>			1958-59	56-58	A	L		
<b>vs. Eastern Kentucky</b>				1948-49	54-66	H	L	<b>The series is tied, 1-1</b>			1987-88	81-90	N-ncaa3	L		
<b>Maryland leads, 1-0</b>				1949-50	51-71	H	L	1984-85	79-71	A-rain	W	1995-96	84-96	N-to	L	
1973-74	106-57	H	W	1950-51	47-67	A	L	1996-97	76-59	A-rain	W	<b>vs. Kentucky Wesleyan</b>				
<b>vs. East Tennessee State</b>				1951-52	56-57	H	L	<b>vs. Hawaii-Pacific</b>			<b>Maryland leads, 1-0</b>					
<b>Maryland leads, 2-0</b>				1952-53	62-63	A	L	<b>Maryland leads, 1-0</b>			1953-54	54-37	A-aacity	W		
1974-75	105-87	H	W		66-53	H	W	<b>vs. Hofstra</b>			<b>Maryland leads, 1-0</b>					
1989-90	91-86	N-cham	W	1953-54	68-61	H	W	<b>Maryland leads, 2-0</b>			1972-73	76-58	H	W		
<b>vs. Evansville</b>					53-50	H	W	1981-82	94-52	H	W	<b>vs. Lafayette</b>				
<b>The series is tied, 1-1</b>				1954-55	53-75	A	L	1993-94	93-67	N-hf	W	<b>Maryland leads, 4-0</b>				
1953-54	66-58	N-aacity	W		67-73	H	L	<b>vs. Holy Cross</b>			1924-25	30-15	H	W		
1991-92	64-75	N-fiesta	L	1955-56	62-48	H	W	<b>Maryland leads, 4-0</b>			1981-82	82-58	H	W		
								1971-72	102-79	A	W	1990-91	64-48	H	W	



# Terp Record vs. All Opponents

1996-97 108-67 H W	1992-93 94-63 H W	1930-31 33-36 A L	1932-33 42-29 H W	70-97 A L
vs. Lamar	1995-96 104-66 W W	1931-32 26-15 H W	1933-34 24-28 H L	1977-78 71-85 A L
Maryland leads, 1-0	vs. Massachusetts	1932-33 21-59 A L	1934-35 31-39 H L	64-66 H L
1988-89 74-65 N-sbt W	Massachusetts leads, 4-2	1933-34 27-46 A L	1935-36 32-44 H L	53-54 H L
vs. La Salle	1989-90 91-81 H-nit W	1934-35 36-43 A L	1936-37 24-41 A L	67-76 A L
Maryland leads, 3-0	1993-94 80-94 N-hf L	1935-36 32-20 A W	35-44 H L	79-102 N-acc2 L
1983-84 96-83 H-mdinv W	1993-94 95-87 N-ncaa5 W	1936-37 37-53 A L	1937-38 24-43 A L	1979-80 92-86 A W
1992-93 93-76 A W	1994-95 74-85 N-bal L	1937-38 34-37 A L	1938-39 34-32 H W	70-69 H W
1994-95 96-80 H W	1995-96 47-50 N-fnb L	1938-39 37-47 A L	66-41 A W	66-75 A L
vs. Lehigh	1996-97 61-78 N-wor L	1940-41 27-52 A L	1940-41 36-55 H L	63-76 H L
Maryland leads, 1-0	vs. Memphis State	1941-42 47-61 A L	29-44 A L	60-61 N-acc5 L
1970-71 85-66 H W	Memphis State leads, 2-0	1942-43 63-54 A W	1941-42 30-34 H L	1981-82 50-66 H L
vs. Long Island	1957-58 46-47 (3OT) N-sb L	1943-44 35-69 A L	1942-43 47-40 H W	56-59 A L
Maryland leads, 7-0	1966-67 53-55 A-msi L	1944-45 33-70 A L	40-31 A W	1982-83 71-72 A L
1971-72 78-60 H W	vs. Miami (Fla.)	1945-46 35-44 A L	1944-45 28-53 A L	106-94 H W
1972-73 100-73 H W	The series is tied, 3-3	1946-47 27-55 A L	1945-46 28-64 A L	62-74 H L
1974-75 99-84 H W	1953-54 63-57 A W	1947-48 47-51 A L	31-33 H L	63-78 A L
1975-76 111-88 H W	1961-62 71-68 A W	1948-49 46-52 A L	27-54 N-sct L	1984-85 74-75 H L
1976-77 49-45 H W	1964-65 73-80 A-hc L	1949-50 62-75 A L	1946-47 42-58 A L	54-60 A L
1977-78 94-64 H W	1967-68 73-93 A L	1950-51 47-51 A L	61-57 H W	1985-86 67-71 H L
1981-82 87-79 H W	1968-69 35-92 N-mit L	1951-52 48-45 A W	1947-48 42-58 A L	77-72 (OT) A W
vs. Louisiana State	1970-71 111-77 H W	1952-53 47-51 A L	47-51 H L	85-75 N-acc2 W
The series is tied, 2-2	vs. Miami (Ohio)	1953-54 61-60 A W	1948-49 47-55 A L	86-93 H L
1930-31 37-33 N-sct W	Maryland leads, 2-0	1954-55 60-54 A W	52-66 H L	65-98 A L
1963-64 75-65 N-vpi W	1979-80 115-76 H-mdinv W	1955-56 80-61 H W	61-79 N-sct L	63-82 N-acc5 L
1987-88 54-55 A L	1985-85 69-68 (OT) N-ncaa7 W	1956-57 55-56 A L	1949-50 53-55 A L	1987-88 65-71 H L
1988-89 77-79 H L	vs. Michigan	1957-58 88-58 H W	56-69 H L	73-74 A L
vs. Louisville	Michigan leads, 3-1	64-51 A W	1950-51 67-59 A W	64-74 N-acc2 L
Louisville leads, 5-1	1926-27 25-39 A L	1958-59 50-53 H L	56-55 H W	1988-89 72-88 A L
1961-62 64-83 N-sb L	1933-34 29-25 H W	1959-60 51-50 A W	47-51 A L	75-86 H L
1974-75 82-96 N-ncaa13 L	1937-38 26-33 H L	1960-61 63-62 H W	71-51 H W	58-88 N-acc4 L
1978-79 84-99 H L	1993-94 70-78 N-ncaa14 L	1961-62 58-67 A L	1952-53 49-59 A L	1989-90 98-88 H W
1980-81 67-78 A L	vs. Michigan State	1962-63 67-61 H W	68-66 H W	80-76 A W
1991-92 79-96 A L	Michigan State leads, 1-0	1963-64 55-68 A W	1954-55 70-60 A W	1990-91 73-105 A W
1992-93 72-67 H W	1955-56 75-95 H-mwf L	1964-65 77-58 H W	63-61 H W	75-87 H L
vs. Loyola (Md.)	vs. Minnesota	70-57 A W	1955-56 62-68 H L	1991-92 76-96 A L
Maryland leads, 7-5	Maryland leads, 2-0	1965-66 74-69 H W	55-64 A L	82-80 H W
1913-14 NA A L	1960-61 64-53 A W	1966-67 76-72 H W	1956-57 61-70 A L	1992-93 73-101 A L
1930-31 30-33 H L	1961-62 75-69 H W	1968-69 68-72 A L	61-65 (2OT) H L	63-77 H L
1931-32 27-28 H L	vs. Mississippi	1969-70 73-57 H W	1957-58 74-61 H W	66-102 n-acc1 L
1947-48 52-63 H L	The series is tied, 1-1	1971-72 85-60 A W	59-66 A L	1993-94 70-75 H L
1948-49 75-77 A L	1928-29 35-37 NA L	1972-73 76-67 A W	86-74 N-acc3 W	89-95 A L
1958-59 54-40 N-sb W	1987-88 74-69 N-mci W	1973-74 72-50 A W	1958-59 57-64 A W	1994-95 90-100 A L
1970-71 88-69 A W	vs. Mississippi State	1974-75 83-73 A W	69-51 H W	86-73 H W
1971-72 73-60 A W	Mississippi State leads, 3-0	1975-76 87-69 A W	1959-60 66-75 H L	92-97 (OT) N-acc1 L
1984-85 88-74 A W	1925-26 19-22 N-sc L	1976-77 64-54 N-cap W	64-81 A L	1995-96 86-88 H L
1987-88 74-60 N-mci W	1958-59 45-56 N-sb L	1978-79 82-62 H W	1960-61 57-81 N-dc L	84-78 A W
1993-94 94-71 H W	1961-62 62-64 N-sb L	1980-81 86-64 H W	52-58 H L	1996-97 85-75 A W
1994-95 92-62 H W	vs. Missouri	1982-83 98-73 H W	56-63 A L	81-93 A L
vs. Maine	Missouri leads, 2-1	1984-85 64-59 N-ncaa7 W	1961-62 79-62 H W	vs. North Carolina -
Maryland leads, 1-0	1987-88 85-93 A L	vs. Nevada Las Vegas	67-70 A L	Charlotte
1969-70 97-68 H W	1988-89 73-87 H L	(UNLV)	56-78 H L	Maryland leads, 1-0
vs. Manhattan	1995-96 91-72 H W	Nevada Las Vegas leads, 4-1	68-82 A L	1975-76 70-60 H W
Maryland leads, 1-0	vs. Monmouth (N.J.)	1977-78 81-68 H W	88-94 A L	vs. North Carolina -
1957-58 59-55 N-ncaa6 W	Maryland leads, 1-0	1978-79 88-94 A L	74-64 H W	Greensboro
vs. Marshall	1988-89 74-70 H W	1984-85 76-78 A L	1964-65 76-68 H W	Maryland leads, 1-0
Maryland leads, 2-0	vs. Montana State	1985-86 63-64 A L	90-81 A W	1991-92 84-55 H W
1968-69 89-80 A-mit W	Maryland leads, 1-0	64-70 N-ncaa8 L	1965-66 52-67 A W	vs. North Carolina State
1980-81 114-89 H-mdinv W	1956-57 89-72 N-aacity W	vs. New Mexico A&M	77-66 H W	N.C. State leads, 67-53
vs. Maryland Baltimore	vs. Morgan State	New Mexico A&M leads, 1-0	70-77 N-acc3 L	1924-25 16-30 N-sct L
County	Maryland leads, 4-0	1956-57 43-45 N-aacity L	1966-67 77-85 A L	1926-27 23-38 A L
Maryland leads, 8-0	1988-89 73-61 H W	vs. New York University	78-79 H L	1927-28 36-24 H W
1986-87 78-64 H W	1992-93 103-63 H W	NYU leads, 2-0	1967-68 67-73 H L	26-28 H L
1988-89 78-66 H W	1993-94 85-62 H W	1910-11 7-25 H L	60-83 A L	21-19 A W
1989-90 113-61 H W	1994-95 138-72 H W	1937-38 27-42 H L	1968-69 87-107 A L	33-35 A L
1990-91 92-60 H W	vs. Mount Saint Joseph	vs. Niagara	86-88 H L	41-35 H W
1992-93 103-80 H W	Mt. St. Joseph's leads, 2-0	Maryland leads, 1-0	1969-70 69-77 H L	35-42 N-sct L
1993-94 89-80 H W	1910-11 22-20 H W	1971-72 100-69 N-nit1 W	83-90 A L	1938-39 40-46 A L
1994-95 102-77 H W	1913-14 NA A L	vs. North Carolina	1970-71 79-105 A L	53-29 N-sct W
1996-97 67-31 H W	vs. Mount Saint Mary's	North Carolina leads, 101-44	76-100 H A	1939-40 46-36 A W
vs. Maryland Eastern Shore	Maryland leads, 2-0	1923-24 20-26 H L	1971-72 72-92 A L	1943-44 23-42 N-sct L
Maryland leads, 13-0	1987-88 82-54 A W	1924-25 16-21 H L	79-77 (OT) H W	32-36 A L
1979-80 82-58 H W	1991-92 83-53 H W	1925-26 23-22 H W	64-73 N-acc2 L	42-57 H L
1980-81 81-65 H W	vs. Navy	1926-27 23-20 H W	1972-73 94-88 H W	47-39 A W
1981-82 76-64 H W	Maryland leads, 30-26	23-32 H L	85-95 A L	37-33 H W
1982-83 91-70 H W	1924-25 16-23 A L	23-19 A W	1973-74 73-82 A L	27-54 N-sct L
1983-84 104-69 H W	1925-26 21-12 A W	1928-29 22-28 H L	91-80 H W	43-55 N-sct L
1984-85 87-48 H W	1926-27 30-32 A L	1929-30 36-33 H W	105-85 N-acc2 W	1950-51 45-54 N-sct L
1985-86 91-44 H W	1927-28 26-35 A L	29-22 A W	1974-75 66-69 H W	68-64 H W
1986-87 117-51 H W	1928-29 30-27 A W	1930-31 33-31 H W	96-74 A W	58-78 A L
1987-88 101-51 H W	1929-30 43-39 A W	1918-19 N-sct W	1975-76 93-95 (OT) A L	64-73 H W
1988-89 97-53 H W		1931-32 26-25 H W	69-81 H L	71-62 A W
1991-92 115-60 H W		26-32 A L	1976-77 68-71 H L	79-66 H W

# Terp Record vs. All Opponents

TERP RECORDS

1957-58	56-49	A	W	1991-92	88-94	A	L	1927-28	26-30	A	L	1972-73	82-50	A	W	66-59	H	W		
	48-57	H	L		77-74	H	W		1928-29	18-20	A	L	1973-74	96-60	A	W	64-74	N-acc3	L	
	64-69	A	L	1992-93	70-65	A	W		1938-39	24-36	A	L	1974-75	106-81	H	W	1957-58	72-59	A	W
1958-59	53-55	H	L		88-71	H	W		1939-40	34-41	A	L	1975-76	98-71	A	W		99-59	H	W
	37-53	A	L		76-55	N-acc1	W		1940-41	32-43	A	L	1976-77	90-87	H	W	1958-59	59-41	A	W
1959-60	63-53	H	W	1993-94	102-70	H	W		1942-43	49-51	A	L	1981-82	66-50	A-nit	W		75-45	H	W
	46-48	A	L		71-79	A	L		1946-47	54-80	A	L	<b>vs. Rider</b>			1959-60	85-52	H	W	
	58-74	N-acc3	L	1994-95	84-67	A	W		1948-49	67-81	A	L	<b>Maryland leads, 3-0</b>				72-55	A	W	
1960-61	67-75	N-dc	L		84-71	H	W		1949-50	52-54	A	L	<b>Maryland leads, 3-0</b>			1960-61	72-58	H	W	
	75-57	H	W	1995-96	77-74	H	W		1950-51	74-65	A	L	<b>Maryland leads, 3-0</b>				61-64	A	L	
	66-83	A	L		86-84	A	W		1951-52	52-53	A	L	<b>vs. Rutgers</b>			1961-62	77-86	A	L	
1961-62	68-73	H	L	1996-97	68-59	A	W		1952-53	53-70	A	L	<b>The series is tied, 3-3</b>				68-85	A	L	
	61-68	A	L		66-55	H	W		1996-97	103-73	N-balt	W	<b>vs. St. Francis (Pa.)</b>			1962-63	68-63	H	W	
1962-63	74-76	H	L	<b>vs. Northeastern</b>					<b>vs. Penn Military Academy</b>			<b>Maryland leads, 1-0</b>				51-44	A	W		
	59-79	A	L	<b>Maryland leads, 1-0</b>					<b>Penn Military Academy leads, 1-0</b>			<b>Maryland leads, 1-0</b>			1963-64	69-73	H	L		
1963-64	72-62	H	W	1985-86	84-72	H	W		1910-11	19-50	A	L	<b>vs. St. John's</b>				64-74	A	L	
	65-66	A	L	<b>vs. Northwestern</b>					<b>vs. Pepperdine</b>			<b>Maryland leads, 8-5</b>			1964-65	75-70	A	W		
1964-65	62-63	H	L	<b>Northwestern leads, 1-0</b>					<b>Maryland leads, 1-0</b>			<b>Maryland leads, 1-0</b>				73-59	H	W		
	67-73	A	L	1958-59	62-66	A	L		1985-86	69-64	N-ncaa8	W	<b>vs. St. Joseph's</b>			1965-66	78-63	A	W	
	67-76	n-acc3	L	<b>vs. Notre Dame</b>					<b>vs. Pittsburgh</b>			<b>Maryland leads, 1-0</b>				56-42	H	W		
1965-66	59-48	H	W	<b>Notre Dame leads, 8-7</b>					<b>Maryland leads, 3-1</b>			<b>Maryland leads, 1-0</b>			1966-67	63-65	H	L		
	58-60	A	L	1974-75	90-82	H	W		1976-77	88-75	H	W	<b>vs. St. John's</b>				53-80	A	L	
1966-67	54-38	A	W		83-71	N-ncaa13	W		1977-78	86-89	(OT) A	L	<b>vs. St. John's</b>				54-57	N-acc2	L	
	60-55	H	W	1975-76	69-63	A	W		1979-90	95-88	H	W	<b>Maryland leads, 8-5</b>			1967-68	66-65	H	W	
1967-68	62-75	H	L	1976-77	79-80	H	L		1980-81	69-66	(OT) A	W	<b>Maryland leads, 8-5</b>				59-68	A	L	
	52-68	A	L	1977-78	54-69	A	L		1996-97	66-63	N-rain	W	<b>Maryland leads, 8-5</b>			1968-69	67-79	A	L	
	54-63	N-acc1	L	1978-79	67-66	H	W		<b>vs. Princeton</b>			<b>Maryland leads, 8-5</b>				67-69	H	L		
1968-69	69-85	A	L	1979-80	63-64	A	L		<b>Maryland leads, 3-2</b>			<b>Maryland leads, 8-5</b>				71-92	N-acc1	L		
	81-86	H	L	1980-81	70-73	H	L		1925-26	32-26	H	W	<b>Maryland leads, 8-5</b>			1969-70	68-101	H	L	
1969-70	57-91	A	L	1981-82	51-55	A	L		1928-29	20-18	H	W	<b>Maryland leads, 8-5</b>				44-55	A	L	
	54-64	H	L	1982-83	68-67	H	W		1929-30	41-25	H	W	<b>Maryland leads, 8-5</b>				68-101	H	L	
	57-67	n-acc1	L	1983-84	47-52	A	L		1931-32	24-20	H	W	<b>Maryland leads, 8-5</b>				48-55	A	L	
1970-71	81-83	H	L	1984-85	77-65	H	W		1932-33	34-22	H	W	<b>Maryland leads, 8-5</b>				70-96	A	L	
	61-71	A	L	1985-86	62-69	A	L		1933-34	32-37	H	L	<b>Maryland leads, 8-5</b>				31-30	H	W	
1971-72	83-70	H	W	1986-87	50-63	H	L		1934-35	17-24	H	L	<b>Maryland leads, 8-5</b>				63-71	N-acc2	L	
	66-65	A	W	1987-88	78-75	A	W		1935-36	40-28	H	W	<b>Maryland leads, 8-5</b>				82-77	H	W	
1972-73	85-87	H	L	<b>vs. Old Dominion</b>					1936-37	37-39	A	L	<b>Maryland leads, 8-5</b>				1988-89	51-57	A	L
	78-89	A	L	<b>Maryland leads, 4-1</b>					1937-38	38-29	H	W	<b>Maryland leads, 8-5</b>				1989-90	51-52	N-ccf	L
	74-76	N-acc2	L	1982-83	87-67	H	W		1972-73	89-103	N-ncaa6	L	<b>Maryland leads, 8-5</b>				1990-91	78-69	N-ecac	W
1973-74	74-80	A	L	1983-84	69-58	A	W		1991-92	76-66	N-accbe2	W	<b>Maryland leads, 8-5</b>				<b>vs. South Florida</b>			
	80-86	H	L	1984-85	87-75	H	W		<b>vs. Randolph Macon</b>			<b>Maryland leads, 3-1</b>				<b>Maryland leads, 2-0</b>				
	100-103	(OT)	L	1986-87	73-87	A	L		<b>Maryland leads, 3-1</b>			<b>Maryland leads, 3-1</b>				<b>Maryland leads, 2-0</b>				
	103-85	H	W	1987-88	70-65	A	W		1928-29	20-33	H	L	<b>Maryland leads, 3-1</b>				<b>Maryland leads, 2-0</b>			
1974-75	98-97	A	W	<b>vs. Ohio State</b>					1937-38	43-27	H	W	<b>Maryland leads, 3-1</b>				<b>Maryland leads, 2-0</b>			
	85-87	N-acc2	L	<b>Ohio State leads, 3-2</b>					1983-84	58-52	H-mdinv	W	<b>Maryland leads, 3-1</b>				<b>Maryland leads, 2-0</b>			
1975-76	87-69	A	W	1934-35	50-41	H	W		1985-86	74-50	H	W	<b>Maryland leads, 3-1</b>				<b>Maryland leads, 2-0</b>			
	102-84	H	W	1978-79	72-79	H-nit	L		<b>vs. Rhode Island</b>			<b>Maryland leads, 3-1</b>				<b>Maryland leads, 2-0</b>				
1976-77	87-80	H	W	1983-84	68-72	N-meadow	L		<b>Maryland leads, 2-0</b>			<b>Maryland leads, 3-1</b>				<b>Maryland leads, 2-0</b>				
	75-73	A	W				L		1954-55	83-66	N-aacity	W	<b>Maryland leads, 3-1</b>				<b>Maryland leads, 2-0</b>			
	72-82	N-acc2	L	1984-85	76-73	H	W		1978-79	67-65	(OT) H-nit	W	<b>Maryland leads, 3-1</b>				<b>Maryland leads, 2-0</b>			
1977-78	82-88	A	L	1985-86	66-78	A	L		<b>vs. Richmond</b>			<b>Maryland leads, 3-1</b>				<b>Maryland leads, 2-0</b>				
	73-80	H	L	<b>vs. Ohio University</b>					1923-24	24-22	NA	W	<b>Maryland leads, 3-1</b>				<b>Maryland leads, 2-0</b>			
	109-108	N-acc2	W	<b>Maryland leads, 1-0</b>					1925-26	30-14	H	W	<b>Maryland leads, 3-1</b>				<b>Maryland leads, 2-0</b>			
1978-79	124-110	H	W	1981-82	90-64	H	W		1933-34	34-44	H	L	<b>Maryland leads, 3-1</b>				<b>Maryland leads, 2-0</b>			
	82-81	A	W	<b>vs. Oklahoma</b>					1934-35	26-56	H	L	<b>Maryland leads, 3-1</b>				<b>Maryland leads, 2-0</b>			
1979-80	62-67	A	L	<b>The series is tied, 1-1</b>					1935-36	28-24	H	W	<b>Maryland leads, 3-1</b>				<b>Maryland leads, 2-0</b>			
	66-62	H	W	1992-93	89-78	N-balt	W		1936-37	40-51	A	L	<b>Maryland leads, 3-1</b>				<b>Maryland leads, 2-0</b>			
1980-81	82-75	H	W	1993-94	85-88	N-myriad	L		1937-38	26-31	H	L	<b>Maryland leads, 3-1</b>				<b>Maryland leads, 2-0</b>			
	76-72	A	W	<b>vs. Oklahoma State</b>					1938-39	34-41	A	L	<b>Maryland leads, 3-1</b>				<b>Maryland leads, 2-0</b>			
1981-82	53-74	A	L	<b>Maryland leads, 1-0</b>					47-32	N-sct	W		<b>Maryland leads, 3-1</b>				<b>Maryland leads, 2-0</b>			
	38-52	H	L	1966-67	50-49	N-msi	W		1939-40	35-19	H	W	<b>Maryland leads, 3-1</b>				<b>Maryland leads, 2-0</b>			
	28-40	N-acc2	L	<b>vs. Penn State</b>					1940-41	36-48	H	L	<b>Maryland leads, 3-1</b>				<b>Maryland leads, 2-0</b>			
1982-83	86-81	H	W	<b>The series is tied, 8-8</b>					1941-42	41-23	A	W	<b>Maryland leads, 3-1</b>				<b>Maryland leads, 2-0</b>			
	67-58	A	W	1913-14	NA	A	L		1942-43	32-28	H	W	<b>Maryland leads, 3-1</b>				<b>Maryland leads, 2-0</b>			
1983-84	59-55	A	W	1960-61	64-47	H	W		1943-44	34-65	A	L	<b>Maryland leads, 3-1</b>				<b>Maryland leads, 2-0</b>			
	63-50	H	W	1961-62	65-71	A	L		1945-46	37-31	H	W	<b>Maryland leads, 3-1</b>				<b>Maryland leads, 2-0</b>			
	69-63	N-acc2	W	1962-63	61-62	H	L		1946-47	39-41	H	L	<b>Maryland leads, 3-1</b>				<b>Maryland leads, 2-0</b>			
1984-85	58-56	H	W	1963-64	62-91	A	L		1947-48	49-68	A	L	<b>Maryland leads, 3-1</b>				<b>Maryland leads, 2-0</b>			
	71-70	A	W	1964-65	72-71	H	W		1948-49	60-53	H	W	<b>Maryland leads, 3-1</b>				<b>Maryland leads, 2-0</b>			
1985-86	55-67	H	L	1965-66	61-65	A	L		1949-50	45-54	H	L	<b>Maryland leads, 3-1</b>				<b>Maryland leads, 2-0</b>			
	67-66	A	W	1966-67	76-53	H	W		1950-51	48-42	A	W	<b>Maryland leads, 3-1</b>				<b>Maryland leads, 2-0</b>			
1986-87	72-85	H	L	1967-68	71-76	A	L		1951-52	54-50	H	W	<b>Maryland leads, 3-1</b>				<b>Maryland leads, 2-0</b>			
	47-69	A	L	1968-69	66-56	H	W		1952-53	63-60	A	W	<b>Maryland leads, 3-1</b>				<b>Maryland leads, 2-0</b>			
1987-88	81-83	H	L	1977-78	89-80	N-her	W		1953-54	72-64	A	W	<b>Maryland leads, 3-1</b>				<b>Maryland leads, 2-0</b>			
	68-74	A	L	1978-79	69-61	N-her	W		1970-71	99-67	H	W	<b>Maryland leads, 3-1</b>				<b>Maryland leads, 2-0</b>			
1988-89	67-90	H	L	1979-80	56-55	N-her	W		1971-72	76-61</										



# Terp Record vs. All Opponents

1979-80	86-75	N-ncaa9	W	33-61	H	L	81-83	A	L	<b>vs. Virginia Tech</b>	105-91	H	W				
1984-85	72-49	N-shoot	W	45-48	A	L	67-66	A	W	<b>Maryland leads, 23-3</b>	85-86	H	L				
<b>vs. Tennessee-Chattanooga</b>				37-36	H	W	74-65	H	W	1925-26	19-17	A	W				
<b>Maryland leads, 2-0</b>				44-64	A	L	71-58	H	W	30-14	H	W	1977-78	75-84	A	L	
1980-81	81-69	N-ncaa7	W	56-68	H	L	60-55	A	W	29-20	A	W	91-89	H	W		
1982-83	52-51	N-ncaa10	W	47-53	H	L	49-70	A	L	30-10	H	W	1978-79	60-66	H	L	
<b>vs. Texas El-Paso</b>				43-79	A	L	87-72	H	W	29-39	A	L	54-53	A	W		
<b>Texas El-Paso leads, 2-0</b>				56-60	A	L	64-71	H	L	41-29	H	W	1979-80	84-76	A	W	
1967-68	53-70	A-sun	L	70-52	H	W	77-82	A	L	34-23	A	W	83-77	H	W		
1988-89	51-69	A-sbt	L	59-57	H	W	72-84	A	L	33-16	H	W	1980-81	60-67	A	L	
<b>vs. Texas</b>				56-43	A	W	69-63	H	W	40-20	A	W	94-80	H	W		
<b>Maryland leads, 1-0</b>				59-42	A	W	58-64 (OT)	H	L	37-21	H	W	1981-82	61-56	H	W	
1984-85	82-68	N-ncaa15	W	63-53	H	W	59-86	A	L	29-24	A	W	42-48	A	L		
<b>vs. Texas Christian</b>				71-61	H	W	74-72	A	W	34-32	H	W	1982-83	66-79	A	L	
<b>Maryland leads, 1-0</b>				59-56	A	W	89-74	H	W	42-35	H	W	83-75	H	W		
1987-88	74-67	N-free	W	70-64	H	W	62-76	H	L	49-41	H	W	1983-84	87-90	A	L	
<b>vs. Texas Tech</b>				70-56	A	W	78-74 (OT)	A	W	39-48	H	L	90-79	H	W		
<b>Maryland leads, 1-0</b>				72-69	A	W	75-82	A	L	57-49	A	W	66-64	N-acc2	W		
1954-55	58-54	N-aacity	W	78-65	H	W	74-76	H	L	55-42	H	W	1984-85	64-62	A	W	
<b>vs. Towson State</b>				67-68	N-acc3	L	68-70	H	L	60-51	H	W	69-66	H	W		
<b>Maryland leads, 11-0</b>				67-55	H	W	74-88	A	L	57-66	H	L	1985-86	77-55	H	W	
1981-82	75-59	H	W	50-73	A	L	66-73	A	L	65-46	H	W	59-48	A	W		
1982-83	65-56	H	W	67-63	A	W	70-68	H	W	70-56	A	W	1986-87	68-75	H	L	
1984-85	91-38	H	W	43-39	N-aacity	W	63-68	N-acc5	L	60-52	H	W	58-69	A	L		
1985-86	91-58	H	W	84-64	H	W	71-62	H	W	54-41	A	W	1987-88	93-76	H	W	
1986-87	79-71	H	W	71-68	N-acc3	L	67-92	A	L	89-80	H	W	70-65	A	W		
1990-91	93-69	H	W	87-66	A	W	80-72	A	W	82-67	A	W	1988-89	60-70	A	L	
1991-92	83-76	H	W	69-56	H	W	83-71	H	W	1990-91	82-67	A	W	61-75	H	L	
1992-93	78-68	H	W	70-66	N-acc3	W	78-62	H	W	<b>vs. Wagner</b>							
1993-94	109-71	N-balt	W	63-56	H	W	74-81	A	L	<b>Maryland leads, 1-0</b>							
1994-95	120-73	H	W	50-62	A	L	<b>vs. Virginia Military Institute</b>										
1995-96	70-67	N-balt	W	65-66	N-acc3	L	<b>Maryland leads, 39-10</b>										
1996-97	93-76	H	W	70-62	H	W	1910-11	17-14	A	W	1980-81			96-73	A-cc	W	
<b>vs. Tulsa</b>				44-43	A	W	1913-14	NA	A	L	<b>vs. Wake Forest</b>						
<b>Tulsa leads, 1-0</b>				57-52	A	W	1923-24	12-21	NA	L	<b>The series is tied, 47-47</b>						
1964-65	73-80	N-hc	L	77-62	H	W	34-19	N-sct	W	59-61	N-sct	L	1991-92	78-86	H	L	
<b>vs. Utah</b>				91-70	A	W	30-21	A	W	54-71	A	L	77-66	A	W		
<b>Maryland leads, 1-0</b>				68-72	H	L	23-9	A	W	74-53	H	W	1992-93	76-86	H	L	
1994-95	90-78	N-maui	W	67-61	A	W	30-27	A	W	56-64	N-acc3	L	64-88	A	L		
<b>vs. Vanderbilt</b>				69-71	H	L	30-27	A	W	58-62	H	L	1993-94	61-58	A	W	
<b>Maryland leads, 1-0</b>				68-58	H	W	34-23	A	W	71-75	A	L	81-58	H	W		
1957-58	71-56	N-sb	W	73-79	A	L	38-18	A	W	61-51	H	W	1994-95	76-66	H	W	
<b>vs. Villanova</b>				59-61	A	L	40-20	H	W	60-76	A	L	54-63	A	L		
<b>Villanova leads, 2-1</b>				52-47	H	W	43-28	A	W	59-53	H	W	1995-96	64-77	A	L	
1984-85	77-74	H	W	62-65	H	L	38-20	H	W	58-62	A	L	78-85	H	L		
1984-85	43-46	N-ncaa11	L	71-64	A	W	1932-33	29-30	A	L	72-58	H	W	1996-97	54-51	A	W
1985-86	62-64	A	L	85-65	A	W	45-29	H	W	74-67	A	W	69-74	H	L		
<b>vs. Virginia</b>				87-76	H	W	36-27	H	W	68-65	H	W	<b>vs. Washington College</b>				
<b>Maryland leads, 88-59</b>				85-76	H	W	39-24	H	W	53-56	A	L	<b>Maryland leads, 12-3</b>				
1923-24	13-26	NA	L	68-70	A	L	44-29	H	W	47-54	H	L	1924-25	16-27	H	L	
1924-25	24-18	H	W	77-78	H	W	53-32	A	W	64-65	A	L	1926-27	18-22	H	L	
	36-25	A	W	78-84	A	L	48-28	A	W	60-72	H	L	1927-28	22-20	H	W	
1925-26	28-34	A	L	69-71	A	L	45-28	H	W	69-78	A	L	1930-31	32-33	H	L	
	30-21	H	W	79-71	H	W	42-27	A	W	76-98	N-acc3	L	1931-32	36-16	H	W	
1926-27	17-22	A	L	63-78	A	L	45-33	H	W	79-62	H	W	1932-33	35-27	H	W	
	29-28	H	W	89-84	H	W	53-35	H	W	78-81	A	L	1933-34	44-33	H	W	
1928-29	30-22	A	W	57-78	A	L	60-33	A	W	74-85	H	L	1934-35	43-27	H	W	
	22-25	H	L	45-42	H	W	27-25	H	W	54-75	A	L	1935-36	46-34	H	W	
1929-30	54-20	H	W	62-57	N-acc2	W	30-64	A	L	41-80	N-acc3	L	56-30	A	W		
	51-29	H	W	93-74	H	W	27-41	H	L	91-82	A	W	1936-37	41-20	A	W	
1930-31	31-34	A	L	91-81	A	W	41-46	A	L	77-79	H	L	1937-38	43-42	A	W	
	34-21	H	W	88-81	A	W	39-36	H	W	82-64	H	W	1938-39	47-37	H	W	
1931-32	36-31	A	W	110-75	H	W	34-35	A	L	93-85	A	W	1940-41	26-18	H	W	
	46-18	H	W	86-79	H	W	35-36	H	L	87-66	H	W	1941-42	28-25	H	W	
1932-33	19-26	A	L	70-51	A	W	46-36	H	W	86-78	A	W	<b>vs. Washington and Lee</b>				
	37-28	H	W	69-66	A	W	31-29	A	W	59-86	H	L	<b>Maryland leads, 26-25</b>				
1933-34	43-20	A	W	81-73	H	W	27-35	A	L	64-78	A	L	1910-11	17-46	A	L	
	28-25	H	W	65-73	N-acc5	L	27-35	A	L	60-73	A	L	24-29	H	L		
1934-35	44-24	H	W	62-67	H	W	61-50	A	W	87-74	H	W	1913-14	NA	A	L	
	33-32	A	W	68-77	A	L	53-45	H	W	87-95	A	L	1923-24	22-21	NA	W	
1935-36	40-34	H	W	64-66	A	L	53-46	A	W	71-93	A	L	1925-26	40-27	H	W	
1936-37	37-23	H	W	70-79	H	L	63-48	H	W	87-104	H	L	33-20	A	W		
1937-38	39-23	A	W	63-69	H	L	53-45	A	W	96-88	A	W	1926-27	44-32	H	W	
1938-39	31-21	H	W	72-75	A	L	61-62	A	L	72-71	H	W	32-34	A	L		
1940-41	18-47	A	L	63-61	A	W	65-53	H	W	66-72	A	L	1927-28	38-24	H	W	
1941-42	35-34	A	W	82-71	H	W	61-62	A	L	49-46	A	W	31-28	A	W		
	36-26	H	W	64-66	H	L	46-41	A	W	64-56	H	W	1928-29	22-47	H	L	
1942-43	53-49	H	W	63-64	A	L	65-46	H	W	105-76	H	W	18-42	A	L		
	56-42	A	W	85-62	N-acc5	W	57-39	A	W	60-62	A	L	1929-30	25-29	H	W	
1943-44	20-52	A	L	40-45	A	L	64-46	H	W	73-65	N-acc2	W	21-36	A	L		
	26-49	H	L	47-46	H	W	54-37	A	W	72-59	A	W	1930-31	36-21	A	W	
1944-45	26-57	A	L	64-83	H	L	67-41	H	W	77-68	H	W	28-17	H	W		
										99-78	A	W	1931-32	42-38	A	W	
										89-73	H	W	49-19	H	W		
										93-96	A	L	1932-33	40-43	A	L	


# Terp Record vs. All Opponents

1933-34	37-45	N-sct	L
1934-35	29-33	H	L
1935-36	27-30	A	L
	54-55	H	L
	32-38	N-sct	L
1936-37	27-51	A	L
	35-41	H	L
1937-38	29-31	A	L
	36-32	H	W
1938-39	39-37	H	W
1939-40	25-44	H	L
	43-40	N-sct	W
1940-41	41-59	A	L
	15-42	H	L
1941-42	44-52	A	L
	28-30	H	L
1942-43	40-50	A	L
	55-35	H	W
1946-47	65-60	A	W
	48-63	H	L
1947-48	69-70	A	L
	64-38	H	W
1948-49	65-60	A	W
1949-50	65-46	H	W
1950-51	52-43	H	W
	65-83	A	L
1951-52	71-51	H	W
	51-43	A	W
1952-53	58-40	A	W
	87-56	H	W
1953-54	51-25	A	W
	76-43	H	W
<b>vs. West Virginia</b>			
<b>West Virginia leads, 22-14</b>			
1925-26	25-15	H	W
1933-34	24-26	A	L
1934-35	29-39	H	L
1935-36	26-51	A	L
1941-42	36-63	A	L
	27-41	H	L
1945-46	33-35	H	L
1946-47	43-81	A	L
1950-51	64-70	H	L
1952-53	53-45	H	W
1953-54	71-87	A	L
1963-64	74-72	H	W
	67-91	A	L
1964-65	73-80	H	L

1965-66	74-76	A	L
	107-92	H	W
1966-67	82-81	A	W
	58-61	H	L
1967-68	79-75	H	W
	66-83	A	L
1968-69	65-86	A	L
	91-84	H	W
1969-70	83-76	H	W
	78-83	A	L
1970-71	81-83	H	L
1983-84	102-77	N-ncaa1	W
1984-85	56-47	H	W
1985-86	42-41	A	W
1986-87	65-62	H	W
1987-88	49-75	A	L
1988-89	61-69	H	L
1990-91	85-90	A	L
1991-92	101-91	H	W
1992-93	72-86	A	L
<b>vs. Western Kentucky</b>			
<b>Maryland leads, 2-0</b>			
1971-72	103-67	H-mdinv	W
1977-78	91-78	H-mdinv	W
<b>vs. Western Maryland</b>			
<b>Maryland leads, 9-0</b>			
1926-27	32-25	H	W
1927-28	30-29	H	W
1928-29	32-17	H	W
1929-30	38-17	H	W
1930-31	45-35	H	W
1931-32	35-15	H	W
1932-33	37-32	H	W
1933-34	49-33	H	W
1936-37	48-36	H	W
<b>vs. Wichita</b>			
<b>Maryland leads, 1-0</b>			
1968-69	95-83	N-ci	W
<b>vs. William &amp; Mary</b>			
<b>Maryland leads, 14-0</b>			
1928-29	30-20	H	W
1929-30	27-23	H	W
1935-36	41-39	H	W
1936-37	41-29	H	W
1937-38	45-38	H	W
1953-54	69-54	A	W
	74-55	H	W
1954-55	67-62	A	W
1955-56	52-51	H	W
1980-81	69-64	H	W
1981-82	50-43	A	W
1982-83	56-51	H	W
1983-84	58-44	H	W
1985-86	77-48	H	W
<b>vs. Winthrop</b>			
<b>Maryland leads, 2-0</b>			
1986-87	76-58	H	W
1987-88	65-52	H	W
<b>vs. Wisconsin</b>			
<b>Wisconsin leads, 2-0</b>			
1931-32	30-32	A	L
1932-33	13-22	H	L
<b>vs. Wyoming</b>			
<b>Maryland leads, 1-0</b>			
1960-61	84-77	N-dc	W
<b>vs. Xavier</b>			
<b>Maryland leads, 1-0</b>			
1976-77	84-74	H-mdinv	W
<b>vs. Yale</b>			
<b>Maryland leads, 1-0</b>			
1959-60	103-80	H	W

## Neutral Court Legend

aacity	All-America City Tournament, Owensboro, Kentucky
acc1	ACC Tournament, Charlotte, N.C. (Charlotte Coliseum)
acc2	ACC Tournament, Greensboro, N.C. (Greensboro Coliseum)
acc3	ACC Tournament, Raleigh, N.C. (Reynolds Coliseum)
acc4	ACC Tournament, Atlanta, Georgia (Omni)
acc5	ACC Tournament, Landover, Maryland (Capital Centre)
accbe1	ACC/Big East Challenge, Richmond, Virginia (Richmond Coliseum)
accbe2	ACC/Big East Challenge, Hartford, Connecticut (Hartford Civic Center)
accbe3	ACC/Big East Challenge, East Rutherford, N.J. (Brendan Byrne Arena)
armory	Washington D.C., Municipal Armory
balt	Baltimore Arena, Baltimore, Maryland
bg	Boston Garden, Boston, Massachusetts
blgr	Blue Grass Tournament, Louisville, Kentucky (Kentucky State Fairgrounds Pavilion)
cap	Capital Centre, Landover, Maryland
cc	Carrier Classic, Syracuse, New York (Carrier Dome)
ccc	Cable Car Classic, San Francisco, California (Oakland Coliseum)
cfc	Central Fidelity Classic, Richmond, Virginia (Robbins Center)
cham	Chimnade Christmas Classic, Honolulu, Hawaii (Blaisdell Arena)
ci	Charlotte Invitational, Charlotte, North Carolina (Charlotte Coliseum)
ecac	ECAC Holiday Festival, New York City, New York (Madison Square Garden)
evans	Evansville Holiday Tournament (Roberts Stadium)
dc	Dixie Classic, Raleigh, North Carolina (Reynolds Coliseum)
fiesta	Fiesta Bowl Classic, Tucson, Arizona (McKale Center)
fnb	Franklin National Bank Classic, Landover, Maryland (USAir Arena)
free	Freedom Bowl Classic, Irvine, California (Bren Events Center)
hc	Hurricane Classic, Miami, Florida (Miami Beach Convention Center)
her	Hershey Park, Hershey, Pennsylvania (Hershey Park Arena)
hf	Hall of Fame Classic, Springfield, Massachusetts (Springfield Civic Center)
hp	Hawaii Pacific Tournament, Honolulu, Hawaii (War Memorial Gymnasium)
maui	Maui Invitational, Lahaina, Hawaii (Lahaina Civic Center)
mci	MCI Heritage Classic, Baltimore, Maryland (Baltimore Arena)
mdinv	Maryland Invitational, College Park, Maryland (Cole Field House)
meadow	Meadowlands (Brendan Byrne Arena), East Rutherford, New Jersey
mit	Marshall Invitational Tournament, Huntington, West Virginia (Memorial Field House)
msi	Memphis State Invitational, Memphis, Tennessee (Mid-South Coliseum)
mwf	Mid Winter Festival, College Park, Maryland (Cole Field House)
ncaa1	NCAA Tournament, New York City, New York (Madison Square Garden)
ncaa2	NCAA Tournament, Philadelphia, Pennsylvania (The Spectrum)
ncaa3	NCAA Tournament, Cincinnati, Ohio (Riverfront Coliseum)
ncaa4	NCAA Tournament, Lubbock, Texas (Memorial Coliseum)
ncaa5	NCAA Tournament, Wichita, Kansas (Kansas Coliseum)
ncaa6	NCAA Tournament, Charlotte N.C., (Charlotte Coliseum)
ncaa7	NCAA Tournament, Dayton, Ohio (Dayton Arena)
ncaa8	NCAA Tournament, Long Beach, California (Long Beach Arena)
ncaa9	NCAA Tournament, Greensboro, N.C. (Greensboro Coliseum)
ncaa10	NCAA Tournament, Houston, Texas (The Summit)
ncaa11	NCAA Tournament, Birmingham, Alabama (Birmingham Coliseum)
ncaa12	NCAA Tournament, Lexington, Kentucky (Rupp Arena)
ncaa13	NCAA Tournament, Las Cruces, New Mexico (Memorial Arena)
ncaa14	NCAA Tournament, Dallas, Texas (Reunion Arena)
ncaa15	NCAA Tournament, Salt Lake City, Utah (Jon Huntsman Center)
ncaa16	NCAA Tournament, Oakland, California (Oakland Coliseum)
ncaa17	NCAA Tournament, Tempe Arizona (Special Events Center)
ncaa18	NCAA Tournament, Memphis, Tennessee (The Pyramid)
nit1	National Invitation Tournament, New York City, New York (Madison Square Garden)
rain	Rainbow Classic, Honolulu, Hawaii (Neil S. Blaisdell Center)
sb	Sugar Bowl Tournament, New Orleans, Louisiana (Loyola Field House)
sbt	Sun Bowl Tournament, El Paso, Texas (Special Events Center)
sct	Southern Conference Tournament
shoot	Great Alaskan Shootout, Anchorage, Alaska (Sullivan Arena)
sun	Sun Carnival Tournament, El Paso, Texas (Memorial Gymnasium)
to	Hall of Fame Tip-Off Classic, Springfield, Mass (Springfield Civic Center)
vpi	Virginia Polytechnic Institute, Blacksburg, Virginia (Virginia Tech Coliseum)
wood	John R. Wooden Classic, Anaheim, California (The Pond of Anaheim)
wor	Worcester Centrum, Worcester, Massachusetts



Caption to come?



# Terps Through the Years

**Legend**  
**H** denotes home games  
**R** denotes away games  
**N** denotes neutral site games  
**S** denotes Southern Conference Tournament games  
**A** denotes Atlantic Coast Conference Tournament games  
**C** denotes NCAA Tournament  
**T** denotes National Invitation Tournament

**1904-05**  
 0-2 (no scored available)  
**Captain Samuel P. Thomas**  
 Washington YMCA  
 Carroll Institute

No teams from 1905-06 through 1909-10

**1910-11**  
 3-9 (2-3H, 1-6R)  
**Captain H. Burton Shipley**

**Maryland**

7	New York Univ.	25	H
30	Gallaudet	56	R
24	Staunton Mil. Acad.	58	R
17	Washington & Lee	46	R
17	Virginia Mil. Inst.	14	R
4	Washington & Lee	29	H
14	Delaware	23	R
27	Gallaudet	54	H
25	Georgetown	31	R
22	Mt. St. Joseph	20	H
35	Catholic	30	H
19	Penn. Mil. Acad.	50	R

**1913-14**  
**Captain H. Burton Shipley**

Mt. St. Joseph	H
Gallaudet	A
Catholic	A
Mt. St. Joseph	A
Gallaudet	A
St. John's College	A
Loyola College	A
Georgetown	A
Catholic	H
Washington & Lee	A
Virginia Mil. Inst.	A
St. John's College	A
Geo. Washington	H
Gallaudet	H
Baltimore City	H
Penn State College	A
Delaware College	A

No Scores Available

No Teams from 1914-15 through 1916-17

**1918-19**  
 1-5 (1-5 A)

**Maryland**

27	Gallaudet	26
7	Catholic	25
11	Geo. Washington	25
9	Gallaudet	33
12	Catholic	14
20	Geo. Washington	53



**H. BURTON SHIPLEY**  
 24 Seasons  
 1923-24 to 1946-47  
 Record: 243-199  
 Conference: 124-91

**1923-24**  
 5-7  
 1-2 SC

**Maryland**

41	Geo. Washington	22
42	Gallaudet	28

13	Catholic	30
20	North Carolina	26
13	Virginia	26
24	Richmond	22
14	Catholic	20
19	Geo. Washington	20
22	Washington & Lee	21
12	Virginia Mil. Inst.	21
34	Virginia Mil. Inst.	19
25	Georgia	29

**1924-25**  
 12-5 (7-2H; 4-2A; 1-1N)  
 3-1 SC

**Maryland**

24	Virginia	18	H
24	Columbia	23	A
21	Stevens Institute	17	A
16	Navy	23	A
30	Lafayette	15	H
18	Catholic	14	A
21	Stevens Institute	17	H
16	North Carolina	21	H
25	Gallaudet	14	H
16	Washington Coll.	27	H
24	Princeton	38	A
22	City College of NY	16	H
38	South Carolina	22	H
36	Virginia	25	R
27	Catholic	17	H
27	Alabama	21	S
16	N.C. State	30	S

**1925-26**  
 14-3 (10-1H; 4-1A; 0-1N)  
 7-1 SC

**Maryland**

40	Washington & Lee	27	H
21	Navy	12	A
30	Richmond	14	H
30	Virginia Military	21	A
33	Washington & Lee	20	A
19	Virginia Tech	17	A
40	Gallaudet	13	H
20	Washington Coll.	26	H
24	Stevens Institute	27	H
30	Virginia Tech	14	H
28	Virginia	34	A
23	North Carolina	22	H
25	West Virginia	15	H
41	Duke	20	H
30	Virginia	21	H
32	Princeton	26	H
19	Mississippi Aggies	22	S

**1926-27**  
 10-10 (7-2H, 3-7R, 0-1N)  
 6-4 SC

**Maryland**

16	American	21	A
44	Washington & Lee	32	H
25	Michigan	39	A
17	Virginia	22	A
30	Navy	32	A
18	Washington Coll.	22	H
34	Georgia	33	H
39	Gallaudet	26	H
27	Stevens Institute	18	H
28	North Carolina	23	H
23	North Carolina	32	H
26	Pennsylvania	21	A
32	Washington & Lee	34	A
32	Virginia Mil. Inst.	15	A
29	Virginia	28	H
23	N.C. State	38	A
16	Washington Coll.	21	A
32	Western Maryland	25	H
23	North Carolina	19	A
22	Georgia	27	S

**1927-28**  
 14-4 (11-0H; 3-4R)  
 8-1 SC

**Maryland**

28	Washington & Lee	24	H
29	Virginia Tech	20	A
31	Washington & Lee	28	A
23	Virginia Mil. Inst.	9	A
45	Gallaudet	20	H
37	Kentucky	7	H
20	Johns Hopkins	24	A
25	St. John's College	22	H
26	Virginia	20	H
31	Stevens Institute	24	H
26	Navy	35	A
36	Pennsylvania	30	A
26	N.C. State	24	H
12	Virginia	34	A
22	Washington Coll.	20	H
23	Johns Hopkins	19	H

**1928-29**  
 7-9 (3-5H; 4-3R; 0-1N)  
 2-5 SC

**Maryland**

30	William & Mary	20	H
18	Pennsylvania	30	R
20	Randolph Macon	33	H
30	Virginia	22	R
20	Johns Hopkins	30	H
20	St. John's	18	H
22	Virginia	25	H
22	Washington & Lee	47	H
29	Virginia Poly Inst.	39	R
18	Washington & Lee	42	R
27	Virginia Mil. Inst.	27	R
22	North Carolina	28	H
30	Navy	27	R
32	Western Maryland	17	H
19	Johns Hopkins	18	R
35	Mississippi	37	S

**1929-30**  
 16-6 (10-3H; 6-2R; 0-1N)  
 9-5 SC

**Maryland**

27	William & Mary	23	H
27	Duke	28	H
37	Catholic	30	H
54	Virginia	20	H
41	Johns Hopkins	24	H
43	Navy	39	R
41	Virginia Poly Inst.	29	H
26	N.C. State	28	H
25	Washington & Lee	29	H
36	Western Maryland	17	H
38	North Carolina	24	H
34	Virginia Poly Inst.	23	R
44	Virginia Mil. Inst.	25	R
21	Washington & Lee	36	R
51	Virginia	29	H
19	N.C. State	19	R
22	North Carolina	19	R
24	Duke	39	R
39	Johns Hopkins	24	R
39	Virginia Mil. Inst.	21	H
41	St. John's	25	H
21	Kentucky	26	S

**1930-31**  
 18-4 (10-2H; 4-2R; 4-0N)  
 8-1 SC

**SOUTHERN CONFERENCE TOURNAMENT CHAMPIONS**

**Maryland**

38	Gallaudet	27	H
38	Virginia Mil. Inst.	18	R
36	Washington & Lee	21	R
32	Duke	24	H
30	Loyola	33	H
33	Johns Hopkins	20	R
44	Virginia Mil. Inst.	20	H
33	Virginia Poly Inst.	16	H
31	Virginia	34	R
28	Washington & Lee	17	H
24	Catholic	21	R
33	North Carolina	31	H
32	Washington Coll.	33	H
4	Virginia	21	H
45	Western Maryland	35	H
32	St. John's	27	H
33	Navy	36	R
31	Johns Hopkins	22	H
37	Louisiana State	33	S
19	North Carolina	17	S
26	Georgia	25	S
29	Kentucky	27	S

**1931-32**  
 16-4 (11-1H; 5-2R; 0-1N)  
 8-2 SC

**Maryland**

30	Wisconsin	32	R
27	Loyola	28	H
42	Washington & Lee	38	R
43	Virginia Mil. Inst.	28	R
26	Navy	15	H
36	Virginia	31	R
33	Johns Hopkins	26	R
38	Virginia Mil. Inst.	20	H
51	Virginia Poly Inst.	16	H
39	Catholic	34	H
26	North Carolina	25	H
36	Washington Coll.	16	H
35	Western Maryland	15	H
46	Virginia	18	H

49	Washington & Lee	19	H
24	St. John's	20	H
26	North Carolina	32	R
20	Duke	18	R
38	Johns Hopkins	24	H
24	Florida	39	S

**1932-33**  
 11-9 (10-2H, 1-6R, 0-1N)  
 7-3 SC

**Maryland**

13	Wisconsin	22	H
40	Virginia Poly Inst.	20	R
30	Duke	28	H
29	Virginia Mil. Inst.	30	R
40	Washington & Lee	43	R
27	Johns Hopkins	37	R
37	Virginia Poly Inst.	21	H
27	Catholic	29	R
21	Navy	59	R
19	Virginia	26	R
42	North Carolina	29	H
36	Georgia	40	H
35	Washington Coll.	27	H
37	Virginia	28	H
46	Washington & Lee	28	H
45	Virginia Mil. Inst.	29	H
34	St. John's	22	H
37	Western Maryland	32	H
35	Johns Hopkins	31	H
28	South Carolina	65	S

**1933-34**  
 11-8 (9-4H; 2-3R; 0-1N)  
 6-1 SC

**Maryland**

29	Michigan	25	H
17	Indiana	30	H
24	West Virginia	26	R
37	Duke	33	H
29	Virginia Poly Inst.	24	R
34	Virginia Poly Inst.	32	H
32	Johns Hopkins	37	R
20	Virginia	20	R
24	North Carolina	28	H
33	Catholic	25	H
27	Navy	46	R
2	Virginia	25	H
33	Richmond	44	H
49	Western Maryland	33	H
36	Virginia Mil. Inst.	27	H
32	St. John's	37	H
44	Washington Coll.	33	H
32	Johns Hopkins	19	H
37	Washington & Lee	45	S

**1934-35**  
 8-10 (6-8H; 2-2R)  
 4-5 SC

**Maryland**

29	Indiana	30	H
50	Ohio State	41	H
29	West Virginia	39	H
35	South Carolina	21	H
39	Virginia Mil. Inst.	24	H
39	Duke	48	H
43	Washington Coll.	27	H
31	North Carolina	39	H
36	Navy	43	R
44	Virginia	24	R
26	Richmond	56	H
29	Catholic	45	R
29	Washington & Lee	33	H
33	Virginia	32	R
41	Johns Hopkins	35	R
17	St. John's	24	H
52	Johns Hopkins	25	H
24	Georgetown	25	H

**1935-36**  
 14-6 (9-3H; 4-2R; 1-1N)  
 3-3 SC

**Maryland**

44	Virginia Mil. Inst.	29	H
27	Washington & Lee	30	R
53	Virginia Mil. Inst.	32	R
32	Navy	20	R
28	Richmond	24	H
55	Baltimore	33	H
46	Washington Coll.	34	H
32	North Carolina	44	H
41	William & Mary	39	H
38	Duke	34	H
40	Virginia	34	H
26	West Virginia	51	R
54	Washington & Lee	55	H
40	St. John's	28	H
29	Catholic	40	H
56	Washington Coll.	30	R
45	Johns Hopkins	40	H

47	Georgetown	39	R
47	Duke	35	S
32	Washington & Lee	38	S

**1936-37**  
 8-12 (7-3H; 1-8R; 0-1N)  
 4-8 SC

**Maryland**

40	Richmond	51	R
54	Johns Hopkins	51	H
27	Washington & Lee	51	R
48	Virginia Mil. Inst.	28	R
48	Western Maryland	36	H
31	Duke	34	R
41	Washington Coll.	20	H
37	Virginia	23	H
33	N.C. State	35	R
24	North Carolina	41	R
30	Duke	34	R
37	Navy	53	R
35	North Carolina	44	H
41	William & Mary	29	H
45	Virginia Mil. Inst.	28	H
35	Washington & Lee	41	H
27	Georgetown	39	H
37	St. John's	39	R
41	N.C. State	35	H
35	N.C. State	42	S

**1937-38**  
 15-9 (10-3H; 4-5R; 1-1N)  
 7-4 SC

**Maryland**

26	Richmond	31	H
26	Michigan	33	H
50	Baltimore	32	R
43	Randolph Macon	27	H
29	Washington & Lee	31	R
42	Virginia Mil. Inst.	27	R
39	Georgetown	57	R
40	Duke	35	H
24	North Carolina	43	R
34	Duke	44	R
42	Virginia Poly Inst.	35	H
34	Navy		



# Terps Through the Years

TERP RECORDS

49	Virginia Poly. Inst.	41	H
25	Washington & Lee	44	H
43	N.C. State	36	R
30	Clemson	48	R
30	South Carolina	33	R
37	Duke	48	R
49	Johns Hopkins	36	H
60	Virginia Mil. Inst.	33	R
19	Washington & Lee	39	R
46	Catholic	31	H
27	Virginia Mil. Inst.	25	H
26	Geo. Washington	44	H
43	Washington & Lee	30	S
32	Duke	44	S

**1940-41**  
1-21 (1-10H; 0-11R)  
0-13SC

<b>Maryland</b>			
36	Richmond	48	H
24	Johns Hopkins	38	R
34	Clemson	48	H
32	Pennsylvania	43	R
26	Duke	40	H
41	Washington & Lee	59	R
30	Virginia Mil. Inst.	64	R
34	Georgetown	51	R
36	North Carolina	55	H
17	Richmond	38	R
17	Duke	43	R
29	North Carolina	44	R
27	Navy	52	R
18	Virginia	47	R
15	Washington & Lee	42	H
28	Geo. Washington	61	R
40	William & Mary	58	H
43	Connecticut	52	H
45	Rutgers	50	H
27	Virginia Mil. Inst.	41	H
39	Virginia Poly. Inst.	48	H
26	Washington Coll.	18	H

**1941-42**  
7-15 (4-5H; 3-10R)  
3-8SC

<b>Maryland</b>			
41	Richmond	23	R
34	William & Mary	39	R
36	West Virginia	63	R
15	Seton Hall	59	R
40	City College of NY	57	R
48	St. John's (N.Y.)	64	R
35	Virginia	34	R
33	Duke	37	R
28	Washington Coll.	25	H
51	Georgetown	42	R
29	Geo. Washington	47	H
36	Virginia	26	H
41	Virginia Mil. Inst.	46	R
44	Washington & Lee	52	R
28	Washington & Lee	30	H
47	Navy	61	R
42	William & Mary	32	H
27	West Virginia	41	H
32	Army	44	R
30	North Carolina	34	H
46	Duke	64	H
39	Virginia Mil. Inst.	36	H

**1942-43**  
8-8 (5-3H; 3-5R)  
5-5SC

<b>Maryland</b>			
32	Richmond	28	H
47	North Carolina	40	H
53	Virginia	49	H
49	Pennsylvania	51	R
40	Washington & Lee	50	R
34	Virginia Mil. Inst.	35	R
43	Geo. Washington	48	R
63	Navy	54	R
40	Army	44	R
43	Duke	46	H
55	Washington & Lee	35	H
56	Virginia	42	R
40	North Carolina	31	R
36	Georgetown	46	H
51	William & Mary	36	H
35	Virginia Mil. Inst.	36	H

**1943-44**  
4-14 (3-6H; 1-7R; 0-1N)  
2-1SC

<b>Maryland</b>			
33	Quantico Marines	59	H
39	Marshall	46	H
20	Bainbridge Navy	52	H
20	Virginia	52	R
43	Virginia Mil. Inst.	36	H
43	Hampden-Sydney	51	H

25	Bainbridge Navy	78	R
29	Fort Belvoir	60	H
33	Catholic	31	H
26	Virginia	49	H
33	Catholic	53	R
34	Richmond	65	R
48	Woodrow Gen'l Hosp.	26	H
25	Woodrow Gen'l Hosp.	35	R
31	Virginia Mil. Inst.	29	R
35	Navy	69	R
22	Army	85	R
23	N.C. State	42	S

**1944-45**  
2-14 (1-5H; 1-8R; 0-1N)  
2-5 SC

<b>Maryland</b>			
26	Gallaudet	27	H
28	North Carolina	53	R
24	Duke	51	R
32	N.C. State	46	R
33	Navy	70	R
46	Virginia Mil. Inst.	28	H
34	Marine Corps Inst.	50	H
42	N.C. State	57	H
42	Hampden-Sydney	43	H
26	Virginia	57	R
27	Virginia Mil. Inst.	35	R
33	Virginia	61	H
53	William & Mary	46	R
41	Merchant Marine	54	R
34	Army	54	R
49	Duke	76	S

**1945-46**  
9-12 (8-4H; 1-7R; 0-1N)  
5-5SC

<b>Maryland</b>			
61	Marine Corps Inst.	46	H
43	Marshall	50	H
47	Quantico Marines	50	H
25	Duke	59	R
47	N.C. State	39	R
28	North Carolina	64	R
35	Navy	44	R
37	N.C. State	33	H
45	Virginia	48	R
43	Duke	38	H
35	Hampden-Sydney	32	H
48	Geo. Washington	35	H
31	North Carolina	33	H
37	Virginia	36	H
43	Merchant Marine	39	H
37	Richmond	31	H
36	William & Mary	42	R
33	West Virginia	35	H
25	Army	52	R
31	Merchant Marine	48	R
27	N.C. State	54	S

**1946-47**  
14-10 (9-3H; 5-6R; 0-1N)  
9-4SC

<b>Maryland</b>			
43	West Virginia	81	R
49	Western Maryland	39	H
41	Johns Hopkins	36	H
62	Quantico Marines	48	R
42	North Carolina	58	R
39	Richmond	41	H
44	Geo. Washington	43	H
65	Washington & Lee	60	R
57	Virginia Poly. Inst.	49	R
61	Virginia Mil. Inst.	50	R
61	North Carolina	57	H
27	Navy	55	R
59	Washington & Lee	50	H
55	Georgetown	49	H
48	Geo. Washington	63	H
49	Richmond	68	R
55	Virginia Poly. Inst.	42	H
38	Duke	40	H
47	Kings Point	73	R
57	Army	54	R
52	Citadel	40	H
53	Virginia Mil. Inst.	45	H
54	Pennsylvania	80	R
43	N.C. State	55	S

**1947-48**  
11-14 (6-4H; 5-9R; 0-1N)  
9-7SC

<b>Maryland</b>			
63	Western Maryland	58	R
52	Loyola	63	H
59	Davidson	58	H
64	Washington & Lee	70	R
53	Virginia Mil. Inst.	46	R
64	Johns Hopkins	53	R
46	North Carolina	70	R

42	Duke	53	R
40	Georgetown	52	R
49	Clemson	42	H
44	Virginia	64	R
47	Navy	51	R
68	South Carolina	54	H
63	Virginia Mil. Inst.	48	H
44	Army	48	R
64	Washington & Lee	38	H
49	Geo. Washington	65	R
47	North Carolina	51	H
56	Virginia	68	H
60	Richmond	53	H
54	South Carolina	53	R
63	Clemson	61	R
62	Richmond	64	R
35	Geo. Washington	59	H
51	Davidson	58	S



**"FLUCIE" STEWART**  
3 Seasons  
1947-48 to 1949-50  
Record: 27-48  
Conference: 22-27

**1948-49**  
9-18 (4-5H; 5-12R; 0-1N)  
8-7SC

<b>Maryland</b>			
49	Temple	67	R
60	Virginia Poly. Inst.	51	H
75	Loyola (Md.)	77	R
45	Richmond	54	H
47	Virginia	53	H
47	Clemson	50	H
47	North Carolina	55	R
49	Davidson	52	R
43	Virginia	79	R
51	Georgetown	53	R
67	Pennsylvania	81	R
46	Navy	52	R
54	Geo. Washington	66	H
43	Miami (Ohio)	42	R
48	Miami (Ohio)	58	R
33	Cincinnati	70	R
53	Virginia Mil. Inst.	45	R
66	Washington & Lee	60	R
79	South Carolina	49	H
42	North Carolina	66	H
52	Georgetown	56	H
57	South Carolina	56	R
49	Clemson	68	R
66	Richmond	51	R
42	Geo. Washington	61	R
70	Virginia Mil. Inst.	55	H
61	North Carolina	79	S

**1949-50**  
7-18 (6-6H; 1-12R)  
5-13SC

<b>Maryland</b>			
57	Virginia Poly. Inst.	63	R
40	Tennessee	61	R
56	Virginia	66	R
65	Washington & Lee	46	H
52	Pennsylvania	54	R
62	Navy	60	H
71	Ohio Wesleyan	75	R
53	North Carolina	75	H
46	Duke	58	R
71	Georgetown	65	R
52	William & Mary	56	H
49	Richmond	59	R
51	Geo. Washington	72	H
56	William & Mary	64	R
65	Virginia Mil. Inst.	53	H
56	North Carolina	69	H
61	Virginia Mil. Inst.	62	R
67	Duke	57	H
56	South Carolina	61	H
70	Virginia	62	H
64	Davidson	61	H
67	Richmond	48	H
44	South Carolina	59	R
68	Clemson	70	R



**BUD MILLIKAN**  
17 Seasons  
1950-51 to 1966-67  
Record: 243-182  
Conference: 130-109

**1950-51**  
16-11 (10-3H; 5-7R; 1-1N)  
11-8 SC

<b>Maryland</b>			
59	Virginia	57	H
65	Pennsylvania	74	R
48	William & Mary	41	H
46	Virginia	43	R
52	Washington & Lee	43	H
51	Rutgers	45	H
67	North Carolina	59	R
48	Richmond	42	R
47	Navy	51	R
58	Georgetown	47	H
57	Virginia Poly. Inst.	66	H
56	North Carolina	55	H
57	Davidson	55	R
43	South Carolina	70	R
44	Clemson	50	R
65	Washington & Lee	83	R
46	Virginia Mil. Inst.	41	R
47	South Carolina	37	H
64	West Virginia	70	H
40	Duke	49	H
50	William & Mary	55	R
54	Clemson	50	H
42	Richmond	33	H
47	Geo. Washington	67	R
65	Virginia Mil. Inst.	46	H
50	Clemson	48	S
45	N.C. State	54	S

**1951-52**  
13-9 (8-1H; 5-7R; 0-1N)  
9-5 SC

<b>Maryland</b>			
59	Virginia	42	R
71	Washington & Lee	51	H
52	Pennsylvania	53	R
54	William & Mary	53	H
36	West Virginia	39	R
57	Virginia Mil. Inst.	39	R
51	Washington & Lee	43	R
47	North Carolina	51	R
48	Navy	45	R
63	Virginia	53	H
55	Georgetown	40	H
55	Rutgers	61	R
71	North Carolina	51	H
64	Virginia Mil. Inst.	46	H
55	Richmond	45	H
66	William & Mary	71	R
51	Duke	56	R
61	Georgetown	71	R
54	Richmond	50	R
56	Geo. Washington	57	H
71	Davidson	48	H
48	Duke	51	S

**1952-53**  
15-8 (8-2H; 6-5R; 1-1N)  
12-3SC

<b>Maryland</b>			
71	Virginia	61	H
64	William & Mary	61	H
53	Pennsylvania	70	R
52	West Virginia	45	H
54	Virginia Mil. Inst.	37	R
58	Washington & Lee	40	R
49	North Carolina	59	R
59	Virginia	56	R
63	Richmond (OT)	60	R
45	Georgetown	54	H
65	Virginia Poly. Inst.	46	H
68	North Carolina	66	H
62	C. Washington (2 OT)	63	R
70	Virginia Poly. Inst.	56	R
46	Richmond	49	H
67	Virginia Mil. Inst.	41	H
67	Washington & Lee	56	H
79	William & Mary	57	R

48	Georgetown	49	R
47	Navy	51	R
66	Geo. Washington	53	H
74	Duke	65	S
59	Wake Forest (OT)	61	S

**1953-54**  
23-7 (9-2H; 13-4R; 1-1N)  
7-2ACC (2nd)

<b>Maryland</b>			
53	South Carolina	49	R
81	Clemson	41	R
54	Wake Forest	71	R
69	William & Mary	54	R
71	West Virginia	54	R
60	Virginia Poly. Inst.	52	H
79	South Carolina	48	H
65	Arizona State	50	R
66	Evansville	58	R
54	Kentucky Wesleyan	37	R
72	Richmond	64	R
70	Virginia	64	H
75	Clemson	54	



# Terps Through the Years

## 1956-57

16-10 (8-2H; 7-7R; 1-1N)  
9-5 ACC (2nd)

Maryland		
67	Virginia	63 R
62	Fordham	68 H
59	Wake Forest	53 H
55	Kentucky	76 R
61	North Carolina	70 R
89	Montana State	72 R
93	New Mexico A&M	45 R
43	Virginia	39 R
59	Clemson	52 R
60	South Carolina	68 R
62	Duke	51 H
68	Geo. Washington	48 R
66	South Carolina	59 H
82	Georgetown	69 H
79	N.C. State	66 H
60	Duke	72 R
84	Geo. Washington	67 H
61	No. Carolina (2 OT)	65 H
85	Virginia	64 H
56	N.C. State	49 R
58	Wake Forest	62 R
55	Navy	56 R
74	Clemson	65 H
62	Georgetown	59 R
71	Virginia	68 A
64	South Carolina	74 A

## 1957-58

22-7 (10-1H; 7-5R; 5-1N)  
9-5 AC (4th)  
ACC Tournament

Maryland		
64	Geo. Washington	55 H
61	Fordham	58 R
71	Kentucky	62 H
72	Wake Forest	58 H
88	Navy	58 H
71	Vanderbilt	56 R
46	Memphis State (3 OT)	47 R
72	South Carolina	59 R
66	Clemson	73 R
74	Duke	49 H
74	North Carolina	61 H
65	Georgetown	45 R
48	N.C. State	57 H
64	Navy	51 R
87	Virginia	66 R
74	Wake Forest	67 R
72	Clemson	54 H
64	N.C. State (3 OT)	69 R
69	Virginia	56 H
59	Duke	68 R
59	North Carolina	66 R
56	Georgetown	46 H
99	South Carolina	59 H
70	Virginia	66 A
71	Duke (OT)	65 A
86	North Carolina	74 A
86	Boston College	63 C
67	Temple	71 C
59	Manhattan	55 C

## 1958-59

10-13 (7-3H; 3-9R; 0-1N)  
7-7 ACC (T3rd)

Maryland		
53	N.C. State	55 H
62	Northwestern	66 R
63	Virginia	56 H
56	Kentucky (OT)	58 R
50	Navy	53 H
68	Wake Forest	65 H
45	Mississippi State	56 R
54	Loyola	50 R
64	Duke	31 H
59	South Carolina	41 R
46	Clemson	55 R
61	Georgetown	53 H
69	Duke	78 R
57	North Carolina	64 R
53	Wake Forest	56 R
65	G. Washington (OT)	66 H
37	N.C. State	53 R
77	Clemson	58 H
50	Virginia	62 R
69	North Carolina	51 H
67	Georgetown	56 R
75	South Carolina	45 H
65	Virginia	66 A

## 1959-60

15-8 (8-2H; 7-5R; 0-1N)  
9-5 ACC (3rd)

Maryland		
64	Geo. Washington	57 R
70	Virginia	62 H

59	Georgetown	48 H
47	Wake Forest	54 H
63	Indiana	72 R
76	Fordham	54 R
103	Yale	80 H
85	South Carolina	52 H
51	Georgetown	66 R
56	Duke	48 R
63	N.C. State	53 H
51	Navy	50 R
66	North Carolina	75 H
64	Wake Forest	65 R
44	Virginia	43 R
46	N.C. State	48 R
70	Clemson	55 H
71	Duke	61 H
86	G. Washington (OT)	84 H
64	North Carolina	81 R
67	Clemson (2 OT)	59 R
72	South Carolina	55 R
58	N.C. State	74 A

## 1960-61

14-12 (8-2H; 5-9R; 1-1N)  
6-8 ACC (4th)

Maryland		
64	Penn State	47 H
57	Virginia	52 R
80	Geo. Washington	66 H
64	Minnesota	53 R
78	Georgetown	67 R
60	Wake Forest	72 H
57	North Carolina	81 R
67	N.C. State	75 R
84	Wyoming	77 R
72	South Carolina	58 H
55	Georgetown	47 H
62	Duke	70 R
52	North Carolina	58 H
63	Navy	62 H
75	N.C. State	57 R
56	North Carolina	63 R
69	Wake Forest	78 R
59	Clemson	76 R
61	South Carolina	64 R
66	N.C. State	83 R
74	Duke	71 H
44	Geo. Washington	63 R
77	Virginia	62 H
82	Clemson (OT)	80 H
91	Clemson	75 A
76	Wake Forest	98 A

## 1961-62

8-17 (4-6H; 4-10R; 0-1N)  
3-11 ACC (7th)

Maryland		
65	Penn State	71 R
78	Georgetown (2 OT)	79 H
68	N.C. State (OT)	73 H
75	Minnesota	69 H
79	Wake Forest	62 H
91	Virginia	70 R
62	Mississippi State	64 R
64	Louisville	83 R
67	Geo. Washington	56 R
77	South Carolina (OT)	86 H
83	Georgetown	70 R
68	Duke	84 R
81	Geo. Washington	67 H
61	N.C. State	68 R
71	Miami (Fla.)	68 R
58	Navy	67 R
79	North Carolina	62 H
68	South Carolina	85 R
61	Clemson	73 R
53	Duke	79 H
78	Wake Forest	81 R
67	North Carolina	70 R
68	Virginia	72 H
68	Clemson	75 H
58	Duke	71 A

## 1962-63

8-13 (5-6H; 3-6R; 0-1N)  
4-10 ACC (T6th)

Maryland		
61	Penn State	62 H
70	Georgetown	79 R
56	Duke	92 R
74	N.C. State	76 H
67	Virginia	61 R
74	Wake Forest	85 H
68	South Carolina	63 H
74	Geo. Washington	72 H
67	Navy	61 H
56	North Carolina	78 H
59	N.C. State	79 R
68	Geo. Washington	67 R
73	Georgetown	72 H

68	North Carolina	82 R
60	Clemson	62 R
51	South Carolina	44 R
54	Wake Forest	75 R
69	Virginia	71 H
76	Duke	76 H
69	Clemson	67 H
41	Wake Forest	80 A

## 1963-64

9-17 (5-4H; 4-12R; 0-1N)  
5-9 ACC (6th)

Maryland		
68	Virginia	58 H
72	Georgetown	83 R
62	Penn State	91 R
72	N.C. State	62 H
74	West Virginia	72 H
56	Clemson	48 H
59	Tennessee	70 R
75	Louisiana State	65 R
54	Arizona	57 R
82	Columbia	76 R
69	South Carolina (OT)	73 H
55	Navy	68 R
88	North Carolina	97 R
65	N.C. State	66 R
91	Wake Forest	82 R
80	Geo. Washington	76 R
67	West Virginia	91 R
72	Duke	104 H
77	Wake Forest	79 H
74	North Carolina	64 H
73	Virginia	79 R
63	Duke	84 R
78	Georgetown	81 H
68	Clemson	83 R
64	South Carolina	74 R
67	Clemson	81 A

## 1964-65

18-8 (9-3H; 8-4R; 1-1N)  
10-4 ACC (T2nd)

Maryland		
72	Penn State	71 H
82	Geo. Washington	80 H
59	Virginia	61 R
62	N.C. State	63 H
73	West Virginia (OT)	80 H
82	Wake Forest	64 H
61	Kansas (OT)	63 H
66	Tulsa	59 R
73	Miami (Fla.)	80 R
76	North Carolina	68 H
67	Clemson (2 OT)	65 R
75	South Carolina	70 R
77	Navy	58 H
93	Wake Forest (OT)	85 R
67	N.C. State	73 R
91	North Carolina	80 R
64	Duke	82 R
86	West Virginia	78 R
85	Georgetown	67 R
52	Virginia	47 H
70	Navy	57 R
85	Duke	82 H
88	Clemson	71 H
73	South Carolina	59 H
61	Clemson	50 A
67	N.C. State	76 A

## 1965-66

14-11 (7-3H; 7-7R; 0-1N)  
7-7 ACC (5th)

Maryland		
61	Penn State	65 R
87	Wake Forest	66 H
59	N.C. State	48 H
62	Kansas	71 R
63	Kansas State	57 R
77	Georgetown	59 H
74	West Virginia	76 R
69	Houston	68 R
77	Dayton	75 R
52	North Carolina	67 R
62	Virginia	65 H
61	Duke	76 R
58	N.C. State (OT)	60 R
107	Geo. Washington	81 R
66	Clemson	71 R
78	South Carolina	63 R
76	North Carolina	66 H
86	Wake Forest (OT)	78 R
74	Navy	69 H
107	West Virginia	92 H
71	Virginia	64 R
69	Duke	74 H
56	South Carolina	42 H
69	Clemson	81 H
70	North Carolina	77 A

## 1966-67

11-14 (5-5H; 6-8R; 0-1N)  
5-9 ACC (T5th)

Maryland		
76	Penn State	53 R
54	N.C. State	58 H
63	South Carolina	65 H
85	Virginia	65 R
50	Oklahoma State	49 R
53	Memphis State	55 R
59	Wake Forest	68 H
66	Davidson	65 R
57	Army	54 R
60	N.C. State	55 H
82	West Virginia (OT)	81 R
69	Duke (OT)	72 H
68	Clemson	48 H
58	West Virginia	61 H
53	South Carolina	80 R
77	North Carolina	85 R
78	Geo. Washington	52 H
49	Georgetown	80 R
87	Virginia	76 H
65	Navy	66 R
58	Duke	81 R
78	North Carolina	79 H
61	Clemson	65 R
64	Wake Forest	78 R
54	South Carolina	57 A



**FRANK FELLOWS**  
2 Seasons  
1967-68 to 1968-69  
Record: 16-34  
Conference: 6-22

## 1967-68

8-16 (7-3H; 1-12R; 0-1N)  
4-10 ACC (6th)

Maryland		
71	Penn State	76 R
84	Geo. Washington	53 R
62	N.C. State	75 H
66	South Carolina	65 H
60	Wake Forest	73 R
53	Texas El-Paso	70 R
72	Southern Illinois (OT)	73 R
59	South Carolina	68 R
52	N.C. State	68 R
79	West Virginia	75 H
52	Duke	84 H
93	Clemson (2 OT)	94 R
76	Navy	72 H
73	Miami (Fla.)	93 R
67	North Carolina	73 H
64	Duke	85 R
66	West Virginia	83 R
85	Virginia	76 H
87	Wake Forest	74 H
80	North Carolina	83 R
81	Clemson	68 H
68	Virginia	70 R
68	Georgetown	60 H
54	N.C. State	63 A

## 1968-69

8-18 (4-6H; 4-11R; 0-1N)  
2-12 ACC (T7th)

Maryland		
66	Penn State	56 H
65	West Virginia	86 R
67	South Carolina	79 R
63	Princeton	72 H
87	Wake Forest	95 R
99	Geo. Washington	96 R
89	Marshall	80 H
35	Miami (Fla.)	92 R
69	Davidson	83 R
95	Wichita	83 R
71	Wake Forest	93 R
69	N.C. State	85 R
67	South Carolina	69 H
85	Duke	96 R
83	Clemson	78 H
77	Virginia	78 H
87	North Carolina	107 R
81	N.C. State	86 H
91	West Virginia	84 H

83	Duke	93 H
68	Navy	72 R
78	Virginia	84 R
86	North Carolina	88 H
84	Clemson	83 R
83	Georgetown	78 R
71	South Carolina	92 A



**CHARLES "LEFTY" DRIESELL**  
17 Seasons  
1969-70 to 1985-86  
Record: 348-159  
Conference: 122-100

## 1969-70

13-13 (10-4H; 3-8R; 0-1N)  
5-9 ACC (6th)

Maryland		
97	Buffalo	77 H
92	Geo. Washington	71 R
67	Princeton	75 R
87	Wake Forest	104 H
68	South Carolina	101 H
54	Army	69 H
94	Fordham	71 H
94	Delaware	58 H
57	N.C. State	91 R
96	Wake Forest	88 R
83	West Virginia	76 H
44	South Carolina	55 R
75	Clemson	63 R
73	Navy	57 H
97	Maine	68 H
52	Duke	50 H
69	North Carolina	77 H
54	N.C. State	64 R
81	Georgetown	71 H
69	Virginia	71 R
83	North Carolina	90 R
76	Duke	

# Terps Through the Years

TERP RECORDS

103	Western Kentucky	67	H
90	St. John's	69	H
83	N.C. State	70	H
61	Clemson	63	R
49	Wake Forest	46	R
85	Navy	60	R
82	Buffalo	58	H
72	North Carolina	92	R
66	N.C. State	65	R
77	Duke	58	H
85	Duquesne	71	H
78	Long Island Univ.	60	R
79	North Carolina (OT)	77	H
67	Clemson	57	H
76	Richmond	61	H
59	Duke	68	R
64	Wake Forest (OT)	56	H
45	Virginia	42	H
54	Clemson	52	A
62	Virginia	57	A
64	North Carolina	73	A
67	St. Joseph's	55	T
71	Syracuse	65	T
91	Jacksonville	77	T
100	Niagara	69	T

## 1972-73

23-7 (12-1H; 8-4R; 3-2N)  
7-5 ACC (3rd)

<b>Maryland</b>			
127	Brown	82	H
82	Richmond	50	R
107	Canisus	80	H
99	Georgetown	73	R
88	Geo. Washington	79	H
90	Georgia Tech	55	H
90	Syracuse	76	H
76	Kent State	58	H
79	Clemson	75	R
93	Virginia	74	H
85	N.C. State	87	H
76	Navy	67	R
105	Wake Forest	76	H
100	Long Island Univ.	73	H
94	North Carolina	88	H
78	N.C. State	89	R
81	Duke	85	R
83	Fordham	72	R
93	Buffalo	64	H
85	North Carolina	95	R
69	Clemson	66	H
81	Duquesne	71	R
96	Duke	68	H
60	Wake Forest	62	R
72	Virginia	81	R
97	Clemson	61	A
73	Wake Forest	65	A
74	N.C. State	76	A
91	Syracuse	75	C
89	Providence	103	C

## 1973-74

23-5 (12-1H; 9-3R; 2-1N)  
9-3 ACC (T2nd)

<b>Maryland</b>			
64	UCLA	65	R
106	Eastern Kentucky	57	H
115	Georgetown	83	H
78	San Francisco	60	R
53	Santa Clara	32	R
102	Holy Cross	75	H
98	Boston College	37	H
96	Richmond	60	R
89	Clemson	60	H
72	Wake Forest	59	R
74	N.C. State	80	R
112	Fordham	73	H
72	Navy	50	R
86	Canisus	73	H
73	North Carolina	82	R
80	N.C. State	86	H
101	Duke	83	H
88	Virginia	81	R
92	Geo. Washington	71	R
91	North Carolina	80	H
56	Clemson	54	R
98	Duquesne	72	H
64	Duke	61	R
77	Wake Forest	68	H
110	Virginia	75	H
85	Duke	66	A
105	North Carolina	85	A
100	N.C. State (OT)	103	A

## 1974-75

24-5 (12-2H; 10-1R; 2-2N)  
10-2 ACC  
ACC Regular Season  
Champions

<b>Maryland</b>			
106	Richmond	81	H
99	Wake Forest	78	R
99	Long Island Univ.	84	H
104	Georgetown	71	R
113	DePaul	49	H
81	Geo. Washington	67	R
105	Georgia Tech	67	H
75	UCLA	81	H
96	Appalachian State	50	H
90	Notre Dame	82	H
83	Duke	77	H
89	Wake Forest	73	H
103	N.C. State	85	H
87	Navy	73	R
82	Clemson	83	R
66	North Carolina	69	H
98	N.C. State	97	R
86	Virginia	79	H
65	Fordham	46	R
104	Duke	80	R
96	North Carolina	74	R
70	Virginia	51	R
103	Duquesne	82	R
70	Clemson	64	H
104	East Tennessee	87	H
85	N.C. State	87	A
83	Craigton	79	C
83	Notre Dame	71	C
82	Louisville	96	C

## 1975-76

22-6 (13-2H; 8-3R; 1-1N)  
7-5 ACC (T2nd)

<b>Maryland</b>			
127	East Carolina	84	H
99	DePaul	42	H
98	Richmond	71	R
122	Boston University	82	H
93	Georgia Tech	65	H
81	Fordham	56	H
70	UNC Charlotte	60	H
103	Southern California	69	H
66	Princeton	59	H
111	Long Island Univ.	88	H
82	Geo. Washington	72	R
93	Wake Forest	96	R
87	N.C. State	69	R
87	Navy	69	R
77	Clemson	82	H
93	North Carolina (OT)	95	R
102	N.C. State	84	H
69	Notre Dame	63	R
69	Virginia	66	R
102	Duke	91	H
69	North Carolina	81	H
98	Clemson	89	R
72	Georgetown	63	R
67	Duke	69	R
105	Wake Forest	91	H
81	Virginia	73	H
80	Duke (OT)	78	A
65	Virginia	73	A

## 1976-77

19-8 (15-4H; 3-3R; 1-1N)  
7-5 ACC (4th)

<b>Maryland</b>			
79	Notre Dame (OT)	80	H
86	Ball State	70	H
49	Long Island Univ.	45	H
58	Princeton	45	H
80	East Carolina	69	H
92	DePaul	74	H
76	Appalachian State	74	H
106	Bucknell	72	H
84	Xavier	74	H
96	Syracuse	85	H
90	Richmond	87	H
85	Wake Forest (OT)	86	H
87	N.C. State	80	H
62	Navy	54	N
71	Clemson	93	R
68	North Carolina	71	H
75	N.C. State	73	R
76	Geo. Washington	86	H
82	Virginia	67	H
65	Duke (OT)	64	R
70	North Carolina	97	R
84	Clemson	78	H
88	Pittsburgh	75	H
85	Duke	72	H
81	Wake Forest	80	R
68	Virginia	77	R
72	N.C. State	82	A

## 1977-78

15-13 (10-4H; 1-8R; 4-1N)  
3-9 ACC (6th)

<b>Maryland</b>			
95	Bucknell	62	H
78	American	65	N
91	Georgetown	87	N
89	Penn State	80	N
130	East Carolina	106	H
94	Geo. Washington	101	R
94	Long Island Univ.	64	H
99	Army	77	H
91	Western Kentucky	78	H
65	Georgia Tech	63	H
78	Duke	88	H
75	Wake Forest	84	R
82	N.C. State	88	R
74	Air Force	73	H
90	Clemson	75	H
71	North Carolina	85	R
73	N.C. State	80	H
54	Notre Dame	69	R
64	Virginia	66	R
81	Nevada Las-Vegas	68	H
64	North Carolina	66	H
80	Clemson	75	R
86	Pittsburgh (OT)	89	R
70	Duke	81	R
91	Wake Forest	89	H
70	Virginia	79	H
109	N.C. State (3 OT)	108	A
69	Duke	81	A

## 1978-79

19-11 (12-4H; 4-4R; 3-3N)  
6-6 ACC (4th)

<b>Maryland</b>			
107	Bucknell	97	H
65	Georgetown	68	N
81	Air Force	68	R
88	Nevada Las-Vegas	94	R
69	Penn State	61	N
86	Biscayne	60	H
82	East Carolina	71	H
124	N.C. State	110	H
129	Canisus	103	H
62	St. Joseph's (OT)	56	H
83	Southern California	79	H
84	Geo. Washington	72	H
60	Wake Forest	66	H
82	N.C. State (2 OT)	81	R
84	Louisville	99	H
77	Clemson	63	R
53	North Carolina	54	H
82	Navy	62	H
66	Notre Dame	65	H
63	Virginia	69	H
78	Duke	87	R
67	North Carolina	76	R
77	Clemson	69	H
70	Duke	68	H
54	Wake Forest	53	R
72	Virginia	75	R
75	Clemson	67	A
79	North Carolina	102	A
67	Rhode Island (3 OT)	65	T
72	Ohio State	79	T

## 1979-80

24-7, 16-0H; 4-4R; 4-3N)  
11-3 ACC (1st)  
ACC Regular Season  
Champions

<b>Maryland</b>			
82	Md.-Eastern Shore	58	H
56	Penn State	55	N
71	Georgetown	83	N
72	Brown	59	H
113	Catholic	79	H
70	Georgia Tech	60	H
95	Bucknell	73	H
115	Miami (Ohio)	76	H
85	Temple	63	H
83	Georgia Tech	73	R
84	Wake Forest	76	R
62	N.C. State	67	R
95	Pittsburgh	88	H
84	Clemson	83	H
92	North Carolina	86	R
66	N.C. State	62	H
63	Notre Dame	64	R
63	Virginia	61	R
101	Duke	82	H
70	North Carolina	69	H
81	Clemson	90	R
89	Boston	76	H
85	East Carolina	72	H
61	Duke	66	R
83	Wake Forest	77	H
82	Virginia	71	H

52	Georgia Tech (OT)	49	A
91	Clemson	85	A
72	Duke	73	A
86	Tennessee	75	C
68	Georgetown	74	C

## 1980-81

21-10 (12-3H; 6-5R; 3-2N)  
8-6 ACC (4th)

<b>Maryland</b>			
86	Navy	64	H
95	American	65	H
96	Wagner	73	R
83	Syracuse	73	R
109	Fairleigh Dickinson	83	H
67	Louisville	78	R
82	N.C. State (OT)	75	H
66	Georgia Tech	55	R
114	Marshall	89	H
74	St. Joseph's	57	H
69	William & Mary	64	H
66	North Carolina	75	R
94	Duke	79	H
64	Virginia	66	H
68	Clemson (OT)	62	R
81	Md.-Eastern Shore	65	H
70	Notre Dame	73	H
69	Pittsburgh (OT)	66	R
72	Georgia Tech	64	H
60	Wake Forest	67	R
54	Duke	55	R
72	Clemson	70	H
63	North Carolina	76	H
94	Wake Forest	80	H
76	N.C. State	72	R
63	Virginia	74	R
56	Duke	53	A
85	Virginia	62	A
60	North Carolina	61	A
81	Tennessee	69	C
64	Indiana	99	C

## 1981-82

16-13 (13-3H; 2-8R; 1-2N)  
5-9 ACC (5th)

<b>Maryland</b>			
49	St. Peter's	42	H
82	Lafayette	58	H
87	Long Island Univ.	79	H
74	George Mason	62	H
76	Md.-Eastern Shore	64	H
75	Towson State	59	H
53	N.C. State	74	R
90	Ohio University	64	H
43	Georgia Tech	45	H
57	UCLA	90	R
50	North Carolina	66	H
40	Duke	36	R
40	Virginia (OT)	45	R
62	Clemson	57	H
91	Canisus	73	H
51	Notre Dame	55	R
50	William & Mary	43	R
61	Georgia Tech	64	R
61	Wake Forest	56	H
77	Duke	60	H
94	Hofstra	59	H
56	North Carolina	59	R
66	Clemson	75	R
42	Wake Forest	48	R
38	N.C. State	52	H
47	Virginia (OT)	46	H
28	N.C. State	40	A
66	Richmond	50	T
69	Georgia	83	T

## 1982-83

20-10 (14-3H; 5-4R; 1-3N)  
8-6 ACC (T3rd)

<b>Maryland</b>			
79	Penn State	97	N
91	Md.-Eastern Shore	70	H
67	Canisus	66	R
56	St. Joseph's	64	H
85	Duquesne	64	H
66	Towson State	56	H
80	UCLA (2 OT)	79	H
73	American	71	H
56	William & Mary	51	H
64	Virginia	83	H



# Terps Through the Years

74	Fairleigh Dickinson	51	H
77	William & Mary	48	H
61	UNLV	64	H
42	West Virginia	41	R
91	Towson State	58	H
60	Alabama	58	H
67	Stanford	55	N
92	Hawaii Pacific	85	R
75	Duke	81	H
74	Rand. Macon	50	H
67	Georgia Tech	68	R
67	North Carolina	71	H
49	Virginia	70	R
55	N.C. State	67	H
68	Duke	80	R
77	Wake Forest	55	H
62	Villanova	64	R
62	Notre Dame	69	R
78	Clemson	69	R
67	N.C. State	66	R
60	Clemson	70	R
91	Md.-Eastern Shore	44	H
77	North Carolina (OT)	72	R
70	Georgia Tech	77	H
59	Wake Forest	48	R
87	Virginia	72	H
85	North Carolina	75	A
62	Georgia Tech	64	A
69	Pepperdine	64	C
64	UNLV	70	C

78	Notre Dame	75	R
70	Old Dominion	65	R
83	Georgia Tech	96	H
70	Clemson	66	R
83	Duke	90	H
82	Georgia Tech	104	R
73	North Carolina	74	R
101	Md.-Eastern Shore	51	H
70	Wake Forest	65	R
68	N.C. State	74	R
69	Virginia	63	H
67	Georgia Tech	67	A
64	North Carolina	74	A
92	Cal.-Santa Barbara	82	C
81	Kentucky	90	C

**1988-89**  
9-20 (5-9 H; 0-10 R; 4-1 N)  
1-13 ACC (8th)

<b>Maryland</b>			
74	Texas Chnstian	67	N
69	Georgia State	62	N
97	Md.-Eastern Shore	53	H
51	South Carolina	57	R
73	Morgan State	61	H
68	Arkansas	73	R
74	Monmouth	70	H
61	West Virginia	69	H
74	Lamar	65	N
51	Texas El-Paso	69	R
77	Louisiana State	69	H
60	Wake Forest	70	R
58	Clemson	75	R
72	North Carolina	88	R
72	Duke	82	H
58	Virginia (OT)	64	H
73	Missouri	87	H
67	N.C. State	90	H
78	UMBC	66	H
74	Georgia Tech	87	R
98	Clemson	87	H
60	Duke	86	R
66	Georgia Tech	67	H
75	North Carolina	86	H
61	Wake Forest	75	H
77	N.C. State	94	R
59	Virginia	86	R
71	N.C. State	49	A
58	North Carolina	88	A



**BOB WADE**  
3 Seasons  
1986-87 to 1988-89  
Record: 36-50  
Conference: 7-35

**1986-87**  
9-17 (8-8 H; 1-8 R; 0-1 N)  
0-14 ACC (8th)

<b>Maryland</b>			
76	Winthrop	58	H
70	Fairleigh Dickinson	59	H
50	Notre Dame	63	H
47	N.C. State	69	R
79	Towson State	71	H
65	North Carolina	98	R
64	Virginia	71	H
61	Duke	85	H
64	Clemson	72	R
77	Bucknell	68	H
65	West Virginia	62	H
73	Old Dominion	87	R
90	James Madison	76	R
72	Georgia Tech	76	R
58	Wake Forest	69	R
79	Clemson	80	H
67	Duke	76	R
74	Georgia Tech	78	H
86	North Carolina	93	H
73	Central Florida	93	H
78	UMBC	64	H
68	Wake Forest	75	H
72	N.C. State	85	H
117	Md.-Eastern Shore	51	H
77	Virginia	82	R
63	North Carolina	82	A



**GARY WILLIAMS**  
6 Seasons  
1989-90 to Present  
Record: 105-77  
Conference: 38-52

**1989-90**  
19-14 (12-4 H; 3-7 R; 4-3 N)  
6-8 ACC (T5th)

<b>Maryland</b>			
87	Delaware	53	H
105	Augusta College	74	H
51	South Carolina	52	N
78	Army	60	N
65	Connecticut	87	N
68	Jacksonville	53	H
63	Coppin State	70	H
104	George Mason	86	N
91	E. Tennessee St.	86	N
98	CSU-Sacramento	68	N
110	Aicorn State	91	H
88	Wake Forest	82	H
77	Clemson	82	R
98	North Carolina	88	H
80	Duke	91	R
74	Virginia	72	R
61	Boston University	65	R
84	South Florida	66	H
81	N.C. State	81	R
89	Virginia Tech	80	H
84	Georgia Tech	90	H
73	Clemson	75	H
111	Duke (OT)	114	H
78	Georgia Tech	80	R
80	North Carolina	76	R
64	Southern Cal.	62	R
113	Md.-Baltimore Cty	61	H
74	Wake Forest	84	R

96	N.C. State	95	H
89	Virginia	74	H
84	Duke	104	A
91	Massachusetts	81	T
78	Penn State	80	T

**1990-91**  
16-12 (11-3 H; 3-8 R; 2-1 N)  
5-9 ACC (7th)

<b>Maryland</b>			
93	Towson State	69	H
72	Southern California	59	H
85	West Virginia	90	R
85	Boston College	100	N
70	Jacksonville	71	R
93	UC-Irvine	79	H
64	Lafayette	48	H
86	Rutgers	81	N
78	South Carolina	69	N
82	Wake Forest	74	R
61	Clemson	65	H
92	Md.-Baltimore Cty	66	H
73	North Carolina	105	R
78	Duke	94	H
62	Virginia	76	H
87	South Florida	81	R
85	Boston University	59	H
104	N.C. State	100	H
72	American	69	H
65	Georgia Tech	80	R
69	Clemson	73	R
81	Duke	101	R
96	Georgia Tech	93	H
75	North Carolina	87	H
82	Virginia Tech	67	R
86	Wake Forest	78	H
91	N.C. State	114	R
78	Virginia (OT)	74	R

**1991-92**  
14-15 (10-5 H; 2-7 R; 2-3 N)  
5-11 ACC (8th)

<b>Maryland</b>			
83	Moumt. St. Mary's	53	H
115	Md.-Eastern Shore	60	H
93	American	68	H
76	Providence	66	N
101	West Virginia	91	H
79	Louisville	96	R
83	Towson State	76	H
83	Rider College	69	H
99	Rutgers	95	N
64	Evansville	75	N
67	Georgia Tech (#15)	92	R
66	Duke (#1)	83	H
88	N.C. State	94	R
76	North Carolina (#14)	96	R
83	Florida State (#23)	85	R
76	Wake Forest	86	H
84	Clemson	71	H
75	Virginia	82	R
93	Florida State	85	A
65	Georgia Tech	67	H
77	N.C. State	74	H
89	Duke (#1)	91	R
70	Clemson	82	R
84	UNC-Greensboro	55	H
82	North Carolina (#10)	80	H
77	Wake Forest	66	R
74	Virginia	76	H
81	Clemson	75	N
87	Duke (#1)	94	N

**1992-93 results**  
12-16 (8-7H; 2-8 R, 2-1 N)  
2-14 ACC (8th)

<b>Maryland</b>			
103	Md.-Baltimore Cty.	80	H
72	West Virginia	86	R
94	Md.-Eastern Shore	63	H
98	American	67	H
93	La Salle	76	A
78	Towson State	68	H
103	Morgan State	63	H
72	Louisville	67	H
109	Howard	69	H
75	Georgia Tech	85	H
73	North Carolina	101	R
85	Florida State	105	R
73	Wake Forest	86	H
89	Oklahoma	78	N
70	N.C. State	65	R
72	Clemson	82	R
62	Duke	78	H
68	Virginia	70	H
79	Georgia Tech	93	R
63	North Carolina	77	H
84	Florida State	87	H
84	Wake Forest	88	R
88	N.C. State	71	H

73	Clemson	81	H
79	Duke	95	R
74	Virginia	88	R
76	N.C. State	55	A
66	North Carolina	102	A

**1993-94**  
18-12 (10-3H, 4-6R, 4-3N)  
8-8 ACC (T4th)

<b>Maryland</b>			
84	Georgetown (#15) (OT)	83	R
92	Cornell	41	H
93	Rider	79	H
89	Md.-Baltimore Cty	80	H
85	Morgan State	62	H
85	Oklahoma	88	N
109	Towson State	71	N
93	Hofstra	67	N
80	Massachusetts (#9)	94	N
91	Georgia Tech (#12)	88	R
70	North Carolina (#2)	75	H
80	Florida State	74	H
61	Wake Forest	58	R
102	N.C. State	70	H
73	Clemson	53	H
62	Duke (#2)	75	R
73	Virginia	66	R
71	Georgia Tech	83	H
89	North Carolina (#1)	95	R
69	Florida State	66	R
81	Wake Forest	58	H
94	Loyola (MD)	71	H
71	N.C. State	79	R
73	Clemson	67	R
69	Duke (#2)	73	H
70	Virginia	68	H
63	Virginia	69	N
74	St. Louis (#22)	66	N
95	Massachusetts (#9)	87	N
71	Michigan (#11)	78	N

**1994-95**  
26-8 (16-0 H; 4-4 R; 6-4 N)  
12-4 ACC (T1st)

<b>Maryland</b>			
95	Chaminade	67	N
90	Utah	78	N
90	Arizona State	97	N
92	Loyola (Md.)	62	H
102	Bucknell	64	H
102	UMBC	77	H
113	Colgate	53	H
74	Massachusetts (#5)	85	N
120	Towson State	73	H
138	Morgan State	72	H
96	La Salle	80	H
98	American	77	H
80	Georgia Tech (#24)	67	H
90	North Carolina (#1)	100	R
70	Florida State	57	R
76	Wake Forest (#14)	66	H
84	N.C. State	67	R
56	Clemson	51	R
74	Duke	72	H
71	Virginia (#15)	62	H
91	Georgia Tech (#21)	100	R
86	North Carolina (#1)	73	H
80	Florida State	65	H
54	Wake Forest (#14)	63	R
74	Cincinnati	72	N
84	N.C. State	71	H
84	Clemson	68	H
94	Duke	92	R
67	Virginia (#13)	92	R
71	Florida State	64	N
92	North Carolina (#2)	97 (OT)	N
87	Gonzaga	63	N
82	Texas	68	N
89	Connecticut (#8)	99	N

**1995-96**  
17-13 (11-3H, 3-5R, 3-5N)  
8-8 ACC (T4th)

<b>Maryland</b>			
84	Kentucky (#1)	96	N
70	Towson State	67	N
47	Massachusetts (#5)	50	N
98	Geo. Washington	81	N
88	Howard	71	H
63	UCLA	73	N
83	Rider	67	H
104	American	79	H
104	Md.-Eastern Shore	66	H
84	Georgia Tech	98	R
86	North Carolina (#16) (OT)	88	H
64	Wake Forest (#8)	77	R
118	Delaware State	55	H

# ACC Series Anatomies

## Clemson (Maryland leads 71-41)

Last Maryland Win: March 7, 1997; Neutral, 76-61  
 Last Clemson Win: February 8, 1997; Away, 80-68  
 Williams at Maryland vs. Clemson: 8-10  
 Terps at Home: 41-11  
 Terps on the Road: 19-29  
 Terps at Neutral Sites: 11-1  
 Terps since 1954: 64-34  
 Last 10 games: Clemson leads, 6-4  
 Longest Winning Streak: 11 (1951-57)  
 Largest Margin of Victory: 81-41; Away; (1953-54)  
 Largest Margin in Loss: 93-71; Away; (1976-77)  
 Most Points Scored: 103-83; Home; (1969-70)  
 By Decade: 30s 1-1 70s 18-5  
 40s 4-3 80s 14-7  
 50s 13-5 90s 8-10  
 60s 14-9

## Duke (Duke leads, 86-51)

Last Maryland Win: January 26, 1997; Home; 74-70  
 Last Duke Win: February 27, 1997; Away; 81-69  
 Williams at Maryland vs. Duke: 4-15  
 Terps at Home: 32-30  
 Terps on the Road: 12-46  
 Terps at Neutral Sites: 7-10  
 Terps since 1954: 37-63  
 Last 10 Games: Duke leads, 6-4  
 Longest Winning Streak: 7 (1973-76)  
 Largest Margin of Victory: 64-31; Home; (1958-59)  
 Largest Margin in Loss: 92-56; Away; (1952-53)  
 Most Points Scored: 111-114; Home; (1989-90)  
 By Decade: 20s 1-0 60s 4-17  
 30s 9-7 70s 14-9  
 40s 2-12 80s 10-14  
 50s 7-12 90s 4-15

## Florida State (Maryland leads, 8-5)

Last Maryland Win: February 13, 1997; Home; 73-57  
 Last Florida State Win: January 29, 1997; Away; 74-70  
 Williams at Maryland vs. Florida St.: 8-5  
 Terps at Home: 4-2  
 Terps on the Road: 3-3  
 Terps at Neutral Sites: 1-0  
 Terps since 1954: 8-5  
 Last 10 Games: Maryland leads, 7-3  
 Longest Winning Streak: 5 (1994-95)  
 Largest Margin of Victory: 73-57; Away; (1996-97)  
 Largest Margin in Loss: 100-78; Away; (1995-96)  
 Most Points Scored: 93-85; Away; (1991-92)  
 By Decade: 90s 8-5

## Georgia Tech (Georgia Tech leads, 28-18)

Last Maryland Win: February 19, 1997; Home; 76-68  
 Last Georgia Tech Win: January 3, 1996; Away; 84-98  
 Williams at Maryland vs. Ga. Tech: 6-11  
 Terps at Home: 12-10  
 Terps on the Road: 4-14  
 Terps at Neutral Sites: 2-4  
 Terps since 1954: 18-28  
 Last 10 Games: 5-5  
 Longest Winning Streak: 9 (1972-81)  
 Largest Margin of Victory: 105-67; Home; (1974-75)  
 Largest Margin in Loss: 104-82; Away; (1987-88)  
 Most Points Scored: 105-67; Home; (1974-75)  
 By Decade: 70s 4-0  
 80s 8-17  
 90s 6-11

## North Carolina (North Carolina leads, 101-44)

Last Maryland Win: January 8, 1997; Away; 85-75  
 Last North Carolina Win: February 23, 1997; Home; 93-81  
 Williams at Maryland vs. UNC: 6-12  
 Terps at Home: 27-42  
 Terps on the Road: 13-47  
 Terps at Neutral Sites: 4-12  
 Terps since 1954: 26-73  
 Last 10 Games: North Carolina leads, 7-3  
 Longest Winning Streak: 5 (1929-32)  
 Largest Margin of Victory: 66-41; Away; (1938-39)  
 Largest Margin in Loss: 64-28; Away; (1945-46)  
 Most Points Scored: 102-66; Neutral; (1992-93)  
 By Decade: 20s 3-4 60s 5-17  
 30s 3-12 70s 5-18  
 40s 3-13 80s 5-20  
 50s 9-10 90s 6-12

## N.C. State (N.C. State leads, 67-53)

Last Maryland Win: February 5, 1997; Home; 66-55  
 Last N.C. State Win: March 8, 1997; Neutral; 65-58  
 Williams at Md. vs. N.C. State: 13-5  
 Terps at Home: 28-19  
 Terps on the Road: 20-29  
 Terps at Neutral Sites: 5-17  
 Last 10 Games: Maryland leads, 8-2  
 Longest Winning Streak: 7 (1983-85)  
 Largest Margin of Victory: 102-70; Home; (1993-94)  
 Largest Margin in Loss: 91-57; Away; (1969-70)  
 Most Points Scored: 124-110; Home; (1978-79)  
 By Decade: 20s 1-2 60s 6-18  
 30s 3-4 70s 11-15  
 40s 3-5 80s 12-11  
 50s 5-6 90s 13-5

## Virginia (Maryland leads, 88-59)

Last Maryland Win: January 4, 1997; Home; 78-62  
 Last Virginia Win: March 2, 1997; Away; 81-74  
 Williams at Maryland vs. Virginia: 8-9  
 Terps at Home: 55-19  
 Terps on the Road: 29-35  
 Terps at Neutral Sites: 4-5  
 Terps since 1954: 57-42  
 Last 10 Games: 5-5  
 Longest Winning Streak: 11 (195-55)  
 Largest Margin of Victory: 110-75; Home; (1973-74)  
 Largest Margin in Loss: 79-43; Away; (1948-49)  
 Most Points Scored: 110-75; Home; (1973-74)  
 By Decade: 20s 5-4 60s 12-8  
 30s 14-2 70s 13-9  
 40s 5-10 80s 8-10  
 50s 19-6 90s 8-9

## Wake Forest (The Series is Tied, 47-47)

Last Maryland Win: January 19, 1997; Away; 54-51 (OT)  
 Last Wake Forest Win: February 1, 1997; Home; 74-69  
 Williams at Md. vs. Wake: 9-9  
 Terps at Home: 28-15  
 Terps on the Road: 17-28  
 Terps at Neutral Sites: 2-4  
 Terps since 1954: 47-46  
 Last 10 Games: Wake Forest leads, 6-4  
 Longest Winning Streak: 6 (1984-86)  
 Largest Margin of Victory: 105-76; Home; (1972-73)  
 Largest Margin in Loss: 80-41; Neutral; (1962-63)  
 Most Points Scored: 105-76; Home; (1972-73)  
 105-91; Home; (1975-76)  
 By Decade: 50s 6-8 80s 11-10  
 60s 7-15 90s 9-9  
 70s 14-7



# In Season Tournaments

Tournament Appearances:	48	
Record	74-29 (.718)	
Championships	18	
Runner-Ups:	9	
<b>All-American City Tournament</b>		Owensboro, Ken.
December 30, 1953-January 2, 1954		
Maryland 66 * Evansville 58		
Maryland 54 * Kentucky Wesleyan 37 (CHAMPIONS)		
<b>All-American City Tournament</b>		Owensboro, Ken
December 27-30, 1954		
Maryland 58 * Texas Tech 54		
Maryland 83 * Rhode Island State 66		
Maryland 78 * Cincinnati 61 (CHAMPIONS)		College Park, Md.,
<b>Mid-Winter Festival</b>		
December 29-30, 1955		
Michigan State 95 * Maryland 75		
Maryland 75 * St. Francis (Pa.) 66		
<b>All-American City Tournament</b>		Owensboro, Ken.
December 28-31, 1956		
Maryland 89 * Montana State 72		
New Mexico A&M 45 * Maryland 43		
Maryland 43 * Virginia 39		
<b>Sugar Bowl Tournament</b>		New Orleans, La.
December 28-30, 1957		
Maryland 71 * Vanderbilt 56		
Memphis State 47 * Maryland 46 (3 OT)		
<b>Sugar Bowl Tournament</b>		New Orleans, La.
December 29-30, 1958		
Mississippi State 56 * Maryland 45		
Maryland 54 * Loyola (Md.) 50		
<b>Blue Grass Tournament</b>		Louisville, Ken.
December 28-29, 1959		
Indiana 72 * Maryland 63		
Maryland 56 * Fordham 54		
<b>Dixie Classic</b>		Raleigh, N.C.
December 28-31, 1960		
North Carolina 81 * Maryland 57		
N.C. State 75 * Maryland 67		
Maryland 84 * Wyoming 77		
<b>Sugar Bowl Tournament</b>		New Orleans, La.
December 29-30, 1961		
Mississippi State 64 * Maryland 62		
Louisville 83 * Maryland 64		
<b>Virginia Polytechnic Institute Tournament</b>		Blacksburg, Va.
December 20-21, 1963		
Tennessee 70 * Maryland 59		
Maryland 75 * Louisiana State 65		
<b>Evansville Holiday Tournament</b>		Evansville, Ind.,
December 27-28, 1963		
Arizona 57 * Maryland 54		
Maryland 82 * Columbia 76		
<b>Hurricane Classic</b>		Miami, Fla.
December 28-29, 1964		
Maryland 66 * Tulsa 59		
Miami (Fla.) 80 * Maryland 73		
<b>Sugar Bowl Tournament</b>		New Orleans, La.
December 29-30, 1965		
Maryland 69 * Houston 68		
Maryland 77 * Dayton 75 (CHAMPIONS)		
<b>Memphis State Invitational</b>		Memphis, Tenn.
December 16-17, 1966		
Maryland 50 * Oklahoma State 49		
Memphis State 55 * Maryland 53		
<b>Charlotte Invitational</b>		Charlotte, N.C.
December 28-29, 1966		
Maryland 66 * Davidson 55		
Maryland 57 * Army 54 (CHAMPIONS)		
<b>Sun Carnival Tournament</b>		El Paso, Texas
December 21-22, 1967		
Texas El-Paso 70 * Maryland 53		
Southern Illinois 73 * Maryland 72		
<b>Marshall Invitational Tournament</b>		Huntingtown, W.V.
December 20-21, 1968		
Maryland 89 * Marshall 80		
Miami (Fla.) 92 * Maryland 35		
<b>Charlotte Invitational Tournament</b>		Charlotte, N.C.
December 27-28, 1968		
Davidson 83 * Maryland 69		
Maryland 95 * Wichita 83		
<b>Maryland Invitational</b>		College Park, Md.
December 19-20, 1969		
Army 69 * Maryland 64		

Maryland 94 * Fordham 71		
<b>Maryland Invitational</b>		College Park, Md.
December 29-30, 1971		
Maryland 103 * Western Kentucky 67		
Maryland 90 * St. John's 69 (CHAMPIONS)		
<b>Maryland Invitational</b>		College Park, Md.
December 29-30, 1972		
Maryland 90 * Georgia Tech 53		
Maryland 90 * Syracuse 76 (CHAMPIONS)		
<b>Cable Car Classic</b>		San Francisco, Calif.
December 21-22, 1973		
Maryland 78 * San Francisco 60		
Maryland 53 * Santa Clara 32 (CHAMPIONS)		
<b>Maryland Invitational</b>		College Park, Md.
December 28-29, 1973		
Maryland 102 * Holy Cross 75		
Maryland 53 * Boston College 37 (CHAMPIONS)		
<b>Maryland Invitational</b>		College Park, Md.
December 27-28, 1974		
Maryland 105 * Georgia Tech 67		
UCLA 81 * Maryland 75		
<b>Maryland Invitational</b>		College Park, Md.
December 29-30, 1975		
Maryland 104 * Seton Hall 69		
Maryland 66 * Princeton 59 (CHAMPIONS)		
<b>Maryland Invitational</b>		College Park, Md.
December 28-29, 1976		
Maryland 84 * Xavier 74		
Maryland 84 * Syracuse 74		
<b>Tip-Off Tournament</b>		Landover, Md.
November 27-28, 1977		
Maryland 78 * American 65		
Maryland 91 * Georgetown 87 (CHAMPIONS)		
<b>Maryland Invitational Tournament</b>		College Park, Md.
December 28-29, 1977		
Maryland 91 * Western Kentucky 78		
Maryland 65 * Georgia Tech 63 (CHAMPIONS)		
<b>Maryland Invitational Tournament</b>		College Park, Md.
December 29-30, 1978		
Maryland 62 * St. Joseph's 57		
Maryland 83 * Southern California 79 (CHAMPIONS)		
<b>Maryland Invitational Tournament</b>		College Park, Md.
December 28-29, 1979		
Maryland 115 * Miami (Ohio) 76		
Maryland 85 * Temple 63 (CHAMPIONS)		
<b>Carrier Classic</b>		Syracuse, N.Y.
December 5-6, 1980		
Maryland 96 * Wagner 73		
Maryland 83 * Syracuse 73 (CHAMPIONS)		
<b>Maryland Invitational</b>		College Park, Md.
December 29-30, 1980		
Maryland 114 * Marshall 89		
Maryland 74 * St. Joseph's 57 (CHAMPIONS)		
<b>Maryland Invitational</b>		College Park, Md.
December 29-30, 1983		
Maryland 58 * Randolph Macon 52		
Maryland 96 * La Salle 83 (CHAMPIONS)		
<b>Great Alaska Shootout</b>		Anchorage, Alaska
November 23-25, 1984		
Kansas 58 * Maryland 56		
Maryland 54 * Alaska 52		
Maryland 72 * Tennessee 49		
<b>Rainbow Classic</b>		Honolulu, Hawaii
December 25-28, 1984		
Maryland 78 * Iowa 68 (OT)		
Maryland 79 * Hawaii 71		
Georgia Tech 70 * Maryland 69		
<b>Hawaii Pacific Tournament</b>		Honolulu, Hawaii
December 28-29, 1984		
Maryland 67 * Stanford 65		
Maryland 92 * Hawaii Pacific 85 (CHAMPIONS)		
<b>MCJ Harbor Classic</b>		Baltimore, Md.
November 27-28, 1987		
Maryland 74 * Loyola 60		
Maryland 77 * Mississippi 69 (CHAMPIONS)		
<b>Freedom Bowl Classic</b>		Irvine, Calif.
November 25-26, 1988		
Maryland 74 * Texas Christian 67		
Maryland 69 * Georgia State 62 (CHAMPIONS)		
<b>Sun Bowl Tournament</b>		El Paso, Texas
December 29-30, 1988		
Maryland 74 * Lamar 65		

# In Season Tournaments

Texas El Paso 69 \* Maryland 51  
**Central Fidelity Classic**  
 December 1-2, 1989  
 South Carolina 52 \* Maryland 51  
 Maryland 78 \* Army 60  
**Chaminade Christmas Classic**  
 December 22-24, 1989  
 Maryland 104 \* George Mason 86  
 Maryland 91 \* East Tennessee St. 86  
 Maryland 98 \* Cal State-Sacramento 68 (CHAMPIONS)  
**ECAC Holiday Festival**  
 December 27-29, 1990  
 Maryland 86 \* Rutgers 81  
 Maryland 78 \* South Carolina 69 (CHAMPIONS)  
**Fiesta Bowl Classic**  
 December 28 & 30, 1991  
 Rutgers 95 \* Maryland 79  
 Evansville 75 \* Maryland 64  
**Hall of Fame Classic**  
 December 28-29, 1993

Richmond, Va.

Honolulu, Hawaii

New York, N.Y.

Tucson, Ariz.

Springfield, Mass

Maryland 93 \* Hofstra 67  
 Massachusetts 94 \* Maryland 80  
**Maui Invitational**  
 November 21-23, 1994  
 Maryland 95 \* Chaminade 67  
 Maryland 90 \* Utah 78  
 Arizona State 97 \* Maryland 90  
**Franklin National Bank/Children's Charities Classic**  
 December 2-3, 1995  
 Massachusetts 50 \* Maryland 47  
 Maryland 98 \* George Washington 81 (CHAMPIONS)  
**Franklin National Bank/Children's Charities Classic**  
 December 7-8, 1996  
 Maryland 80 \* California 64  
 Maryland 74 \* George Washington 68  
**Rainbow Classic**  
 Maryland 66 \* Pittsburgh 63  
 Maryland 76 \* Hawaii 59  
 Georgia 73 \* Maryland 65 (OT)

Maui, Lahina, Hawaii

Landover, Md.

Landover, Md.

Honolulu, Hawaii

# Post-Season Tournaments

## NATIONAL COLLEGIATE ATHLETIC ASSOCIATION TOURNAMENT

**NCAA** 14 Appearances  
 17-14\*  
 2 Final Eight (1973, 1975)  
 5 Sweet Sixteen (1958, 1980, 1985, 1994, 1995)  
**1957-58 NCAA Eastern Regional**  
**Regional Semifinals/Third Place Finish**  
 (at New York, N.Y.)  
 Maryland 88 \* Boston College 63 (3-11-58)  
 (at Charlotte, N.C.)  
 Temple 81 \* Maryland 67 (3-14-58)  
 Maryland 51 \* Manhattan 55 (3-15-78)  
**1972-73 NCAA Eastern Regional**  
**Regional Finals**  
 (at Charlotte, N.C.)  
 Maryland 91 \* Syracuse 75 (3-15-73)  
 Providence 103 \* Maryland 89 (3-17-73)  
**1974-75 NCAA Midwest Regional**  
**Regional Finals**  
 (at Lubbock, Texas)  
 Maryland 83 \* Creighton 79 (3-15-75)  
 (at Las Cruces, New Mexico)  
 Maryland 83 \* Notre Dame 71 (3-20-75)  
 Louisville 96 \* Maryland (3-22-75)  
**1979-80 NCAA Eastern Regional**  
**Regional Semifinals**  
 (at Greensboro, N.C.)  
 No. 2 Maryland 86 \* No. 7 Tennessee 75 (3-8-80)  
 (at Philadelphia, Pa.)  
 No. 3 Georgetown 74 \* No. 2 Maryland 68 (3-14-80)  
**1980-81 NCAA Midwest Regional**  
**Regional Semifinals**  
 (at Dayton, Ohio)  
 No. 6 Maryland 81 \* No. 11 UT Chattanooga 69 (3-12-81)  
 No. 3 Indiana 99 \* No. 6 Maryland 64 (3-13-81)  
**1982-83 NCAA Midwest Regional**  
**Regional Semifinals**  
 (at Houston, Texas)  
 No. 8 Maryland 52 \* No. 9 UT Chattanooga 51 (3-17-83)  
 No. 1 Houston 60 \* No. 9 Maryland 50 (3-19-83)  
**1983-84 NCAA Mideast Regional**  
**Regional Semifinals**  
 (at Birmingham, Ala.)  
 No. 3 Maryland 102 \* No. 11 West Virginia 77 (3-17-84)  
 (at Lexington, Ken.)  
 No. 2 Illinois 72 \* No. 3 Maryland 70 (3-22-84)  
**1984-85 NCAA Southeast Regional**  
**Regional Semifinals**  
 (at Dayton, Ohio)  
 No. 5 Maryland 69 \* No. 12 Miami (Ohio) 68 (OT) (3-15-85)  
 No. 5 Maryland 64 \* No. 13 Navy 59 (3-17-85)  
 (at Birmingham, Ala.)  
 No. 8 Villanova 46 \* No. 5 Maryland 43 (3-22-85)

**1985-86 NCAA Western Regional**  
**Regional Quarterfinals**  
 (at Long Beach, Calif.)  
 No. 5 Maryland 69 \* No. 12 Pepperdine 64 (3-14-86)  
 No. 4 Nevada Las Vegas 70 \* No. 5 Maryland 64 (3-16-84)  
**1987-88 NCAA Southeast Regional**  
**Regional Quarterfinals**  
 (at Cincinnati, Ohio)  
 No. 7 Maryland 92 \* No. 12 Cal-Santa Barbara 82 (3-18-88)  
 No. 2 Kentucky 90 \* No. 7 Maryland 81 (3-20-88)  
**1993-94 NCAA Midwest Regional**  
**Regional Semifinals**  
 (at Wichita, Kan.)  
 No. 10 Maryland 74 \* No. 7 St. Louis 67 (3-17-94)  
 No. 10 Maryland 95 \* No. 2 Massachusetts 87 (3-19-88)  
 (at Dallas, Texas)  
 No. 3 Michigan 78 \* No. 10 Maryland 71  
**1994-95 NCAA West Regional**  
**Regional Semifinals**  
 (at Salt Lake City, Utah)  
 No. 3 Maryland 87 \* No. 14 Gonzaga 63  
 No. 3 Maryland 82 \* No. 11 Texas 68  
 (at Oakland, Calif.)  
 No. 2 Connecticut 99 \* No. 3 Maryland 89  
**1995-96 NCAA West Regional**  
 (at Tempe, Arizona)  
 No. 10 Santa Clara 91 \* Maryland 79  
**1996-97 NCAA Southeast Regional**  
 (at Memphis, Tenn.)  
 No. 12 College of Charelston 75 \* No. 5 Maryland 66

## NATIONAL INVITATION TOURNAMENT

**NIT** 4 Appearances  
 8 Wins - 3 losses  
**Championships** 1 (1972)  
**1972-73 (16 Teams)**  
 (at New York, N.Y.)  
 Maryland 67 \* St. Joseph's 55 (First Round)  
 Maryland 71 \* Syracuse 65 (Quarterfinals)  
 Maryland 91 \* Jacksonville 77 (Semifinals)  
 Maryland 100 \* Niagara 69 (Championship Game)  
**1978-79 (24 teams)**  
 (at College Park, Md.)  
 Maryland 67 \* Rhode Island 65 (3 OT) (First Round)  
 Ohio State 79 \* Maryland 72 (Second Round)  
**1981-82 (32 Teams)**  
 (at Richmond, Va.)  
 Maryland 60 \* Richmond 50 (First Round)  
 (at Athens, Ga.)  
 Georgia 83 \* Maryland 69 (Second Round)  
**1989-90 (32 Teams)**  
 (at College Park, Md.)  
 Maryland 91 \* Massachusetts 81 (First Round) (3-15-90)  
 (at State College, Pa.)  
 Penn State 80 \* Maryland 78 (Second Round)



# AP Rankings

## 1954

1. Kentucky
2. La Salle
3. Holy Cross
4. Indiana
5. Duquesne
6. Notre Dame
7. Bradley
8. Western Kentucky
9. Penn State
10. Oklahoma A&M
20. Maryland

## 1958

1. West Virginia
2. Cincinnati
3. Kansas State
4. San Francisco
5. Temple
6. **Maryland**
7. Kansas
8. Notre Dame
9. Kentucky
10. Duke

## 1972

1. UCLA
2. North Carolina
3. Pennsylvania
4. Louisville
5. Long Beach State
6. South Carolina
7. Marquette
8. S.W. Louisiana
9. Brigham Young
10. Florida State
14. **Maryland**

## 1973

1. UCLA
2. N.C. State
3. Long Beach State
4. Providence
5. Marquette
6. Indiana
7. S.W. Louisiana
8. **Maryland**
9. Kansas State
10. Minnesota

## 1974

1. N.C. State
2. UCLA
3. Marquette
4. Maryland
5. Notre Dame
6. Michigan
7. Kansas
8. Providence
9. Indiana
10. Long Beach State

## 1975

1. UCLA
2. Kentucky
3. Indiana
4. Louisville
5. **Maryland**
6. Syracuse
7. N.C. State
8. Arizona State
9. North Carolina
10. Alabama

## 1976

1. Indiana
2. Marquette
3. UNLV
4. Rutgers
5. UCLA
6. Alabama
7. Notre Dame
8. North Carolina
9. Michigan
10. Western Michigan
11. **Maryland**

## 1980

1. DePaul
2. Louisville
3. Louisiana State
4. Kentucky
5. Oregon State
6. Syracuse
7. Indiana
8. **Maryland**
9. Notre Dame
10. Ohio State

## 1981

1. DePaul
2. Oregon State
3. Arizona State
4. Louisiana State
5. Virginia
6. North Carolina
7. Notre Dame
8. Kentucky
9. Indiana
10. UCLA
18. **Maryland**

## 1984

1. North Carolina
2. Georgetown
3. Kentucky
4. DePaul
5. Houston
6. Illinois
7. Oklahoma
8. Arkansas
9. Texas-El Paso
10. Purdue
11. **Maryland**

## 1995

1. UCLA
2. Kentucky
3. Wake Forest
4. North Carolina
5. Kansas
6. Arkansas
7. Massachusetts
8. Connecticut
9. Villanova
10. **Maryland**

## 1997

1. Kansas
2. Utah
3. Minnesota
4. North Carolina
5. Kentucky
6. South Carolina
7. UCLA
8. Duke
9. Wake Forest
10. Cincinnati
22. **Maryland**

# UPI/CNN-USA Today Rankings

## 1958

1. West Virginia
2. Cincinnati
3. San Francisco
4. Kansas State
5. Temple
6. **Maryland**
7. Notre Dame
8. Kansas
9. Dayton
10. Indiana

## 1972

1. UCLA
2. North Carolina
3. Pennsylvania
4. Louisville
5. South Carolina
6. Long Beach State
7. Marquette
8. S.W. Louisiana
9. Brigham Young
10. Florida State
11. **Maryland**

## 1973

1. UCLA
2. N.C. State
3. Long Beach State
4. Marquette
5. Providence
6. Indiana
7. Kansas State
8. S.W. Louisiana
9. Minnesota
10. **Maryland**

## 1974

1. N.C. State
2. UCLA
3. Notre Dame
4. **Maryland**
5. Marquette
6. Providence
7. Vanderbilt
8. North Carolina
9. Indiana
10. Kansas

## 1975

1. Indiana
2. UCLA
3. Louisville
4. Kentucky
5. **Maryland**
6. Marquette
7. Arizona State
8. Alabama
9. N.C. State
10. North Carolina

## 1976

1. Indiana
2. Marquette
3. Rutgers
4. UNLV
5. UCLA
6. North Carolina
7. Alabama
8. Notre Dame
9. Michigan
10. Washington
13. **Maryland**

## 1980

1. DePaul
2. Louisiana State
3. Kentucky
4. Louisville
5. Oregon
6. Syracuse
7. Indiana
8. **Maryland**
9. Ohio State
10. Georgetown

## 1981

1. DePaul
2. Oregon State
3. Virginia
4. Louisiana State
5. Arizona State
6. North Carolina
7. Indiana
8. Kentucky
9. Notre Dame
10. Utah
11. **Maryland**

## 1984

1. North Carolina
2. Georgetown
3. Kentucky
4. DePaul
5. Houston
6. Illinois
7. Arkansas
8. Oklahoma
9. Texas El-Paso
10. **Maryland**

## 1994

1. Arkansas
2. Duke
3. Arizona
4. Florida
5. Purdue
6. Missouri
7. Connecticut
8. Michigan
9. North Carolina
10. Louisville
11. **Maryland**

## 1995


1. UCLA
2. Arkansas
3. North Carolina
4. Oklahoma State
5. Kentucky
6. Connecticut
7. Massachusetts
8. Virginia
9. Wake Forest
10. Kansas
11. **Maryland**

# Terp Opponents





# Clemson University



**Rick Barnes**

Thursday December 4, 1997; 9:00 p.m./RJ  
Littlejohn Coliseum, Clemson, S.C.

Saturday January 24, 1998; 4:00 p.m./RJ  
Cole Field House, College Park, Md.

Location: Clemson, S.C.

Founded: 1889

Enrollment: 16,526

Colors: Orange and Purple

Conference: Atlantic Coast

Nickname: Tigers

Home Court/Capacity: Littlejohn Coliseum/11,020

President: Dr. Constantine Curris

Athletics Director: Bobby Robinson

Head Coach and Alma Mater: Rick Barnes/Lenoir Rhyne, 1977

Career Record and Years: 184-120/10 years

Record at Institution/Years: 56-34/3 years

Assistant Coaches and Alma Mater: Dennis Felton/Howard, 1985

(Associate); Brian Cousins/Providence, 1991; Ken McDonald/Providence, 1992

Letterwinners Returning/Lost: 9/4

Starters Returning/Lost: 4/1

Starters Returning	Pos.	Hgt.	Cl.	PPG	RPG
Greg Buckner	F	6-4	Sr.	15.6	4.5
Iker Iturbe	F	6-7	Jr.	5.9	4.0
Tom Wideman	C/F	6-10	Jr.	4.3	5.2
Terrell McIntyre	G	5-9	Jr.	13.4	2.5

1996-97 Record: 23-10

Conference Record/Finish: 9-7/T4th

Post Season: NCAA Tournament

Series Record: Maryland leads, 71-41

Last Meeting: March 8, 1997; Maryland 76, Clemson 61 (at ACC Tournament, Greensboro, N.C.)

Sports Information Director: Tim Bourret

Sports Information Phone: 864.656.2114

Home Phone Number: 864.888.3490

Sports Information Mailing Address: 100 Perimeter Road  
Clemson, S.C. 29633

FAX Phone Number: 864-656-0299

Press Row Phone Number: 864.654.3326


## 1997-98 Roster

No.	Name	Ht.	Cl.	Pos.	Hometown
3	Andrius Jurkunas	6-9	Jr.	F	Kaunas, Lithuania
4	Johnny Miller	6-0	Jr.	G	Christiana, Pa.
5	Terrell McIntyre	5-9	Jr.	G	Raeford, N.C.
15	Iker Iturbe	6-7	Jr.	F	Vitoria, Spain
21	Greg Buckner	6-4	Sr.	F	Hopkinsville, Ken.
22	Vincent Whitt	6-6	So.	F/G	Greensboro, N.C.
31	Jason Pryor	6-0	Fr.	G	Ft. Walton Beach, Fla.
32	Harold Jamison	6-8	Jr.	F	Vance, S.C.
33	Tim Wideman	6-10	Jr.	C	Marietta, Ga.
34	Mohamed Woni	6-9	So.	C	Ivory Coast, Africa
44	Tony Christie	6-6	Jr.	F	Hartford, Conn.
55	Adam Allenspach	7-0	Fr.	C	Parkland, Fla.

## 1997-98 Schedule

N14	UNC Wilmington	J13	Florida State
N21-23	Top of the World Shootout	J17	at Duke
	Clemson vs. Iona	J20	Virginia
N29	Kentucky (at Phoenix, Az.)	J24	at Maryland
D4	Maryland	J28	at North Carolina
D6	Furman	J31	N.C. State
D13	Illinois (at Chicago, Ill.)	F4	at Georgia Tech
D17	South Carolina	F7	Wake Forest
D19	Seton Hall	F11	Western Carolina
	(at East Rutherford, N.J.)	F15	at Florida State
D22	Charleston Southern	F18	Duke
D28	S.C. State	F21	at Virginia
D30	at Western Kentucky	F26	at N.C. State
J3	North Carolina	M1	Georgia Tech
J8	at Wake Forest	M5-8	at ACC Tournament (Greensboro, N.C.)

# Duke University



**Mike Krzyzewski**

Saturday January 3, 1998; 8:00 p.m./ESPN  
Cole Field House, College Park, Md.

Thursday January 29, 1998; 8:00 p.m./RJ  
Cameron Indoor Stadium, Duke, N.C.

Location: Durham, N.C.

Founded: 1838

Enrollment: 6,085

Colors: Royal Blue and White

Conference: Atlantic Coast

Nickname: Blue Devils

Home Court/Capacity: Cameron Indoor Stadium/9,314

President: Dr. Nannerl O. Keohane

Athletics Director: Tom Butters

Head Coach and Alma Mater: Mike Krzyzewski/Army, 1969

Career Record and Years: 473-208/22 years

Record at Institution/Years: 400-149/17 years

Assistant Coaches and Alma Mater: Quinn Snyder/Duke, 1989; Johnny

Dawkins/Duke, 1986; David Henderson/Duke 1986

Letterwinners Returning/Lost: 4/1

Starters Returning/Lost: 10/4

Starters Returning	Pos.	Hgt.	Cl.	PPG	RPG
Chns Carrawell	6-6	So.	F	3.1	1.1
Trajan Langdon	6-8	Sr.	F	11.9	5.3
Rashown McLeod	6-8	Sr.	F	11.9	5.3
Steve Wojciechowski	5-11	Sr.	G	6.9	3.0

1996-97 Record: 24-9

Conference Record/Finish: 12-4/1st

Post Season: NCAA Tournament

Series Record: Duke leads, 86-51

Last Meeting: February 27, 1997; Duke 81 - Maryland 69 (at Durham, N.C.)

Sports Information Director: Mike Cragg

Sports Information Phone: 919.684.2633

Home Phone Number: 919.403.5328

Sports Information Mailing Address: 115 Cameron Indoor Stadium  
Duke University  
Durham, N.C. 27708

FAX Phone Number: 919.684.2489

Press Row Phone Number: 919.684.6186


## 1997-98 Roster

No.	Name	Ht.	Cl.	Pos.	Hometown
3	Ricky Price	6-6	Sr.	F	Carson, Calif.
4	Rashown McLeod	6-8	Sr.	F	Jersey City, N.J.
5	William Avery	6-2	Fr.	G	Augusta, Ga.
12	Steve Wojciechowski	5-11	Sr.	G	Severna Park, Md.
13	Taymon Domzalski	6-10	Jr.	C	Longvinton, N.M.
14	Nate James	6-6	So.	F	Washington, D.C.
15	Todd Singleton	6-4	Sr.	F	Severn, Md.
20	Mike Chappell	6-8	So.	F	Southfield, Mich.
21	Trajan Langdon	6-3	Jr.	G	Anchorage, Ak.
22	Jay Heaps	5-9	Jr.	G	Longmeadow, Mass.
23	Chris Carrawell	6-6	So.	F	St. Louis, Mo.
30	J.D. Simpson	6-4	Fr.	G	Woodside, Calif.
31	Shane Battier	6-8	Fr.	F	Birmingham, Mich.
34	Chris Burgess	6-10	Fr.	C	Irvine, Calif.
42	Elton Brand	6-8	Fr.	F	Peekskill, N.Y.

## 1997-98 Schedule

N16	at Army	J14	at Wake Forest
N20	Davidson	J17	Clemson
N24-26	at Mani Invitational	J20	at N.C. A&T
	Duke, Arizona, Boston College,	J24	at Virginia
	Chaminade, DePaul, George	J29	Maryland
	Washington, Kentucky, Missouri	F1	Georgia Tech
D1	S.C. State	F5	at North Carolina
D3	UNC Greensboro	F8	at N.C. State
D6	Virginia	F10	Florida State
D10	Villanova	F14	Wake Forest
D13	at Michigan	F18	at Clemson
D21	Mercer	F22	UCLA
D30	Portland State	F25	at Georgia Tech
J3	at Maryland	F28	North Carolina
J7	N.C. State	M5-8	at ACC Tournament (Greensboro, N.C.)
J10	at Florida State		

# Fairleigh Dickinson University



**Tom Green**

Tuesday November 18, 1997; 7:30 p.m.  
Cole Field House, College Park, Md.

**Location:** Teaneck, N.J.  
**Founded:** 1942  
**Enrollment:** 11,000  
**Colors:** Blue, Black and White  
**Conference:** Northeast  
**Nickname:** Knights  
**Home Court/Capacity:** The Rothman Center/5,000  
**President:** Francis J. Mertz  
**Athletics Director:** Ann Gulino (Acting)  
**Head Coach and Alma Mater:** Tom Green/Syracuse, 1971  
**Career Record and Years:** 237-167/14 years  
**Record at Institution/Years:** 237-167/14 years  
**Assistant Coaches and Alma Mater:** Fred Hill/Montclair State, 1981; Ellonya "Tiny" Green/Upsala, 1980; Russ Thompson/Nyack, 1976  
**Letterwinners Returning/Lost:** 11/5  
**Starters Returning/Lost:** 4/1

Starters Returning	Pos.	Hgt.	Cl.	PPG	RPG
Elijah Allen	G	6-1	Sr.	11.6	4.1
Rahshon Turner	F	6-6	Sr.	15.5	8.2
Jermaine Slider	G	6-1	Sr.	12.5	3.4
Jemo King	C	6-7	Jr.	7.0	5.0

**1996-97 Record:** 18-10  
**Conference Record/Finish:** 13-5/2nd  
**Post Season:** NA  
**Series Record:** Maryland leads, 3-0  
**Last Meeting:** December 29, 1986; Maryland 70 - Fairleigh Dickinson 59 (at College Park, Md.)  
**Sports Information Director:** Bob Rothwell  
**Sports Information Phone:** 201.692.2204  
**Home Phone Number:**  
**Sports Information Mailing Address:** Fairleigh Dickinson Athletic Dept.  
Office of Athletic Communications  
100 River Road H400A  
Teaneck, N.J. 07666


**FAX Phone Number:** 201.692.9361  
**Press Row Phone Number:** 201.692.9469/9552

**1997-98 Roster**

No.	Name	Ht.	Cl.	Pos.	Hometown
00	Damian Ware	5-8	Jr.	G	Pedricktown, N.J.
10	Jespar Rasmussen	6-2	Jr.	G	Aarhus, Denmark
12	Elijah Allen	6-1	Sr.	G	Newark, N.J.
14	Hesain Gorrell	5-10	Fr.	G	Franklin, N.J.
22	Tedaryl Fason	6-0	Sr.	G	Richton Park, Ill.
32	Rahshon Turner	6-7	Sr.	F	Passaic, N.J.
33	Seth Brown	6-5	So.	F	Hackensack, N.J.
34	Claude Walker	6-7	Sr.	F	Reno, Nev.
35	Jemo King	6-7	Jr.	C	Hillside, N.J.
40	Jermaine Slider	6-1	Sr.	G	Gresham, Ore.
42	Ike Williams	6-6	Fr.	F	Jersey City, N.J.
50	Jomaree Pinkard	5-11	Jr.	G	Queens, N.Y.

1997-98 Schedule	J10	at St. Francis, N.Y.
N18 at Maryland	J14	at Central Connecticut State
N22 Hartford	J17	at Monmouth
N29 Manhattan	J19	Wagner
D3 at Youngstown State	J24	at Mt. St. Mary's
D9 Seton Hall	J31	St. Francis, N.Y.
D14 at St. Peter's	F2	at Long Island
D20 Quinnipac	F5	at St. Francis, Pa.
D22 Wisconsin-Milwaukee	F7	at Robert Morris
D30 at Maine	F11	Central Connecticut State
J3 Robert Morris	F16	Mt. St. Mary's
J5 St. Francis, Pa.	F19	Monmouth
J8 Long Island	F21	at Wagner

# Florida International University



**Marcos "Shakey" Rodriguez**

Tuesday November 25, 1997  
Cole Field House, College Park, Md.

**Location:** Miami, Fla.  
**Founded:** 1968  
**Enrollment:** 30,000  
**Colors:** Blue, Yellow and Red  
**Conference:** Trans America Athletic  
**Nickname:** Golden Panthers  
**Home Court/Capacity:** Golden Panther Arena/5,000  
**President:** Dr. Modesto A. Maidique  
**Athletics Director:** TBA  
**Head Coach and Alma Mater:** Marcos "Shakey" Rodriguez/Florida International, 1975  
**Career Record and Years:** 29-28/2 years  
**Record at Institution/Years:** 29-28/2 years  
**Assistant Coaches and Alma Mater:** Vince Cautero/Florida State, 1988; Kenny McRaney/Florida, 1982; Jose Ramos/Regents, 1996  
**Letterwinners Returning/Lost:** 8/3  
**Starters Returning/Lost:** 4/1

Starters Returning	Pos.	Hgt.	Cl.	PPG	RPG
Gene Derack	F	6-6	Jr.	14.4	4.2
Quincey Gamble	F	6-8	Sr.	10.6	8.2
Anthony Harris	F	6-9	Jr.	7.1	3.3
Marcus Carreno	G	5-11	Jr.	7.0	3.0

**1996-97 Record:** 16-13  
**Conference Record/Finish:** 12-4/2nd (East Division)  
**Post Season:** NA  
**Series Record:** First Meeting  
**Last Meeting:** First Meeting  
**Assistant Athletic Director for Media Relations:** Rich Kelch  
**Sports Information Phone:** 305.348.3164  
**Home Phone Number:** 954.680.0992  
**Sports Information Mailing Address:** FIU University Park  
Golden Panther Arena  
Miami, Fla. 33199

**FAX Phone Number:** 305.348.2963  
**Press Row Phone Number:** 305.348.2084


**1997-98 Roster**

No.	Name	Ht.	Cl.	Pos.	Hometown
00	Quincey Gamble	6-8	Sr.	F	Atlanta, Ga.
4	Gene Derack	6-6	Jr.	F	Colonia, N.J.
5	Marshod Fairweather	6-1	Jr.	G	Miami, Fla.
10	Marcus Carreno	5-11	Jr.	G	Miami, Fla.
11	Todd Hensley	6-0	So.	G	Wabash, Ind.
12	Joe Cross	6-2	So.	G	Carbondale, Ill.
13	Raja Bell	6-5	Jr.	G	Miami, Fla.
14	Damien McKnight	6-2	Jr.	G	Miami, Fla.
20	Sam Watts	6-0	Sr.	G	Miami, Fla.
22	Anthony Harris	6-9	Jr.	F	Rockford, Ill.
30	Carlos Arroyo	6-2	Fr.	F	Fajardo, Puerto Rico
42	Darius Cook	6-9	So.	F	Miami, Fla.
50	Karel Rosario	6-9	Fr.	F	Miami, Fla.
51	Ramon Aybar	6-9	So.	F	Euaristo Morales, Santo Domingo

1997-98 Schedule	J10	Mercer
N22 Eastern Kentucky	J15	at College of Charleston
N25 at Maryland	J17	at Campbell
N29-30 Golden Panther Thanksgiving Tournament	J24	at Florida Atlantic
Long Beach State vs. Brown	J29	Stetson
Florida Internat'l vs. Brown	J31	Central Florida
at Michigan	F2	Florida Atlantic
Akron	F5	at Stetson
D13 at Alabama	F7	at Central Florida
D20 at Notre Dame	F12	Campbell
D22 at Villanova	F14	College of Charleston
D28 Fordham	F19	at Centenary
J3 Jacksonville State	F21	at Troy State
J5 Samford	F26-28	at Trans America Athletic Conference Tournament
J8 at Georgia State		Charleston, S.C.



# Florida State University



**Steve Robinson**

**Corey Louis**

Wednesday January 7, 1998; 7:00 p.m./ESPN  
 Cole Field House, College Park, Md.  
 Saturday February 7, 1998;  
 Tallahassee Leon County Civic Center, Tallahassee, Fla.  
 Location: Tallahassee, Fla.  
 Founded: 1857  
 Enrollment: 30,200  
 Colors: Garnet and Gold  
 Conference: Atlantic Coast  
 Nickname: Seminoles  
 Home Court/Capacity: Leon County Civic Center/12,500  
 President: Talbot "Sandy" D'Alemberte  
 Athletics Director: Dave Hart, Jr.  
 Head Coach and Alma Mater: Steve Robinson/Radford, 1981  
 Career Record and Years: 26-18/2 years  
 Record at Institution/Years: First Year  
 Assistant Coaches and Alma Mater: Coleman Crawford/North Alabama, 1975; Jim Platt/Concordia (Ill.) 1973; Matt Wingate/Kansas, 1992  
 Letterwinners Returning/Lost: 8/2  
 Starters Returning/Lost: 4/1

Starters Returning	Pos.	Hgt.	Cl.	PPG	RPG
LaMarr Greer	F	6-5	Sr.	8.4	3.9
Randell Jackson	F	6-11	Jr.	11.0	6.3
Corey Louis	C	6-9	Sr.	11.0	6.8
Kerry Thompson	G	6-1	Sr.	8.8	3.4

1996-97 Record: 20-12  
 Conference Record/Finish: 6-10/7th  
 Post Season: NIT  
 Michigan def. Florida State, 82-73  
 Series Record: Maryland leads, 8-5  
 Last Meeting: February 13, 1997; Maryland 73 - Florida State 57 (at College Park, Md.)  
 Sports Information Director: Rob Wilson  
 Sports Information Phone: 850.644.1403  
 Assistant Sports Information Director/Men's Basketball: Chris Walker  
 Home Phone Number: 850.878.8241  
 Sports Information Mailing Address: Moore Athletic Center  
 Florida State University  
 Tallahassee, Fla. 32316

FAX Phone Number: 850.644.3820


1997-98 Roster

No.	Name	Ht.	Cl.	Pos.	Hometown
10	Devlon Arrington	5-11	Sr.	G	Jersey City, N.J.
12	Kerry Thompson	6-0	Sr.	G	New York, N.Y.
14	Randell Jackson	6-11	Jr.	F	Boston, Mass.
15	Kyle Mulligan	6-10	Sr.	F	Coral Springs, Fla.
20	Lamar Greer	6-5	Sr.	G/F	Cape May, N.J.
21	Ron Hale	6-8	So.	F	Largo, Fla.
22	Devonaire Deas	6-5	So.	G	Albany, N.Y.
24	Terrell Baker	6-6	Jr.	G/F	Lawnside, N.J.
31	Ronald Thompson	6-7	Fr.	F	Savannah, Ga.
34	Karim Shabazz	7-2	Fr.	C	Queens, N.Y.
41	Geoff Brower	6-5	Jr.	G/F	Ft. Walton Beach, Fla.
51	Oliver Simmons	6-8	So.	F	Nashville, Tenn.
52	Corey Louis	6-9	Sr.	F	Miami, Fla.

1997-98 Schedule

Date	Opponent	Cl.	Pos.	Location
N14	Rice	J13		at Clemson
N17	Loyola (Md.)	J18		at Georgia Tech
N19-28	Pre-Season NIT	J21		Wake Forest
D3	Florida Atlantic	J24		at North Carolina
D6	Jacksonville	J28		N.C. State
D14	Florida (at Orlando)	J31		at South Florida
D17	UNC Asheville	F4		at Virginia
D20	North Carolina	F7		Maryland
D23	Arizona	F10		at Duke
D29	SW Louisiana	F15		Clemson
D31	at DePaul	F18		Georgia Tech
J3	at N.C. State	F21		at Wake Forest
J7	at Maryland	F28		Virginia
J10	Duke	M5-8		at ACC Tournament Greensboro, N.C.

# George Washington University



**Mike Jarvis**

**Alexander Koul**

Possible Opponent at Franklin National Bank/Children's Charities Classic  
 December 7-8, 1997  
 MCI Center, Washington, D.C.  
 Location: Washington, D.C.  
 Founded: 1821  
 Enrollment: 18,986  
 Colors: Buff and Blue  
 Conference: Atlantic 10 (West)  
 Nickname: Colonials  
 Home Court/Capacity: Charles E. Smith/5,000  
 President: Stephen Joel Trachtenberg  
 Athletics Director: Jack Kavantz  
 Head Coach and Alma Mater: Mike Jarvis/Northeastern, 1968  
 Career Record and Years: 229-132/12 years  
 Record at Institution/Years: 128-81/7 years  
 Assistant Coaches and Alma Mater: Kevin Clark/Clark, 1981 (Associate Head Coach); Mike Jarvis II/Boston University, 1992; Brian Blaney/Roanoke, 1994  
 Letterwinners Returning/Lost: 11/2  
 Starters Returning/Lost: 5/0

1996-97 Record: 15-14  
 Conference Record/Finish: 8-8/2nd  
 Post Season: NIT Tournament; Michigan State def. George Washington, 65-50  
 Series Record: Maryland leads, 33-23  
 Last Meeting: December 9, 1996; Maryland 74 - George Washington 68 (Landover, Md.)  
 Sports Information Director: Brad Bower  
 Sports Information Phone: 202.994.0339  
 Home Phone Number: 703.685.1854  
 Sports Information Mailing Address: 600 22nd St., NW  
 Washington, D.C. 20052

FAX Phone Number: 202.994.2713  
 Press Row Phone Number: 202.994.1776

1997-98 Roster

No.	Name	Ht.	Cl.	Pos.	Hometown
12	Roey Eyal	6-3	Fr.	G	Jerusalem, Israel
13	Andrei Krivosos	6-3	Jr.	G	Mogilev, Belarus
14	Francisco de Miranda	6-9	So.	F	Breda, The Netherlands
15	Antxon Iturbe	6-8	Fr.	F	Vitoria, Spain
22	Darin Green	6-5	Sr.	F	Charlotte, N.C.
23	J.J. Brade	6-5	Jr.	G	Montreal, Quebec
24	Sam Anyan	6-5	So.	F	Baltimore, Md.
25	Daniel Soares	6-3	So.	G	Rio de Janeiro, Brazil
35	Pat Ngongba	6-7	Fr.	F	Bangui, Ctr. African Rep.
42	Rasheed Hazzard	6-0	Sr.	G	Los Angeles, Calif.
44	Seco Camera	6-5	Jr.	F	Lisbon, Portugal
45	Alexander Koul	7-1	Sr.	C	Borovka, Belarus
54	Shawnta Rogers	5-4	Jr.	G	Baltimore, Md.
55	Yegor Mescheriakov	6-8	Jr.	G	Minsk, Belarus

1997-98 Schedule

Date	Opponent	Cl.	Pos.	Location
N14-15	Red Auerbach Colonial Classic	J3		
	Delaware vs. G. Washington	J7		Duquesne
	Howard vs. Siena	J10		at Massachusetts
N19	American	J14		Xavier
D24-26	at Maui Invitational	J18		Dayton
	Arizona, Boston College, Chamnade, DePaul, Duke, G. Washington, Kentucky, Missouri	J22		at Fordham
	at Texas Tech	J24		at Duquesne
D3	at Franklin National Bank	J31		Virginia Tech
	Maryland vs. Kansas	F5		at La Salle
D7-8	George Washington vs. Penn	F7		at St. Joseph's
	at Old Dominion	F10		Rhode Island
	UNC Charlotte	F14		at Dayton
D13	at George Mason	F16		at Xavier
D20	Tournament	F22		Temple
D27-28	Army vs. George Mason	F25		at Virginia Tech
		F28		St. Bonaventure
		M4-7		at Atlantic 10 Championship Tournament (at Philadelphia, Pa.)

# Georgia Tech



**Bobby Cremins**

**Matt Harpring**

Wednesday January 21, 1998; 9:00 p.m./RJ  
Alexander Memorial Coliseum at McDonald's Center, Atlanta, Ga.

Saturday February 21, 1998; 4:00 p.m./RJ  
Cole Field House, College Park, Md.

Location: Atlanta, Ga.

Founded: 1885

Enrollment: 13,000

Colors: Old Gold and White

Conference: Atlantic Coast

Nickname: Yellow Jackets, Rambling Wreck

Home Court/Capacity: Alexander Memorial Coliseum at McDonald's Center/10,000

President: Dr. G. Wayne Clough

Athletics Director: Dave Braine

Head Coach and Alma Mater: Bobby Cremins/South Carolina, 1970

Career Record and Years: 407-260/22 years

Record at Institution/Years: 307-190/16 years

Assistant Coaches and Alma Mater: Kevin Cantwell/UNC Asheville, 1973

(Associate Head Coach); Dereck Whittenburg/N.C. State, 1984;

Gary Leiner/Notre Dame, 1979

Letterwinners Returning/Lost: 11/4

Starters Returning/Lost: 2/3

Starters Returning	Pos.	Hgt.	Cl.	PPG	RPG
Matt Harpring	F	6-7	Sr.	19.0	8.2
Michael Maddox	F	6-9	Sr.	9.7	6.0

1996-97 Record: 9-18

Conference Record/Finish: 3-13/9th

Post Season: NA

Series Record: Georgia Tech leads, 28-18

Last Meeting: February 19, 1997; Maryland 76 - Georgia Tech 68 (at Atlanta, Ga.)

Sports Information Director: Mike Finn

Sports Information Phone: 404.894.5445

Home Phone Number: 770.938.9910

Assistant Sports Information Directors: Mike Stamus, Allison George

Sports Information Mailing Address: 150 Bobby Dodd Way, N.W.  
Atlanta, Georgia 30332

FAX Phone Number: 404.894.1248

Press Row Phone Number: 404.894.5458/5459

**1997-98 Roster**

No.	Name	Ht.	Cl.	Pos.	Hometown
4	Alvin Jones	6-11	Fr.	C	Lakeland, Fla.
5	Dion Glover	6-5	Fr.	G	Decatur, Ga.
10	T.J. Vines	5-10	Fr.	G	Woodstock, Ga.
11	Travis Spivey	6-3	Fr.	G	Myrtle Beach, S.C.
15	Matt Harpring	6-7	Sr.	F	Dunwoody, Ga.
23	Jon Babul	6-7	So.	F	North Attleboro, Mass.
24	Michael Maddox	6-9	Sr.	F	Atlanta, Ga.
30	Kevin Kincaid	6-3	Jr.	G	Milwaukee, Wis.
31	Pablo Machado	6-10	So.	C/F	Merida, Venezuela
34	Jason Floyd	6-6	So.	G/F	Hampton, Ga.
41	Paul Trotti	6-3	So.	G	Manetta, Ga.
44	Jan Medlock	6-7	Sr.	F	Smyrna, Ga.
52	Ashley Kelly	6-7	SoR.	F	Albant, Ga.

**1997-98 Schedule**

N24	Winthrop	J10	Wake Forest
N27-29	at Puerto Rico Holiday Classic (San Juan, P.R.)	J15	at Virginia
	Georgia Tech, Alabama, Illinois, Wichita State, St. John's, Louisville, Hofstra, American Univ of P.R.	J18	Florida State
D4	N.C. State	J21	Maryland
D6	Delaware State	J25	at N.C. State
D13	at Kentucky	J28	Georgia Southern
D17	Coastal Carolina	F1	at Duke
D20	Louisville (Georgia Dome)	F4	Clemson
D23	at Georgia	F8	North Carolina
D27	at Miami	F11	at Wake Forest
D31	North Texas	F14	Virginia
J3	Wofford	F18	at Florida State
J8	at North Carolina	F21	at Maryland
		F25	Duke
		M1	at Clemson
		M5-8	at ACC Tournament (Greensboro, N.C.)

# University of Kansas



**Roy Williams**

**Paul Pierce**

Sunday December 7, 1997; 1:30/ABC  
MCI Center, Washington, D.C.  
Franklin National Bank / Children's Charities Classic

Location: Lawrence, Kan.

Founded: 1866

Enrollment: 27,407

Colors: Crimson and Blue

Conference: Big 12

Nickname: Jayhawks

Home Court/Capacity: Allen Fieldhouse

President: Dr. Robert Hemenway

Athletics Director: Dr. Bob Frederick

Head Coach and Alma Mater: Roy Williams/North Carolina, 1972

Career Record and Years: 247-58/9 years

Record at Institution/Years: 247-58/9 years

Assistant Coaches and Alma Mater: Matt Doherty/North Carolina, 1984;

Neil Dougherty/Cameron, 1984; Joe Holliday/Oklahoma, 1969

Letterwinners Returning/Lost: 8/6

Starters Returning/Lost: 2/3

Starters Returning	Pos.	Hgt.	Cl.	PPG	RPG
Raef LaFrentz	F	6-11	Sr.	18.5	9.3
Paul Pierce	F	6-7	Jr.	16.3	6.8
Billy Thomas	G	6-4	Sr.	7.7	1.8

1996-97 Record: 34-2

Conference Record/Finish: 15-1/1st

Post Season: NCAA Tournament; No. 1 Seed Southeast Region; Kansas def.

Jackson State, 78-64; Kansas def. Purdue, 75-61; Arizona def. Kansas, 85-82

Series Record: Kansas leads, 3-0

Last Meeting: November 23, 1984; Kansas 58 - Maryland 56 (at Great

Alaskan Shootout)

Sports Information Director: Dean Buchan

Sports Information Phone: 785.864.7944

Home Phone Number: 913.648.5858

Sports Information Mailing Address: 104 Allen Fieldhouse  
Lawrence, Kansas 66045

FAX Phone Number: 785.864.7944

Press Row Phone Number: 785.864.3417

**1997-98 Roster**


No.	Name	Ht.	Cl.	Pos.	Hometown
3	Lester Earl	6-8	So.	F	Baton Rouge, La.
4	Ryan Robertson	6-5	Jr.	G	St. Charles, Mo.
5	Terry Noonan	6-0	So.	G	Raytown, Mo.
12	Billy Thomas	6-4	Sr.	G	Shreveport, La.
20	Kenny Gregory	6-5	Fr.	G/F	Columbus, Ohio
21	Nick Bradford	6-6	So.	G/F	Fayetteville, Ark.
22	Jeff Carey	6-11	Fr.	F/C	Camdenton, Mo.
23	Jelani Janisse	6-3	Jr.	G	Granada Hills, Calif.
24	C.B. McGrath	5-11	Sr.	G	Topeka, Kan.
32	T.J. Pugh	6-8	Jr.	G	Omaha, Neb.
34	Paul Pierce	6-7	Jr.	F	Los Angeles, Calif.
44	Eric Chenowith	7-0	Fr.	C	Villa Park, Calif.
45	Raef LaFrentz	6-11	Sr.	F	Monona, Iowa

**1997-98 Schedule**

N14	Santa Clara	J10	at Texas
N19-28	Pre-Season NIT	J14	at Texas A&M
	Western Kentucky	J17	Kansas State
D2	Arizona (Great Eight Tournament)	J19	at Missouri
D4	Emporia State	J24	Texas Tech
D7-8	Franklin National Bank / Children's Charities Classic	J28	Baylor
	Maryland vs. Kansas	F1	at Nebraska
	George Washington vs. Penn	F4	at Iowa State
D10	Massachusetts	F8	Missouri
D13	Middle Tennessee State	F14	at Kansas State
D18	Pepperdine	F16	at Colorado
D20	Texas Christian (at Kansas City)	F21	Iowa State
D23	at Southern California	F23	Oklahoma
D28-30	at Rainbow Classic	M1	at Oklahoma State
	Kansas vs. Ohio State	M5-8	at Big 12 Conference Tournament (Kansas City, Mo.)
J3	Nebraska		
J7	Rice		



# University of Missouri



**Norm Stewart**

Tuesday December 30, 1997; 8:00 p.m.  
Hearn Center, Columbia, Missouri

**Kelly Thames**

Location: Columbia, Mo.  
Founded: 1839  
Enrollment: 22,483  
Colors: Old Gold and Black  
Conference: Big 12  
Nickname: Tigers  
Home Court/Capacity: Hearn Center/13,300  
Chancellor: Dr. Richard Wallace (interim)  
Athletics Director: Joe Castiglione  
Head Coach and Alma Mater: Norm Stewart/Missouri, 1966  
Career Record and Years: 694-351/36 years  
Record at Institution/Years: 597-309/30 years  
Assistant Coaches and Alma Mater: Kim Anderson/Missouri, 1962;  
Rich Daly/NE Missouri, 1962; Lee Winfield/North Texas, 1971  
Letterwinners Returning/Lost: 7/5  
Starters Returning/Lost: 2/3

Starters Returning	Pos.	Hgt.	Cl.	PPG	RPG
Jeff Hafer	G	6-5	So.	6.7	3.7
Kelly Thames	F	6-8	Sr.	13.0	6.1


1996-97 Record: 16-17  
Conference Record/Finish: 5-11/10th  
Post Season: NA  
Series Record: Missouri leads, 2-1  
Last Meeting: February 15, 1997; Maryland 91 - Missouri 72 (College Park, Md.)  
Sports Information Director: Bob Brendel  
Sports Information Phone: 573.882.2531  
Sports Information Director for Men's Basketball: Chad Moller  
Home Phone Number: 573.474.1580  
Sports Information Mailing Address: 330 Hearn Center  
600 Stadium Blvd.  
Columbia, Mo. 65211

FAX Phone Number: 573.882.4720  
Press Row Phone Number: 573.882.1442

No.	Name	Ht.	Cl.	Pos.	Hometown
3	Tyron Lee	6-6	Sr.	F/G	Springfield, Ill.
4	Tate Decker	6-11	So.	C	Webster Groves, Mo.
12	Brian Grawler	6-0	Fr.	G	Pattonville, Mo.
21	Dibi Ray	5-10	Sr.	G	Plainview, Texas
23	Billy Taylor	6-3	Jr.	G	Peoria, Ill.
24	Jeff Hafer	6-5	So.	G	Joplin, Mo.
31	Johnnie Parker	6-6	Fr.	G/F	Webster Groves, Mo.
32	John Woods	6-3	Jr.	G	McKinney, Texas
33	Kelly Thames	6-8	Sr.	F	St. Louis, Mo.
42	George Mazyck	6-9	Fr.	C	Durham, N.C.
44	Albert White	6-4	So.	F	Inkster, Mich.

1997-98 Schedule	J24	Iowa
N16 at Western Carolina	J25	at Wake Forest
N24-26 at Maui Invitational	J28	at Texas Tech
D2 Coppin State	J31	Iowa State
D6 at Arkansas	F4	Nebraska
D10 Oral Roberts	F8	at Kansas
D13 SE Missouri State	F11	at Baylor
D20 Sam Houston State	F14	Texas A&M
D23 Illinois (St. Louis, Mo.)	F18	at Nebraska
D30 Maryland	F21	at Oklahoma
J3 at Kansas State	F25	Colorado
J5 Texas	F28	Kansas State
J10 at Iowa State	M5-8	at Big 12 Conference
J14 Oklahoma State		Tournament
J17 at Colorado		(Kansas City, Mo.)
J19 Kansas		

# Mount St. Mary's College



**Jim Phalen**

Saturday November 22, 1997; 7:30 p.m.  
Cole Field House, College Park, Md.

**Gregory Harris**

Location: Emmitsburg, Md.  
Founded: 1808  
Enrollment: 1,476  
Colors: Blue and White  
Conference: Northeast  
Nickname: Mountaineers, The Mount  
Home Court/Capacity: Knott Arena/3,196  
President: George R. Houston, Jr.  
Athletics Director: Dr. Harold P. Menninger  
Head Coach and Alma Mater: Jim Phalen/LaSalle, 1951  
Career Record and Years: 772-413/43 years  
Record at Institution/Years: 772-413/43 years  
Assistant Coaches and Alma Mater: Don Anderson/Franklin and Marshall,  
1982; Cliff Warren/Mt. St. Mary's, 1990  
Letterwinners Returning/Lost: 11/2  
Starters Returning/Lost: 5/0

Starters Returning	Pos.	Hgt.	Cl.	PPG	RPG
Gregory Harris	G	6-3	So.	12.0	6.3
Gerben Van Dorpe	C	6-11	Sr.	11.9	4.5
Newton Gayle	C	6-8	Sr.	6.9	6.6

1996-97 Record: 14-13  
Conference Record/Finish: 10-8/4th  
Post Season: NA  
Series Record: Maryland leads, 2-0  
Last Meeting: November 23, 1991; Maryland 83 - Mt. St. Mary's 53  
(at College Park, Md.)  
Sports Information Director: Eric Kloiber  
Sports Information Phone: 301.447.5384  
Home Phone Number: 301.695.1068  
Sports Information Mailing Address: Route 15  
Emmitsburg, Md. 21727

FAX Phone Number: 301.447.5300  
Press Row Phone Number: 301.447.3286

No.	Name	Ht.	Cl.	Pos.	Hometown
00	Newton Gayle	6-8	Sr.	F	Mount Vernon, N.Y.
4	Rob Balgac	6-7	So.	F/G	New Belgrade, Yugoslavia
5	Eric Bethel	5-11	Jr.	G	Ft. Washington, Md.
11	Gregory Harris	6-3	So.	G	Washington, D.C.
12	Michael McCline	6-2	So.	G	Philadelphia, Pa.
20	Tony Hayden	6-5	Jr.	F	Gladwyne, Pa.
22	Irv Cornwell	6-4	So.	G	Columbia, Md.
23	Mike Brown	6-6	Sr.	F	Washington, D.C.
44	Michael Cook	6-9	So.	C	Centreville, Va.
50	Todd Kessler	6-11	Jr.	C	Marietta, Ga.
55	Gerben Van Dorpe	6-11	Sr.	C	Erenbodegem, Belgium
	A.J. Herbert	5-10	Fr.	G	Randallstown, Md.

1997-98 Schedule	J14	at Monmouth
N22 at Maryland	J17	St. Francis (Pa.)
N24 at UNC Wilmington	J19	Robert Morris
N29 at La Salle	J22	Central Connecticut State
D1 at UMBC	J24	Fairleigh Dickinson
D5-6 at Iowa Invitational	J28	UMBC
	F2	at St. Francis (N.Y.)
	F5	Long Island
	F7	Wagner
D9 Columbia	F11	Monmouth
D20 Loyola (Md.)	F14	at Central Connecticut State
D27 Manhattan	F16	at Fairleigh Dickinson
J3 at Wagner	F19	at St. Francis (Pa.)
J5 at Long Island	F21	at Robert Morris
J8 St. Francis (N.Y.)	F27-M5	at NEC Tournament

# UMBC—Maryland/Baltimore County



**Tom Sullivan**



**Issac Greene**

Saturday December 13, 1997; 7:30 p.m.  
Cole Field House, College Park, Md.

Location: Baltimore, Md.  
Founded: 1966

Enrollment: 10,400  
Colors: Black and Gold with Red  
Conference: Big South

Nickname: Retrievers  
Home Court/Capacity: UMBC Fieldhouse/4,024  
President: Dr. Freeman A. Hrabowski, III  
Athletics Director: Dr. Charles Brown

Head Coach and Alma Mater: Tom Sullivan/Fordham, 1972  
Career Record and Years: 152-99/9 years  
Record at Institution/Years: 10-44/2 years  
Assistant Coaches and Alma Mater: Randy Monroe/Cheyney State, 1986;  
Doug Nicholas/Delaware, 1989; Bill Zotti/Seton Hall, 1995

Starters Returning	Pos.	Hgt.	Cl.	PPG	RPG
Isaac Green	F	6-6	So.	8.6	7.5
Rod Harrison	G	5-11	Jr.	4.7	2.8
Eric Poiesz	C	6-10	Sr.	3.2	4.2

1996-97 Record: 5-22

Conference Record/Finish: 2-12

Post Season: NA

Series Record: Maryland leads, 7-0

Last Meeting: December 4, 1996; Maryland 67 - UMBC 31

Sports Information Director: Steve Levy

Sports Information Phone: 410.455-2197

Home Phone Number: 410.363.6397

Sports Information Mailing Address: Dept. Of Athletic Communications  
100 Hilltop Circle  
Baltimore, Md. 21250

FAX Phone Number: 410.455.3994

Press Row Phone Number: 410.455.3840

## 1997-98 Roster

No.	Name	Ht.	Cl.	Pos.	Hometown
12	Terence Ward	6-1	Fr.	G	Egg Harbor Township, N.J.
14	Jason Burik	6-3	So.	G	Pittsburgh, Pa.
15	Roderick Harrison	5-11	Jr.	G	Baltimore, Md.
20	Michael van Veen	6-4	Jr.	F	Den Helder, Holland
22	Tim Hyland	6-0	Fr.	G	Staten Island, N.Y.
24	Jason Womble	6-2	So.	G	Kendall Park, N.J.
25	Kenya Merritt	5-11	Sr.	G	New Brunswick, N.J.
33	Isaac Green	6-6	So.	F	Newark, N.J.
35	Brad Marton	6-4	Fr.	F	Silver Spring, Md.
40	Eric Poiesz	6-10	Sr.	C	Sneek, Holland
44	Rich Giddnes	6-5	Fr.	F	Huntington Station, N.Y.
45	Kerry Martin	6-7	So.	F	Mays Landing, N.J.
52	Nick Grella	6-8	Fr.	C	Carlstadt, N.J.
54	Abe Veppumthara	6-5	Fr.	F	Chevy Chase, Md.


## 1997-98 Schedule

N18	Robert Morris	J22	at Liberty
N21	at Loyola (Md.)	J24	at Winthrop
N25	at Navy	J28	at Mt. St. Mary's
D1	Mt. St. Mary's	J31	Winthrop
D3	Washington College	F2	Radford
D7	at N.C. State	F7	at Coastal Carolina
D13	at Maryland	F9	Lehigh
D20	Western Maryland	F11	at Bucknell
D23	Wuinnipiac	F14	at UNC - Asheville
D30	at Robert Morris	F16	at Towson University
J3	UNC - Asheville	F19	Liberty
J10	at Radford	F21	at Charleston Southern
J14	Charleston Southern	F26-28	at Big South Tournament
J17	Coastal Carolina		at Lynchburg, Va.

# University of North Carolina



**Bill Guthridge**



**Antawn Jamison**

Wednesday January 14, 1998; 9:00 p.m./ESPN  
Cole Field House, College Park, Md.

Saturday February 14, 1998; 1:30 p.m./ABC  
Dean E. Smith Center, Chapel Hill, N.C.

Location: Chapel Hill, N.C.  
Founded: 1789

Enrollment: 24,141  
Colors: Carolina Blue and White  
Conference: Atlantic Coast

Nickname: Tar Heels  
Home Court/Capacity: Dean E. Smith Center/21,572  
Chancellor: Michael Hooker

Athletics Director: Dick Baddour  
Head Coach and Alma Mater: Bill Guthridge/Kansas State, 1960

Career Record and Years: First Year  
Record at Institution/Years: First Year

Assistant Coaches and Alma Mater: Phil Ford/North Carolina, 1978;  
Dave Hanners/North Carolina, 1976; Pat Sullivan/North Carolina, 1995

Letterwinners Returning/Lost:  
Starters Returning/Lost: 4/1

Starters Returning	Pos.	Hgt.	Cl.	PPG	RPG
Vince Carter	G/F	6-6	Jr.	13.0	4.5
Antawn Jamison	F	6-9	Jr.	19.1	9.4
Ademola Okulaja	F	6-9	Jr.	8.0	6.5
Shammond Williams	G	6-2	sr.	14.1	3.3

1996-97 Record: 28-7

Conference Record/Finish: 11-5/T2nd

Post Season: NCAA Tournament Semifinalists; No. 1 Seed, East Regional;  
North Carolina def. Fairfield, 82-74; North Carolina def. Colorado, 73-56;  
North Carolina def. California, 63-57; North Carolina def. Louisville, 97-74;  
Arizona def. North Carolina, 66-58

Series Record: North Carolina leads, 101-44

Last Meeting: February 22, 1997; North Carolina 93 - Maryland 81  
(at College Park, Md.)

Sports Information Director: Steve Kirschner

Sports Information Phone: 919.962.7258

Home Phone Number: 919.484.0664

Sports Information Mailing Address: 2nd Floor, Dean E. Smith Center  
Skipper Bowles Drive, Chapel Hill, N.C. 27515

FAX Phone Number: 919.962.0612

Press Row Phone Number: 919.926.2678

## 1997-98 Roster


No.	Name	Ht.	Cl.	Pos.	Hometown
00	Brendan Haywood	6-11	Fr.	C	Greensboro, N.C.
3	Shammond Williams	6-3	Sr.	G/F	Greenville, S.C.
4	Makhtar Ndiaye	6-9	Sr.	F/C	Dakar, Senegal
5	Ed Cota	6-1	So.	G	Brooklyn, N.Y.
11	Michael Booker	6-6	RFr.	G/F	Sandersville, Ga.
13	Ademola Okulaja	6-9	Jr.	F/C	Berline, Germany
15	Vince Carter	6-6	Jr.	G/F	Dayton Beach, Fla.
21	Terrence Newby	6-2	So.	G	Siler City, N.C.
24	Max Owens	6-4	Fr.	G/F	Macon, Ga.
32	Orlando Melendez	6-7	Fr.	F	Juana Diaz, Puerto Rico
33	Antawn Jamison	6-9	Jr.	F/C	Charlotte, N.C.
35	Brad Frederick	6-5	Jr.	G/F	Lawrence, Kan.
50	Brian Bersticker	6-11	Fr.	F/C	Virginia Beach, Va.

## 1997-98 Schedule

N14	Middle Tennessee State	J3	at Clemson
N19	at Richmond	J8	Georgia Tech
N22	California	J10	Virginia
N27-29	at Carrs Great Alaskan Shootout	J14	at Maryland
	North Carolina, Ala- Birmingham,	J17	Appalachian State
	Alaska-Anchorage, Mass, Purdue,	J21	at N.C. State
	Seton Hall, SW La. and UCLA	J24	Florida State
		J28	Clemson
D3	Louisville	J31	at Wake Forest
	(Great Eight, Chicago, Ill.)	F5	Duke
D5	Tennessee-Chattanooga	F8	at Georgia Tech
	(at Charlotte, N.C.)	F11	at Virginia
D6	Virginia Tech (at Charlotte, N.C.)	F14	Maryland
D13	Princeton	F21	N.C. State
D16	Hampton	F24	Wake Forest
D20	at Florida State	F28	at Duke
D27	at Georgia	M5-8	at ACC Tournament
D29	at Bethune-Cookman		(Greensboro, N.C.)



# U. of No. Carolina at Asheville



**Eddie Biedenbach**

**Keith Davis**

Monday December 22, 1997; 7:30 p.m.  
Cole Field House, College Park, Md.

Location: Asheville, N.C.  
Founded: 1927  
Enrollment: 3,200  
Colors: Royal Blue and White  
Conference: Big South  
Nickname: Bulldogs  
Home Court/Capacity: Justice Center/2,000  
Chancellor: Dr. Patsy B. Reed  
Athletics Director: Tom Hunnicutt  
Head Coach and Alma Mater: Eddie Biedenbach/N.C. State; 1968  
Career Record and Years: 47-61/4 years  
Record at Institution/Years: 18-10/1 year  
Assistant Coaches and Alma Mater: Monte Towe/N.C. State, 1975;  
Pat Bryant/West Georgia, 1984  
Letterwinners Returning/Lost: 9/2  
Starters Returning/Lost: 5/0

Starters Returning	Pos.	Hgt.	Cl.	PPG	RPG
Josh Pittman	G/F	6-6	Sr.	18.1	4.9
Mike Matthews	G	6-2	Jr.	7.1	3.1
Dirk Lommerse	C	6-10	Sr.	5.4	5.5
Robert Stevenson	F	6-9	Sr.	12.1	6.7
Kevin Martin	G	6-5	Jr.	13.3	5.8

1996-97 Record: 18-10  
Conference Record/Finish: 11-3/T1st  
Post Season: NA  
Series Record: First Meeting  
Last Meeting: First Meeting  
Sports Information Director: Mike Gore  
Sports Information Phone: 704.692.7506  
Home Phone Number: 704.692.7506  
Sports Information Mailing Address: Justice Center  
One University Heights  
Asheville, N.C. 28804

FAX Phone Number: 704.251.6386  
Press Row Phone Number: 704.251.6905


## 1997-98 Roster

No.	Name	Ht.	Cl.	Pos.	Hometown
3	Mike Matthews	6-2	Jr.	G	Columbia, Md.
4	Josh Pittman	6-6	Sr.	G/F	Winston-Salem, N.C.
11	Vincent Krieger	6-2	Sr.	G	The Hague, Netherlands
12	Kevin Martin	6-5	Jr.	F	Westerville, Ohio
15	Bryan Richerson	6-0	So.	G	Baker, Fla.
20	Juelian Flowers	6-3	Jr.	G/F	Bronx, N.Y.
24	Robert Stevenson	6-9	Sr.	C/F	Rochester, N.Y.
33	Jeff Coble	6-3	Jr.	G	Charlotte, N.C.
44	Dirk Lommerse	6-10	Sr.	C	Brisbane, Australia
50	Matt Osikowicz	6-7	So.	F	Merritt Island, Fla.
52	Remco Smits	7-0	Jr.	C	Eindhoven, Netherlands
	Rondell Clark	6-3	Fr.	G	Asheville, N.C.
	Adam Earnhardt	7-0	Fr.	C	Baker, Fla.
	Ben Ezell	6-7	Fr.	F	Marshall, N.C.
	Jason Horton	7-2	Fr.	C	Hiltons, Va.
	Nicholas McDevitt	5-11	Fr.	G	Marshall, N.C.

## 1997-98 Schedule

		J8	Radford
N15	at Syracuse	J10	at Liberty
N19	at Tennessee	J15	at Winthrop
N22	East Carolina	J17	at Charleston Southern
N29	Arizona	J19	Coastal Carolina
D3	East Tennessee State	J24	High Point
D13	Montreat	J29	at Coastal Carolina
D17	at Florida State	J31	Charleston Southern
D20	at East Carolina	F7	at Radford
D22	at Maryland	F9	Liberty
D29-30	Dr. Pepper Tour, at Chattanooga	F14	UMBC
		F18	Elon
J3	at UMBC	F21	Winthrop

# U. of No. Carolina at Wilmington



**Jerry Wainwright**

**Billy Donlon**

Saturday December 27, 1997; 7:30 p.m.  
Cole Field House, College Park, Md.

Location: Wilmington, N.C.  
Founded: 1947  
Enrollment: 9,100  
Colors: Green, Gold and Navy Blue  
Conference: Colonial Athletic Association  
Nickname: Seahawks  
Home Court/Capacity: Trask Coliseum/6,100  
Chancellor: Dr. James R. Leutze  
Athletics Director: Paul A. Miller  
Head Coach and Alma Mater: Jerry Wainwright/Colorado College, 1966  
Career Record and Years: 45-41/3 years  
Record at Institution/Years: 45-41/3 years  
Assistant Coaches and Alma Mater: Kirk Saulny/S.E. Louisiana, 1979  
(Associate Head Coach); Mike Wilson/Southeastern, 1996;  
Brad Brownell/DePauw, 1991  
Letterwinners Returning/Lost: 9/3  
Starters Returning/Lost: 2/3

Starters Returning	Pos.	Hgt.	Cl.	PPG	RPG
Mark Byington	G	6-4	Sr.	9.0	2.7
Oleg Kojenets	C	6-10	Jr.	5.7	2.6
Stan Simmons	G	5-11	Jr.	11.8	5.4

1996-97 Record: 16-14  
Conference Record/Finish: 11-7/T1st  
Post Season: NA  
Series Record: First Meeting  
Last Meeting: First Meeting  
Sports Information Director: Joe Browning  
Sports Information Phone: 910.962.3236  
Home Phone Number: 910.799.6058  
Sports Information Mailing Address: 601 South College Road  
Wilmington, N.C. 28403

FAX Phone Number: 910.962.3686  
Press Row Phone Number: 910.962.3095

## 1997-98 Roster

No.	Name	Ht.	Cl.	Pos.	Hometown
3	Mark Byington	6-4	Sr.	G	Salem, Va.
5	Stan Simmons	5-11	Jr.	G	Winder, Ga.
12	Paul Tharp	6-4	So.	G	Palatine, Ill.
15	Scott Wainwright	6-3	Jr.	F	Wilmington, N.C.
21	Dominick Scott	6-3	Fr.	G	Florence, S.C.
22	Billy Donlon	6-1	Jr.	G	Northbrook, Ill.
24	Danny Dahl	6-4	So.	G	Bangor, Maine
32	Keith Spencer	6-6	Sr.	F	New York, N.Y.
33	Shannon Merritt	6-5	Fr.	F	Chadbourn, N.C.
34	Marcus Green	6-9	Fr.	F	Wilmington, N.C.
44	Tadearl Pratt	6-5	Jr.	F	Chicago, Ill.
50	Michael Gibbs	6-8	Jr.	F	Green Cove Spring, Fla.
52	Victor Ebong	6-8	So.	F	Omaha, Neb.
55	Oleg Kojenets	6-10	Jr.	C	Minsk, Belarus

## 1997-98 Schedule

		J3	at American
N14	at Clemson	J5	at George Mason
N17	at Rhode Island	J7	Old Dominion
	(Pre-Season NIT)	J10	at Richmond
N24	Mt. St. Mary's	J12	at Virginia
N28-29	at Fayetteville Tip-off Classic		Commonwealth
	UNC Wilmington vs.	J17	James Madison
	Western Carolina	J24	at East Carolina
	Campbell vs.	J28	William & Mary
	Charleston Southern	J31	George Mason
D3	at Princeton	F2	at James Madison
D5-6	at Ameritas Classic	F9	Richmond
	(Lincoln, Neb.)	F11	at Old Dominion
	UNC Wilmington vs. Nebraska	F14	at William & Mary
	Cornell vs. Grambling State	F18	Virginia Commonwealth
D20	at Connecticut	F21	East Carolina
D22	at Coastal Carolina	F25-M1	at CAA Championship
D27	at Maryland		(Richmond, Va.)

## N.C. State



**Herb Sendek**

Saturday January 10, 1998; Noon/ESPN  
Reynolds Coliseum, Raleigh, N.C.

Wednesday February 11, 1997; 7:30 p.m.  
Cole Field House, College Park, Md.

Location: Raleigh, N.C.

Founded: 1887

Enrollment: 27,169

Colors: Red and White

Conference: Atlantic Coast

Nickname: Wolfpack

Home Court/Capacity: Reynolds Coliseum/12,400

Chancellor: Dr. Larry K. Monteith

Athletics Director: Les Robinson

Head Coach and Alma Mater: Herb Sendek/Carnegie Mellon, 1985

Career Record and Years: 80-41/4 years

Record at Institution/Years: 17-15/1 year

Assistant Coaches and Alma Mater: Sean Miller/Pittsburgh, 1992;

Larry Harris/Pittsburgh, 1978; John Groce/Taylor, 1994

Letterwinners Returning/Lost: 7/6

Starters Returning/Lost: 3/1

Starters Returning	Pos.	Hgt.	Cl.	PPG	RPG
Ishua Benjamin	G	6-4	Sr.	8.9	3.0
C.C. Harrison	G	6-4	Sr.	15.7	3.8
Damon Thornton	F	6-8	So.	7.8	7.0

1996-97 Record: 17-15

Conference Record/Finish: 4-12/8th

Post Season: NIT Post-Season Tournament; N.C. State def. SW Missouri

State, 77-66; West Virginia def. N.C. State, 76-73

Series Record: N.C. State leads, 67-43

Last Meeting: March 8, 1997; N.C. State 65 - Maryland 58

(at ACC Tournament, Greensboro, N.C.)

Sports Information Director: Joan von Thron

Sports Information Phone: 919.515.2102

Home Phone Number: 919.233.9823

Assistant for Basketball: Jason Simon

Assistant's Home Phone Number: 919.755.6220

Sports Information Mailing Address: 115 Reynolds Coliseum

Raleigh, N.C. 27695

FAX Phone Number: 919.515.2898

Press Row Phone Number: 919.515.3393


1997-98 Roster

No.	Name	Ht.	Cl.	Pos.	Hometown
3	Damon Thornton	6-8	So.	F	Norfolk, Va.
5	Ishua Benjamin	6-4	Sr.	G	Concord, N.C.
11	Ryan "Archie" Miller	5-9	Fr.	G	Beaver Falls, Pa.
12	Justin Gainey	6-0	So.	G	High Point, N.C.
15	Ron Anderson	6-6	Fr.	G	Fayetteville, N.C.
21	Kenny Inge	6-8	Fr.	F	Virginia Beach, Va.
22	Rouldra Thomas	6-7	Fr.	F	Natchez, Miss.
23	C.C. Harrison	6-4	Sr.	G	Reidsville, N.C.
25	Tim Wells	6-7	So.	F	Winston-Salem, N.C.
33	Cornelius Williams	6-11	Fr.	C	Ft. McClellan, Ala.
40	Ron Kelley	6-10	Fr.	C	Emory, Texas
45	Luke Buffum	6-8	Jr.	F	Beverly Hills, Calif.

1997-98 Schedule

N11-12 Coaches vs. Cancer Classic,  
East Rutherford, N.J.  
N.C. State vs. Georgia  
Princeton vs. Texas

No.	Opponent	Ht.	Cl.	Pos.	Hometown
N17	Wofford	J18			Memphis at Virginia
N25	North Texas	J18			at Virginia
N29	at Penn State	J21			North Carolina
D4	at Georgia Tech	J25			Georgia Tech
D7	UMBC	J28			at Florida State
D18	Sam Houston State	J31			at Clemson
D20	South Carolina State	F4			Wake Forest
D22	Hampton	F8			Duke
D31	Morehead State	F11			at Maryland
J3	Florida State	F14			Norfolk State
J7	at Duke	F18			Virginia
J10	Maryland	F21			at North Carolina
		F26			Clemson
		M1			at Wake Forest
		M5-8			at ACC Tournament (Greensboro, N.C.)



**Ishua Benjamin**

## University of South Carolina



**Eddie Fogler**

Black Coaches Association of America Classic

Friday November 14, 1997; 7:30; ESPN

Target Center, Minneapolis, Minn.

Location: Columbia, S.C.

Founded: 1801

Enrollment: 26,346

Colors: Garnet and Gold

Conference: Southeastern

Nickname: Gamecocks

Home Court/Capacity: Frank McGuire Arena/12,401

President: Dr. John M. Palms

Athletics Director: Dr. Mike McGee

Head Coach and Alma Mater: Eddie Fogler/North Carolina, 1970

Career Record and Years: 204-136/11 years

Record at Institution/Years: 62-56/4 years

Assistant Coaches and Alma Mater: Rick Callahan/Salem College, 1980;

Jeff Lebo/North Carolina, 1989; John Cooper/Wichita State, 1991

Letterwinners Returning/Lost: 9/2

Starters Returning/Lost: 4/1

Starters Returning	Pos.	Hgt.	Cl.	PPG	RPG
B.J. McKie	G	6-2	Jr.	17.4	3.9
Melvin Watson	G	6-1	Sr.	11.0	4.8
William Gallman	F	6-7	Jr.	8.6	6.2
Ryan Stack	F	6-11	Sr.	6.2	4.3

1996-97 Record: 24-8

Conference Record/Finish: 15-1/1st

Post Season: NCAA Tournament; No. 3 Seed, East Regional; Coppin State

def. South Carolina, 78-65

Series Record: Maryland leads, 31-25

Last Meeting: December 29, 1990; Maryland 78 - South Carolina 69

(ECAC Tournament, New York, N.Y.)

Sports Information Director: Kerry Tharp

Sports Information Phone: 803.777.5204

Assistant Sports Information Director/Men's Basketball: Brian Binette

Home Phone Number: 803.736.9444

Sports Information Mailing Address: Sports Information Office

Rex Enright Athletic Center

1300 Rosewood Drive

Columbia, S.C. 29208

FAX Phone Number: 803.777.2967


Press Row Phone Number: 803.777.6182

1997-98 Roster

No.	Name	Ht.	Cl.	Pos.	Hometown
00	David Ross	6-5	Fr.	G/F	St. Petersburg, Fla.
3	B.J. McKie	6-2	Jr.	G	Columbia, S.C.
10	Melvin Watson	6-1	Sr.	G	Charleston, S.C.
13	Hagen Rouse	6-3	SoR.	G	Greenville, S.C.
14	Herbert Lee Davis	6-5	So.	G/F	Georgetown, S.C.
20	William Gallman	6-7	Jr.	F	Chester, S.C.
21	Bud Johnson	6-10	Jr.	F/C	Columbia, S.C.,
23	Recus Nix	6-3	Jr.	G	Charleston, S.C.
24	George Formanek	6-11	SrR.	C	Siany, Czech Republic
32	LeRon Williams	6-7	Jr.	F	Bradenton, Fla.
35	Antonio Grant	6-5	FrR.	F	North Augusta, S.C.
53	Arthur Carlisle	6-5	Jr.	F	Goose Creek, S.C.
54	Ryan Stack	6-11	Sr.	C	Chapmansboro, Tenn.

1997-98 Schedule

No.	Opponent	Ht.	Cl.	Pos.	Hometown
N14	Maryland	J18			at Georgia
N21	The Citadel	J21			Tennessee
D1	Belmont University	J24			at Auburn
D5	Virginia Tech	J26			at Furman
D6	Tennessee-Chattanooga	J28			Florida
D17	at Clemson	F1			Cincinnati
D20	St. Joseph's (Pa.)	F3			at Vanderbilt
D23	South Carolina State	F7			at Tennessee
D30	Towson State	F11			Alabama
J3	at Mississippi	F14			Mississippi State
J7	Vanderbilt	F18			at Arkansas
J10	Louisiana State	F21			at Florida
J13	at Kentucky	F24			Georgia
		F28			Kentucky



**B.J. McKie**



# Temple University



**John Chaney**

Saturday February 28, 1998; 1:00 p.m.  
Baltimore Arena, Baltimore, Md.

Location: Philadelphia, Pa.  
Founded: 1884  
Enrollment: 30,000  
Colors: Cherry and White  
Conference: Atlantic 10  
Nickname: Owls  
Home Court/Capacity: The Apollo of Temple/10,224  
President: Peter J. Liacouras  
Athletics Director: Dave O'Brien  
Head Coach and Alma Mater: John Chaney/Bethune-Cookman, 1955  
Career Record and Years: 560-199/25 years  
Record at Institution/Years: 335-140/15 years  
Assistant Coaches and Alma Mater: Dean Demopoulos/West Chester, 1977;  
Nate Blackwell/Temple, 1990; Dan Liebovitz/Pennsylvania, 1996  
Letterwinners Returning/Lost: 6/3  
Starters Returning/Lost: 4/1

Starters Returning	Pos.	Hgt.	Cl.	PPG	RPG
Lamont Barnes	F	6-9	So.	8.1	6.8
Rasheed Brokenborough	G	6-3	Jr.	16.0	4.0
Juan "Pepe" Sanchez	G	6-4	So.	10.0	4.2
Lynard Stewart	F	6-7	So.	8.4	6.7

1996-97 Record: 20-11  
Conference Record/Finish: 10-6/4th East  
Post Season: NCAA Tournament, No. 9 Seed, Midwest Region; Temple def. Mississippi, 62-40; Minnesota def. Temple, 76-57  
Series Record: Temple leads, 2-1  
Last Meeting: December 29, 1979; Maryland 85 - Temple 63 (at College Park, Md.)  
Assistant Athletic Director for Media Relations: Scott Cathcart  
Assistant Media Relations Director/Men's Basketball: Brian Kirschner  
Sports Information Phone: 215.204.4824  
Home Phone Number: 215.635.2652 (Kirschner)  
Sports Information Mailing Address: 4th Floor Vivacqua Hall  
P.O. Box 2842  
Philadelphia, Pa. 19122  
FAX Phone Number: 215.204.7499  
Press Row Phone Number: 215.204.7445

No.	Name	Ht.	Cl.	Pos.	Hometown
3	Mahike Moore	6-2	So.	G	Philadelphia, Pa.
4	Juan "Pepe" Sanchez	6-4	So.	G	Bahia Blanca, Argentina
11	Julian Dunkley	6-9	So.	F	Cherry Hill, N.J.
14	Lynn Greer	6-1	Fr.	G	Philadelphia, Pa.
15	Keaton Sanders	6-6	So.	F	Fort Valley, Ga.
21	Rasheed Brokenborough	6-3	Jr.	G	Philadelphia, Pa.
25	Mark Karcher	6-5	Fr.	F/G	Baltimore, Md.
30	Michael Tabb	6-9	Jr.	F	Philadelphia, Pa.
32	Lamont Barnes	6-9	So.	F	Hopkinsville, Ky.
33	Quincy Wadley	6-4	So.	G	Harrisburg, Pa.
40	Lynard Stewart	6-7	Sr.	F	Philadelphia, Pa.

1997-98 Schedule	J21	Duquesne
N11 vs. Auburn	J24	at Fordham
(at Albuquerque, N.M.)	J26	at St. Joseph's
N14 Indiana	J28	at Dayton
N22 at Mississippi	J31	Xavier
D4 at Michigan State	F3	at Massachusetts
D6 at Wisconsin	F8	Virginia Tech
D9 Fresno State	F12	Fordham
D13 DePaul	F14	at Rhode Island
D16 at Villanova	F17	St. Joseph's
D20 Rutgers	F19	at St. Bonaventure
J4 Rhode Island	F22	at George Washington
J6 Pennsylvania	F28	Maryland (at Baltimore, Md.)
J11 St. Bonaventure	M1	Massachusetts
J17 at La Salle	M4	at Atlantic 10 Tournament (Philadelphia, Pa.)

# Wake Forest University



**Dave Odom**

Saturday January 17, 1998; 7:30 p.m./RJ  
Lawrence Joel Veterans Memorial Coliseum  
Winston-Salem, N.C.

Thursday February 19, 1998; 9:00 p.m./RJ  
Cole Field House, College Park, Md.

Location: Winston-Salem, N.C.  
Founded: 1834  
Enrollment: 3,771  
Colors: Old Gold and Black  
Conference: Atlantic Coast  
Nickname: Demon Deacons  
Home Court/Capacity: Lawrence Joel Veterans Memorial Coliseum/14,407  
President: Dr. Thomas K. Hearn, Jr.  
Athletics Director: Ron Wellman  
Head Coach and Alma Mater: Dave Odom/Guilford, 1965  
Career Record and Years: 204-121/11 years  
Record at Institution/Years: 166-79/8 years  
Assistant Coaches and Alma Mater: Ernie Nestor/Alderson-Broadbudd, 1968;  
Frank Haith/Elon, 1988; Russell Turner/Hampden-Sydney, 1992  
Letterwinners Returning/Lost: 5/4  
Starters Returning/Lost: 2/3

Starters Returning	Pos.	Hgt.	Cl.	PPG	RPG
Tony Rutland	G	6-2	Sr.	11.8	3.1
Jerry Braswell	G	6-1	Sr.	9.3	2.1
Loren Woods	C	7-1	So.	6.8	5.2

1996-97 Record: 24-7  
Conference Record/Finish: 11-5/2nd  
Post Season: NCAA Tournament; No. 3 Seed West Region; Wake Forest def. St. Mary's, 68-46; Stanford def. Wake Forest, 72-66.  
Series Record: The series is tied, 47-47  
Last Meeting: February 1, 1997; Wake Forest 74 - Maryland 69 (at College Park, Md.)  
Sports Information Director: John Justus  
Sports Information Phone: 910.759.5640  
Home Phone Number: 910.722.1094  
Sports Information Mailing Address: Wingate Road  
203 Athletic Center  
Winston-Salem, NC 27109

FAX Phone Number: 910.758.5140  
Press Row Phone Number: 910.759.9969

No.	Name	Ht.	Cl.	Pos.	Hometown
3	Aron McMillian	6-9	Fr.	F	Greensboro, N.C.
4	Robert O'Kelley	6-1	Fr.	G	Memphis, Tenn.
5	Steven Goolsby	6-4	Sr.	G/F	Marietta, Ga.
11	Joseph Amonett	6-5	Jr.	G	Byrdstown, Tenn.
13	Loren Woods	7-1	So.	C	St. Louis, Mo.
20	Niki Arinze	6-5	Fr.	G/F	Nashville, Tenn.
23	Tim Fuller	6-4	So.	G	Woodbridge, Va.
25	Jerry Braswell	6-1	Sr.	G	Cuthbert, Ga.
30	Tony Rutland	6-2	Sr.	G	Hampton, Va.
33	James Griffin	6-2	Fr.	G	Greenville, S.C.
41	Rafael Vidaurreta	6-8	Fr.	F	Zaragoza, Spain
44	Josh Shoemaker	6-9	Fr.	F	Gate City, Va.
45	Joachim Blom	6-10	So.	C	Stockholm, Sweden

1997-98 Schedule	J17	Maryland
N15 Virginia Military	J22	at Florida State
N17 Navy	J25	Missouri
N21 Georgetown (at Springfield, Mass.)	J27	Virginia
N24 Liberty	J31	North Carolina
N29 Richmond	F4	at N.C. State
D3 at Davidson	F7	at Clemson
D6 Utah	F11	Georgia Tech
D17 at Marshall	F14	at Duke
D19 Princeton (at East Rutherford, N.J.)	F19	at Maryland
D22 Radford	F21	Florida State
J4 at Virginia	F24	at North Carolina
J8 Clemson	M1	N.C. State
J10 at Georgia Tech	M5-8	at ACC Tournament (Greensboro, N.C.)
J14 Duke		



# University of Virginia



**Jeff Jones**

Sunday February 1, 1998; 4:00 p.m./RJ  
Cole Field House, College Park, Md.

Tuesday February 24, 1998; 9:00 p.m./RJ  
University Hall, Charlottesville, Va.

Location: Charlottesville, Va.  
Founded: 1819  
Enrollment: 18,279  
Colors: Orange and Blue  
Conference: Atlantic Coast  
Nickname: Cavaliers, Wahoons  
Home Court/Capacity: University Hall/8457  
President: John T. Casteen, III  
Athletics Director: Terry Holland  
Head Coach and Alma Mater: Jeff Jones/Virginia, 1982  
Career Record and Years: 135-85/7 years  
Record at Institution/Years: 135-85/7 years  
Assistant Coaches and Alma Mater: Anthony Solomon/Virginia, 1987;  
Ricky Stokes/Virginia, 1984; Pete Herrmann/Geneseo State, 1970.  
Letterwinners Returning/Lost: 7/2  
Starters Returning/Lost: 4/1

Starters Returning	Pos.	Hgt.	Cl.	PPG	RPG
Courtney Alexander	G/F	6-6	Jr.	14.8	2.7
Colin Ducharme	C/F	6-9	So.	5.5	4.4
Norman Nolan	F	6-8	Sr.	11.3	7.4
Curtis Staples	G	6-3	Sr.	13.9	4.6


1996-97 Record: 18-13  
Conference Record/Finish: 7-9/6th  
Post Season: NCAA Tournament, No. 9 Seed, West Regional; Iowa def. Virginia, 73-60  
Series Record: Maryland leads, 88-59  
Last Meeting: March 2, 1997; Virginia 81 - Maryland 74 (at Charlottesville, Va.)  
Sports Information Director: Rich Murray  
Sports Information Phone: 804.982.5500  
Home Phone Number: 804.978.2966  
Sports Information Mailing Address: Corner of Massie & Alderman Roads  
Charlottesville, Va. 22903  
FAX Phone Number: 804.982.5525  
Press Row Phone Number: 804.296.5910

## 1997-98 Roster


No.	Name	Ht.	Cl.	Pos.	Hometown
5	Curtis Staples	6-3	Sr.	G	Roanoke, Va.
10	Chezley Watson	6-1	Fy.	G	Gainesville, Ga..
11	Greg Lyons	6-3	Fy.	G	Mineola, N.Y.
13	Donald Hand	6-0	Fy.	G	Paterson, N.J.
15	Peter McLaughlin	6-2	Sr.	G	Maplewood, N.J.
24	Willie Dersch	6-5	So.	G/F	Floral Park, N.Y.
25	Norman Nolan	6-8	Sr.	F	Baltimore, Md.
31	Michael Curtis	6-3	Sr.	G	Richmond, Va.
33	Monte Marcaccini	6-5	JrR.	G/F	Tarzana, Calif.
42	Chase Metheney	7-4	JrR.	C	Charlotte, N.C.
44	Kris Hunter	6-10	So.	C	Tallahassee, Fla.
52	Colin Ducharme	6-9	So.	C/F	Richmond, Va.
54	Craig McAndrew	6-10	So.	F/C	Wonga Beach, Australia

## 1997-98 Schedule

N15	at Richmond	J15	Georgia Tech
N19	College of William & Mary	J18	N.C. State
N22	George Mason	J20	at Clemson
N25	at Delaware	J24	Duke
D2	Appalachian State	J27	at Wake Forest
D6	at Duke	F1	at Maryland
D10	Connecticut	F4	Florida State
D13	at Virginia Commonwealth	F11	North Carolina
D22	Virginia Military Institute	F14	at Georgia Tech
D27-30	at Rainbow Classic, Honolulu, HI	F18	at N.C. State
J4	Wake Forest (at Richmond, Va.)	F21	Clemson
J7	Liberty	F24	Maryland
J10	at North Carolina	F28	at Florida State
J12	Virginia Tech (at Roanoke, Va.)	M5-8	at ACC Tournament (Greensboro, N.C.)



**Curtis Staples**





# Terp Watchers—The Media

## Learfield Maryland Radio Network

**Play-by-Play Announcer**  
**Johnny Holliday**  
 Sports Anchor  
 ABC Radio  
 1717 Desales St., NW  
 Washington, D.C.  
 20036  
 (202) 222-7600  
 (202) 222-7682 (FAX)

**Basketball Analyst**  
**Greg Manning**  
 Director of Major Gifts  
 1102 Cole Field House  
 College Park, Md.  
 20742-0295  
 (301) 314-7020  
 (301) 314-9094 (fax)

## Primary Media Outlets

**Washington Post**  
**Josh Barr**  
 1150 15th St., NW  
 Washington, D.C.  
 20071  
 (202) 334-7350  
 (202) 334-7685 (FAX)  
 Sports Editor:  
 George Solomon  
 Columnists:  
 Mike Wilbon  
 Ken Denlinger  
 Tony Kornheiser

**Baltimore Sun**  
**Paul McMullen**  
 Calvert & Centre Sts.  
 Baltimore, Md. 21203  
 (410) 332-6200  
 (410) 783-2518 (FAX)  
 Sports Editor:  
 Jack Gibbons  
 Molly Dunham  
 Columnists:  
 John Eisenberg  
 Ken Rosenthal

**The Washington Times**  
**Jody Foldes**  
 3600 New York Ave., NE  
 Washington, D.C.  
 20002  
 (202) 636-3269  
 (202) 529-7869 (FAX)  
 Sports Editor:  
 Gary Hopkins  
 Columnists:  
 Tom Knott  
 Dan Daly  
 Dick Heller

**Prince George's Journal**  
**Evan Bass**  
 9426 Annapolis Road  
 Lanham, Md. 20706  
 (301) 731-8303  
 (301) 731-8363 (FAX)  
 Sports Editor:  
 Ben Lumpkin  
 Columnists:  
 James Harris III  
 Jay Hilbert

**Montgomery Journal**  
**David Hammel**  
 2 Research Ct.  
 Rockville, Md. 20850  
 (301) 670-1427  
 (301) 670-1421 (FAX)  
 Sports Editor:  
 Dan Shepherd  
 Columnists:  
 James Peters  
 Kelly Thackston

**Annapolis Capital**  
**Bill Wagner**  
 2000 Capitol Drive  
 Annapolis, Md. 21404  
 (410) 280-5923  
 (410) 268-4643 (FAX)  
 Sports Editor:  
 Joe Gross  
 Columnists:  
 Craig Anderson  
 John McNamara

**Cumberland Times**  
**Steve Luse**  
 19 Mechanic St.  
 Cumberland, Md.  
 21502  
 (301) 722-4600  
 (301) 722-4870 (FAX)  
 Sports Editor:  
 Steve Luse

**Easton Star-Democrat**  
**Bill Haufe**  
 1 Airport Drive  
 Easton, Md. 21601  
 (410) 820-6510  
 (410) 820-6519 (FAX)  
 Sports Editor:  
 Bill Haufe

**Frederick News Post**  
**Stan Goldberg**  
 200 E. Patrick St.  
 Frederick, Md. 21701  
 (301) 662-1177  
 (301) 662-8299 (FAX)  
 Sports Editor:  
 Stan Goldberg  
 Columnist:  
 John Cannon  
 Sheldon Shealer

**Gazette Newspapers**  
**John Evans**  
 1200 Quince Orchard Blvd.  
 Gaithersburg, Md.  
 20878  
 (301) 948-3120  
 (301) 670-7183  
 Sports Editor:  
 John Evans

**Hagerstown Morning Herald**  
**Bob Parasiliti**  
 100 Summitt Ave.  
 Hagerstown, Md.  
 21740  
 (301) 733-5131  
 (301) 714-0245 (FAX)  
 Sports Editor:  
 Ron Somers

**Salisbury Times**  
**Bill See**  
 P.O. Box 1937  
 Salisbury, Md. 21601  
 (410) 749-7171  
 (410) 749-7290 (FAX)  
 Sports Editor:  
 Rick Cullen

**Terrapin Times**  
**Keith Cavanaugh**  
 P.O. Box 34405  
 Bethesda, Md. 20827  
 (301) 656-8257  
 (301) 656-8258 (FAX)

## National Media

**Associated Press**  
**Dave Ginsburg**  
**Sports**  
 222 St. Paul Place  
 Baltimore, Md. 21202  
 (410) 539-3524  
 (410) 727-1550 (FAX)

**USA Today**  
**Harry Blauvelt/**  
**Jack Carey**  
**Sports**  
 100 Wilson Blvd  
 Arlington, Va. 22229  
 (703) 276-3735  
 (703) 276-5505 (FAX)

## Student Media

**The Diamondback**  
**Seth Emerson**  
 3136 South Campus  
 Dining Hall  
 University of Maryland  
 College Park, Md.  
 20742  
 (301) 314-8200  
 (301) 314-8358 (FAX)  
 Sports Editor:  
 Seth Emerson

**WMUC -Sports**  
**Dan Rochkind**  
 3130 South Campus  
 Dining Hall  
 P.O. Box 99  
 College Park, Md.  
 20742  
 (301) 314-7866  
 (301) 314-7879 (FAX)

## Radio Outlets

**WBAL - Sports**  
**Greg Sher**  
 3800 Hooper Ave  
 Baltimore, Md. 21211  
 (410) 338-6592  
 (410) 338-6675 (FAX)

**WCBM - Sports**  
**Art Sinclair**  
 68 Radio Plaza  
 Owings Mills, Md.  
 21117  
 (410) 356-3003  
 (410) 581-0150 (FAX)

**WFMD - Sports**  
**Ron Kitzmiller**  
 P.O. Box 151  
 Frederick, Md. 21701  
 (301) 948-8521  
 (301) 663-5494 (FAX)

**WINX - Sports**  
**Jerry Coleman**  
 12216 Parklawn Dr.  
 Suite 203  
 Rockville, Md. 20852  
 (301) 424-9292  
 (301) 424-8266 (FAX)

**WMAL - Sports**  
**Tim Brant**  
 4400 Jenifer St.  
 Washington, D.C.  
 20015  
 (202) 686-3100  
 (202) 537-0009 (FAX)

**WOLB - Sports**  
**Butch McAdams**  
 100 St. Paul St.  
 Baltimore, Md. 21210  
 (410) 332-8200  
 (410) 539-4550 (FAX)

**WTEM - Sports**  
**Andy Pollin**  
 11300 Rockville Pike  
 Rockville, Md. 20852  
 (301) 770-5700  
 (301) 881-8025 (FAX)

**WTOP - Sports**  
**Dave Johnson/**  
**Steve Dolge**  
 3400 Idaho Avenue,  
 NW  
 Washington, D.C.  
 20016  
 (202) 895-5060  
 (202) 895-5149 (FAX)

## Television Outlets

**WBAL - TV (NBC)**  
**Gerry Sandusky/**  
**Mark Viviano**  
 3800 Hooper Avenue  
 Baltimore, Md. 21212  
 (410) 338-1750  
 (410) 338-6526 (FAX)

**WBFF - Fox 45**  
**Bruce Cunningham/**  
**Steve Davis**  
 2000 W. 41st St.  
 Baltimore, Md. 21211  
 (410) 467-5595  
 (410) 467-5093 (FAX)

**WHAG - TV Sports**  
**Garnet Stevens**  
 13 E. Washington St.  
 Hagerstown, Md.  
 21740  
 (301) 797-4400  
 (301) 745-4093 (FAX)

**WJLA - TV Sports (ABC)**  
**Rene Knott/**  
**Mike Cairns**  
 3007 Tilden St., NW  
 Washington, D.C.  
 20008  
 (202) 364-7726  
 (202) 364-7789 (FAX)

**WJZ - TV Sports (CBS)**  
**John Buren/**  
**Chris Ely**  
 Television Hill  
 Baltimore, Md. 21211  
 (410) 578-7522  
 (410) 578-0642 (FAX)

**WMAR - TV Sports (ABC)**  
**Scott Garceau/**  
**Keith Mills**  
 6400 York Rd.  
 Baltimore, Md. 21212  
 (410) 377-7558  
 (410) 377-0493 (FAX)

**WMDT - TV Sports**  
**Barry Hiatt**  
 202 Downtown Plaza  
 Salisbury, Md. 21801  
 (410) 742-4747  
 (410) 742-5767 (FAX)

**WRC - TV Sports (NBC)**  
**George Michael/**  
**Wally Bruckner/**  
**Darrian Chapman**  
 4001 Nebraska Ave.,  
 NW  
 Washington, D.C.  
 20016  
 (202) 885-4451  
 (202) 885-4002 (FAX)

**WTTG - Fox 5**  
**Brett Haber/**  
**Chick Hernandez**  
 5151 Wisconsin  
 Avenue  
 Washington, D.C.  
 20016  
 (202) 895-3026  
 (202) 895-3133 (FAX)

**WUSA - TV Sports (CBS)**  
**Ken Broo/**  
**Frank Herzog/**  
**Ken Mease**  
 4100 Wisconsin Ave.,  
 NW  
 Washington, D.C.  
 20008  
 (202) 895-5600  
 (202) 363-6472 (FAX)


**Cable News 21 (Mont. Co.)**  
**Brian Sinkoff/**  
**Doug Weinstein**  
 7548 Standish Place  
 Rockville, Md. 20855  
 (301) 294-2121  
 (301) 294-7476 (FAX)

**Cable Channel 15 (P.G. County)**  
**Dave Goldman**  
 9475 Lottsford Road  
 Suite 125  
 Largo, Md. 20774  
 (301) 386-2054  
 (301) 322-6132 (FAX)

**Newschannel 8**  
**Glenn Harris/**  
**Joyce Jackson/**  
**Kaye Lake**  
 7600-D Boston Blvd.  
 Springfield, VA 22153  
 (703) 912-5395  
 (703) 912-5329 (FAX)

# Radio/TV Roster

## Guards



**4**

Guard


Atman Smith  
6-0 170 So.  
Baltimore, Md.



**11**

Guard

Matt Kovarik  
6-4 196 Sr.  
Greensboro, N.C.



**12**

Guard


Terrell Stokes  
6-0 189 Jr.  
Philadelphia, Pa.



**13**

Guard


Sarunas Jasikevicius  
6-4 197 Jr.  
Kaunas, Lithuania



**20**

Guard

Matt Hahn  
6-0 156 So.  
Columbia, Md.




**31**

Guard

Norman Fields  
6-0 183 Jr.  
Mt Vernon, N.Y.


## Forwards/Centers



**3**

Guard/Forward


Laron Profit  
6-5 194 Jr.  
Charleston, S.C.



**21**

Forward


LaRon Cephas  
6-7 220 Fr.  
Wilmington, Del.



**25**

Forward


Rodney Elliott  
6-8 221 Sr.  
Baltimore, Md.



**44**

Forward/Center

Terence Morris  
6-8 199 Fr.  
Frederick, Md.



**45**

Forward

Brian Watkins  
6-9 220 Jr.  
Nashville, Tenn.




**54**

Forward/Center

Obinna Ekezie  
6-10 256 Jr.  
Pt. Harcourt, Nigeria

## Centers



**33**

Center

Mike Mardesich  
7-0 250 So.  
Boston, Mass.

## Coaches




**HEAD COACH**

Gary Williams  
Maryland, 1968  
19th Season overall  
(350-229, .605)  
9th year at Maryland  
(143-101, .586)



**ASST. COACH**

Billy Hahn  
Maryland, 1975  
9th year at  
Maryland



**ASST. COACH**

Dave Dickerson  
Maryland, 1989  
2nd year at  
Maryland



**ASST. COACH**

Jimmy Patsos  
Catholic, 1989  
7th year at  
Maryland



**ADMIN. ASST.**

Troy Wainwright  
Maryland, 1989  
2nd year at  
Maryland

TRAINER: J. J. Bush





Norman Fields

Atman Smith

Brian Watkins

Matt Hahn



# 1997-98 Schedule

## NOVEMBER

5	Wed.	7:30 pm	ATHLETES IN ACTION
10	Mon.	7:30 pm	AUSTRALIA
14	Fri.	7:30 pm	vs. South Carolina (BCA Tournament; Minneapolis, MN)
18	Tue.	7:30 pm	FAIRLEIGH DICKINSON
22	Sat.	7:30 pm	MOUNT ST. MARY'S
25	Tue.	7:30 pm	FLORIDA INTERNATIONAL

## DECEMBER

4	Thu.	9:00 pm	at Clemson
7	Sun.	1:30 pm	vs. Kansas (Franklin Bank Classic @ MCI Center)
8	Mon.	TBA	vs. Penn or GWU (Franklin Bank Classic @ MCI Center)
13	Sat.	7:30 pm	UMBC
22	Mon.	7:30 pm	UNC-ASHEVILLE
27	Sat.	Noon	UNC-WILMINGTON
30	Tue.	8:00 pm	at Missouri

## JANUARY

3	Sat.	8:00 pm	DUKE
7	Wed.	7:00 pm	FLORIDA STATE
10	Sat.	Noon	at N.C. State
14	Wed.	9:00 pm	NORTH CAROLINA

## JANUARY

17	Sat.	7:00 pm	at Wake Forest
21	Wed.	9:00 pm	at Georgia Tech
24	Sat.	4:00 pm	CLEMSON
29	Thu.	8:00 pm	at Duke

## FEBRUARY

1	Sun.	4:00 pm	VIRGINIA
7	Sat.	Noon	at Florida State
11	Wed.	7:30 pm	N.C. STATE
14	Sat.	1:30 pm	at North Carolina
19	Thu.	9:00 pm	WAKE FOREST
21	Sat.	4:00 pm	GEORGIA TECH
24	Tue.	9:00 pm	at Virginia
28	Sat.	1:00 pm	TEMPLE @ Baltimore Arena

## MARCH

Thu. 5-Sun. 8 TBA ACC Tournament; Greensboro, NC

Home Games (IN CAPS) at Cole Field House  
All Times Eastern. Schedule Subject to Change.



Terrell Stokes

Laron Profit

Obinna Ekezie